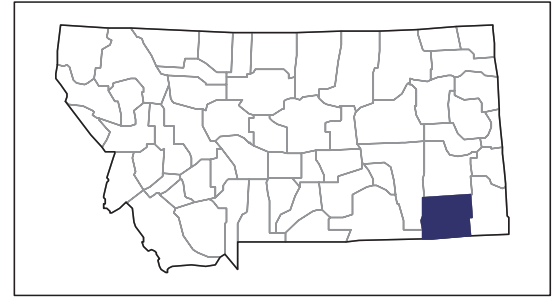


# 2007 CENSUS OF AGRICULTURE



## Powder River County – Montana

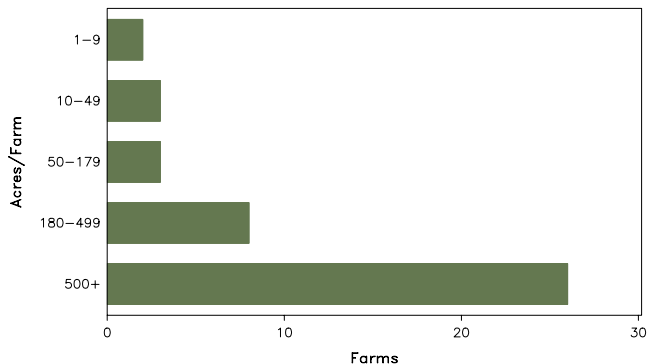
### Farms with Women Principal Operators Compared with All Farms

	Women Principal Operators	All Farms
<b>Number of Farms</b>	42	319
<b>Land in Farms</b>	83,961 acres	1,620,068 acres
<b>Average Size of Farm</b>	1,999 acres	5,079 acres
<b>Market Value of Products Sold</b>	\$2,601,000	\$40,960,000
Crop Sales	\$142,000	\$5,216,000
Livestock Sales	\$2,459,000	\$35,744,000
Average Per Farm	\$61,921	\$128,401
<b>Government Payments</b>	\$19,000	\$925,000
Average Per Farm Receiving Payments	\$1,322	\$6,467

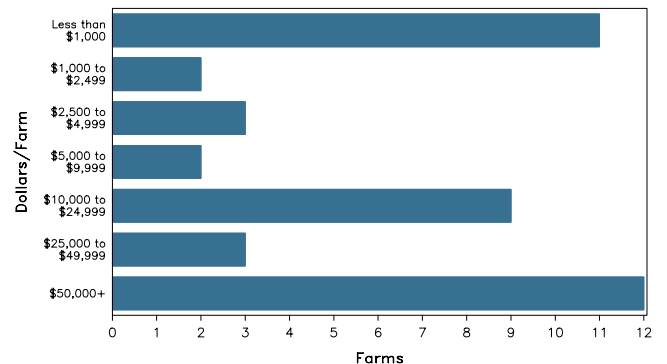
See footnotes on reverse page.

### Farms with Women Principal Operators

Farms by Size



Farms by Economic Size



# 2007 CENSUS OF AGRICULTURE

## Powder River County – Montana Farms with Women Principal Operators

### Selected Highlights

Item	Farms	Quantity
<b>MARKET VALUE OF AGRICULTURAL PRODUCTS SOLD (\$1,000)</b>		
Total value of agricultural products sold	42	2,601
Value of crops including nursery and greenhouse	9	142
Value of livestock, poultry, and their products	31	2,459
<b>VALUE OF SALES BY COMMODITY GROUP (\$1,000)</b>		
Grains, oilseeds, dry beans, and dry peas	2	(D)
Tobacco	-	-
Cotton and cottonseed	-	-
Vegetables, melons, potatoes and sweet potatoes	-	-
Fruits, tree nuts, and berries	-	-
Nursery, greenhouse, floriculture, and sod	-	-
Cut Christmas trees and short rotation woody crops	-	-
Other crops and hay	7	(D)
Poultry and eggs	8	(D)
Cattle and calves	21	2,381
Milk and other dairy products from cows	-	-
Hogs and pigs	-	-
Sheep, goats, and their products	10	(D)
Horses, ponies, mules, burros, and donkeys	-	-
Aquaculture	-	-
Other animals and other animal products	-	-
<b>TOP CROP ITEMS (acres)</b>		
Forage - land used for all hay and haylage, grass silage, and greenchop	20	5,479
Oats for grain	2	(D)
<b>TOP LIVESTOCK INVENTORY ITEMS (number)</b>		
Cattle and calves	22	3,189
Sheep and lambs	9	786
Horses and ponies	16	160
Layers	6	87
Goats, all	2	(D)

### Operator Characteristics

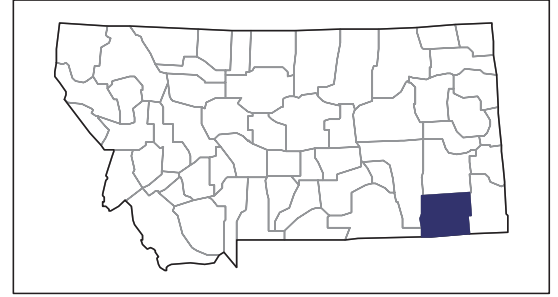
Item	Quantity
Primary occupation:	
Farming	18
Other	24
Days worked off farm:	
None	15
Any	27
Years on present farm:	
2 years or less	-
3 to 4 years	1
5 to 9 years	11
10 years or more	30
Age group:	
Under 45 years	7
45 to 64 years	20
65 years and over	15
Average age of principal operator (years)	59.8

### Economic Characteristics

Item	Quantity
Farms by value of sales:	
Less than \$1,000	12
\$1,000 to \$2,499	2
\$2,500 to \$4,999	3
\$5,000 to \$9,999	1
\$10,000 to \$49,999	12
\$50,000 to \$99,999	5
\$100,000 to \$249,999	5
\$250,000 to \$499,999	-
\$500,000 or more	2
Total farm production expenses (\$1,000)	1,887
Average per farm (\$)	44,934
Net cash farm income of operation (\$1,000)	856
Average per farm (\$)	20,384
Value of agricultural products sold directly to individuals for human consumption (\$1,000)	-
Total organic product sales (\$1,000)	-
Total income from farm-related sources, gross before taxes and expenses (\$1,000)	(D)

See "Census of Agriculture, Volume 1, Geographic Area Series" for complete footnotes, explanations, definitions, and methodology.  
(D) Cannot be disclosed. (Z) Less than half of the unit shown.

# 2007 CENSUS OF AGRICULTURE



## Powder River County – Montana

### Farms with Spanish, Hispanic, or Latino Operators Compared with All Farms

Data are not available at this geographic level for farms with Spanish, Hispanic, or Latino operators.

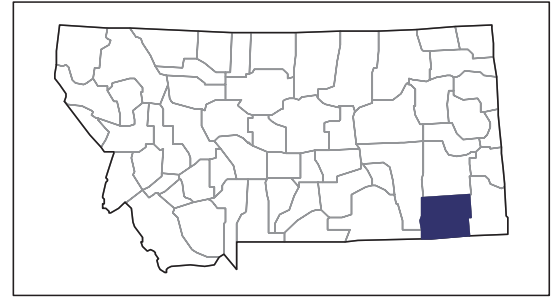


United States Department of Agriculture  
National Agricultural Statistics Service

[www.agcensus.usda.gov](http://www.agcensus.usda.gov)



# 2007 CENSUS OF AGRICULTURE



## Powder River County – Montana

### Farms with American Indian or Alaska Native Operators Compared with All Farms

Data are not available at this geographic level for farms with American Indian or Alaska Native operators.

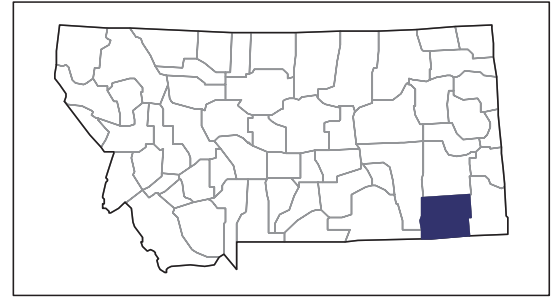


United States Department of Agriculture  
National Agricultural Statistics Service

[www.agcensus.usda.gov](http://www.agcensus.usda.gov)



# 2007 CENSUS OF AGRICULTURE



## Powder River County – Montana

### Farms with Asian Operators Compared with All Farms

Data are not available at this geographic level for farms with Asian operators.



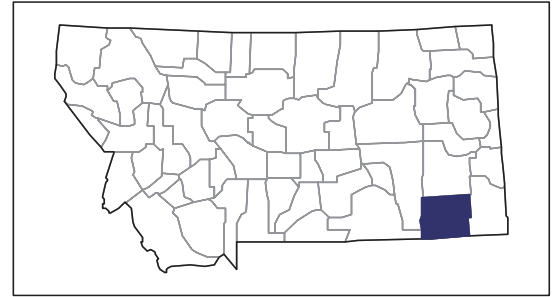
United States Department of Agriculture  
National Agricultural Statistics Service

[www.agcensus.usda.gov](http://www.agcensus.usda.gov)





# 2007 CENSUS OF AGRICULTURE



## Powder River County – Montana

### Farms with Black or African American Operators Compared with All Farms

Data are not available at this geographic level for farms with Black or African American operators.

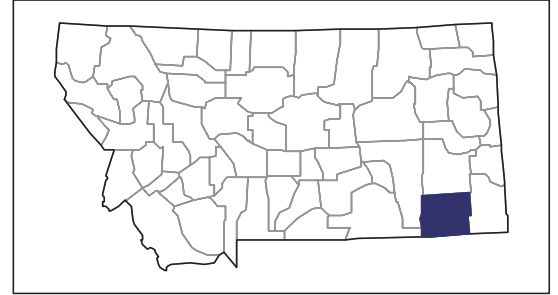


United States Department of Agriculture  
National Agricultural Statistics Service

[www.agcensus.usda.gov](http://www.agcensus.usda.gov)



# 2007 CENSUS OF AGRICULTURE



## Powder River County – Montana

### Farms with Native Hawaiian or Other Pacific Islander Operators Compared with All Farms

Data are not available at this geographic level for farms with Native Hawaiian or Other Pacific Islander operators.

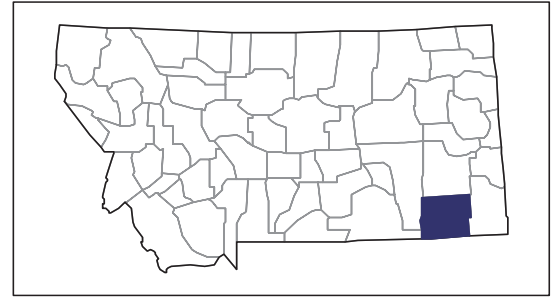


United States Department of Agriculture  
National Agricultural Statistics Service

[www.agcensus.usda.gov](http://www.agcensus.usda.gov)



# 2007 CENSUS OF AGRICULTURE



## Powder River County – Montana

### Farms with White Operators Compared with All Farms

Data are not available at this geographic level for farms with White operators.



United States Department of Agriculture  
National Agricultural Statistics Service

[www.agcensus.usda.gov](http://www.agcensus.usda.gov)

