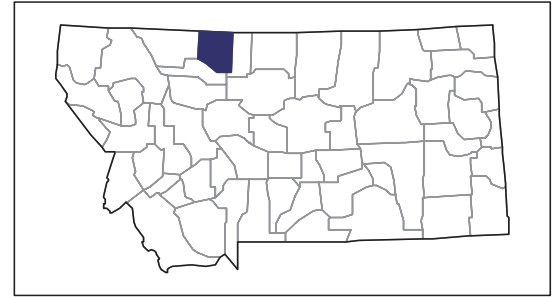


# 2007 CENSUS OF AGRICULTURE



## Toole County – Montana

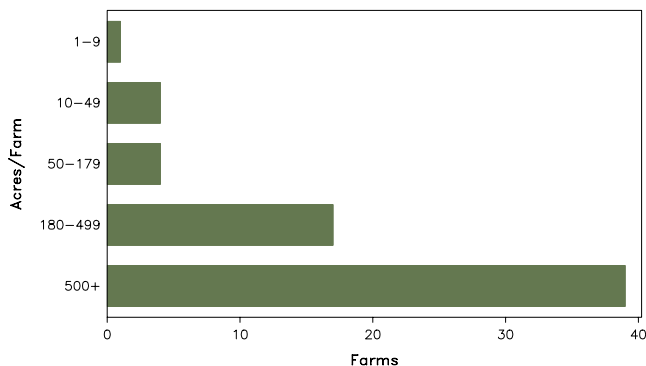
### Farms with Women Principal Operators Compared with All Farms

	Women Principal Operators	All Farms
<b>Number of Farms</b>	65	428
<b>Land in Farms</b>	68,381 acres	1,115,019 acres
<b>Average Size of Farm</b>	1,052 acres	2,605 acres
<b>Market Value of Products Sold</b>	\$1,616,000	\$47,727,000
Crop Sales	\$1,490,000	\$34,934,000
Livestock Sales	\$126,000	\$12,793,000
Average Per Farm	\$24,863	\$111,513
<b>Government Payments</b>	\$1,276,000	\$10,315,000
Average Per Farm Receiving Payments	\$22,788	\$29,139

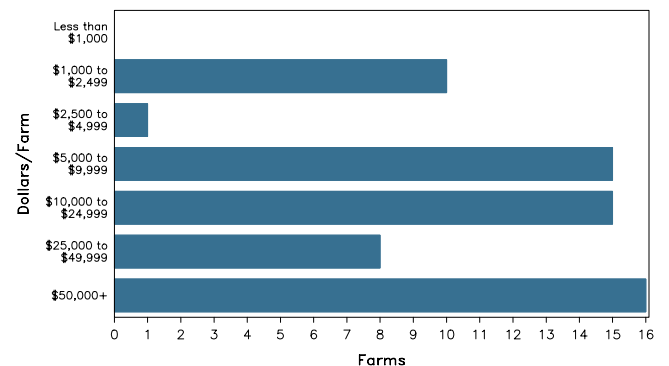
See footnotes on reverse page.

### Farms with Women Principal Operators

Farms by Size



Farms by Economic Size



# 2007 CENSUS OF AGRICULTURE

## Toole County – Montana Farms with Women Principal Operators

### Selected Highlights

Item	Farms	Quantity
<b>MARKET VALUE OF AGRICULTURAL PRODUCTS SOLD (\$1,000)</b>		
Total value of agricultural products sold	65	1,616
Value of crops including nursery and greenhouse	17	1,490
Value of livestock, poultry, and their products	11	126
<b>VALUE OF SALES BY COMMODITY GROUP (\$1,000)</b>		
Grains, oilseeds, dry beans, and dry peas	17	1,490
Tobacco	-	-
Cotton and cottonseed	-	-
Vegetables, melons, potatoes and sweet potatoes	-	-
Fruits, tree nuts, and berries	-	-
Nursery, greenhouse, floriculture, and sod	-	-
Cut Christmas trees and short rotation woody crops	-	-
Other crops and hay	-	-
Poultry and eggs	2	(D)
Cattle and calves	9	122
Milk and other dairy products from cows	-	-
Hogs and pigs	-	-
Sheep, goats, and their products	-	-
Horses, ponies, mules, burros, and donkeys	2	(D)
Aquaculture	-	-
Other animals and other animal products	-	-
<b>TOP CROP ITEMS (acres)</b>		
Wheat for grain, all	17	7,966
Barley for grain	5	3,223
Forage - land used for all hay and haylage, grass silage, and greenchop	4	139
Corn for grain	1	(D)
Soybeans for beans	1	(D)
<b>TOP LIVESTOCK INVENTORY ITEMS (number)</b>		
Cattle and calves	11	405
Layers	2	(D)
Horses and ponies	6	22
Sheep and lambs	1	(D)

### Operator Characteristics

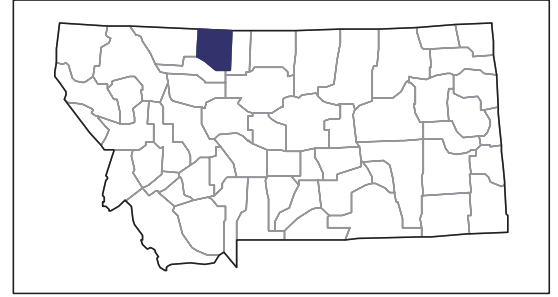
Item	Quantity
Primary occupation:	
Farming	17
Other	48
Days worked off farm:	
None	32
Any	33
Years on present farm:	
2 years or less	3
3 to 4 years	2
5 to 9 years	14
10 years or more	46
Age group:	
Under 45 years	10
45 to 64 years	24
65 years and over	31
Average age of principal operator (years)	62.1

### Economic Characteristics

Item	Quantity
Farms by value of sales:	
Less than \$1,000	41
\$1,000 to \$2,499	2
\$2,500 to \$4,999	3
\$5,000 to \$9,999	6
\$10,000 to \$49,999	3
\$50,000 to \$99,999	2
\$100,000 to \$249,999	8
\$250,000 to \$499,999	-
\$500,000 or more	-
Total farm production expenses (\$1,000)	2,863
Average per farm (\$)	44,050
Net cash farm income of operation (\$1,000)	479
Average per farm (\$)	7,372
Value of agricultural products sold directly to individuals for human consumption (\$1,000)	(D)
Total organic product sales (\$1,000)	-
Total income from farm-related sources, gross before taxes and expenses (\$1,000)	450

See "Census of Agriculture, Volume 1, Geographic Area Series" for complete footnotes, explanations, definitions, and methodology.  
(D) Cannot be disclosed. (Z) Less than half of the unit shown.

# 2007 CENSUS OF AGRICULTURE



## Toole County – Montana

### Farms with Spanish, Hispanic, or Latino Operators Compared with All Farms

Data are not available at this geographic level for farms with Spanish, Hispanic, or Latino operators.

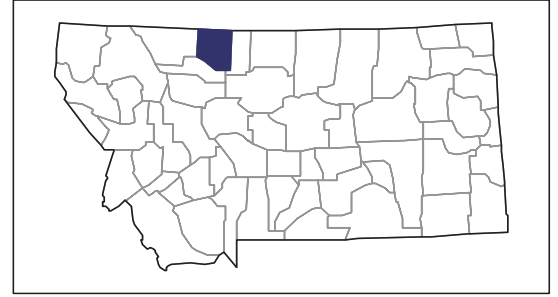


United States Department of Agriculture  
National Agricultural Statistics Service

[www.agcensus.usda.gov](http://www.agcensus.usda.gov)



# 2007 CENSUS OF AGRICULTURE



## Toole County – Montana

### Farms with American Indian or Alaska Native Operators Compared with All Farms

Data are not available at this geographic level for farms with American Indian or Alaska Native operators.

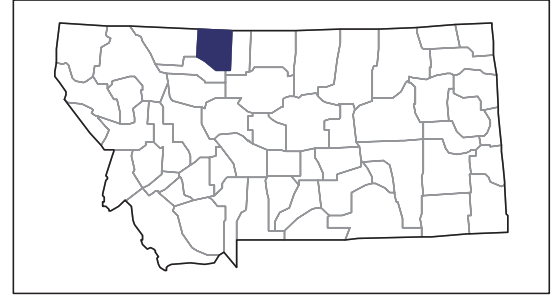


United States Department of Agriculture  
National Agricultural Statistics Service

[www.agcensus.usda.gov](http://www.agcensus.usda.gov)



# 2007 CENSUS *OF* AGRICULTURE



**Toole County – Montana**

**Farms with Asian Operators  
Compared with All Farms**

**Data are not available at this geographic level for farms with Asian operators.**



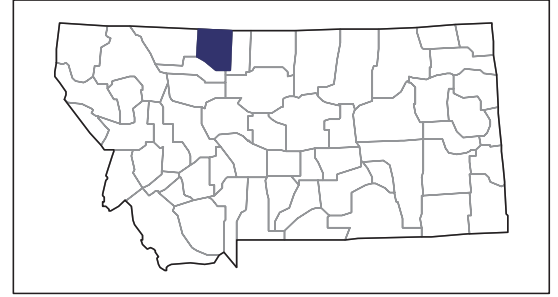
United States Department of Agriculture  
National Agricultural Statistics Service

[www.agcensus.usda.gov](http://www.agcensus.usda.gov)





# 2007 CENSUS OF AGRICULTURE



## Toole County – Montana

### Farms with Black or African American Operators Compared with All Farms

Data are not available at this geographic level for farms with Black or African American operators.

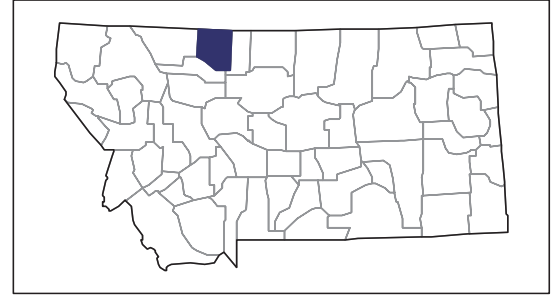


United States Department of Agriculture  
National Agricultural Statistics Service

[www.agcensus.usda.gov](http://www.agcensus.usda.gov)



# 2007 CENSUS OF AGRICULTURE



## Toole County – Montana

### Farms with Native Hawaiian or Other Pacific Islander Operators Compared with All Farms

Data are not available at this geographic level for farms with Native Hawaiian or Other Pacific Islander operators.

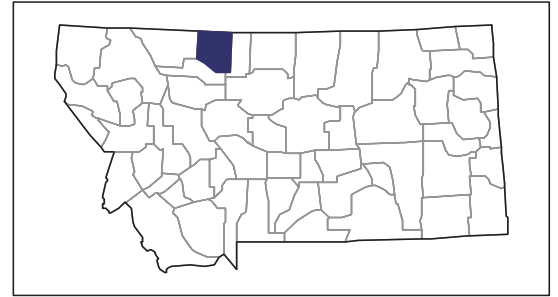


United States Department of Agriculture  
National Agricultural Statistics Service

[www.agcensus.usda.gov](http://www.agcensus.usda.gov)



# 2007 CENSUS OF AGRICULTURE



## Toole County – Montana

### Farms with White Operators Compared with All Farms

Data are not available at this geographic level for farms with White operators.



United States Department of Agriculture  
National Agricultural Statistics Service

[www.agcensus.usda.gov](http://www.agcensus.usda.gov)

