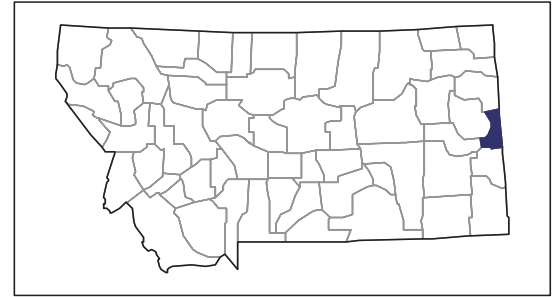


2007 CENSUS OF AGRICULTURE



Wibaux County – Montana

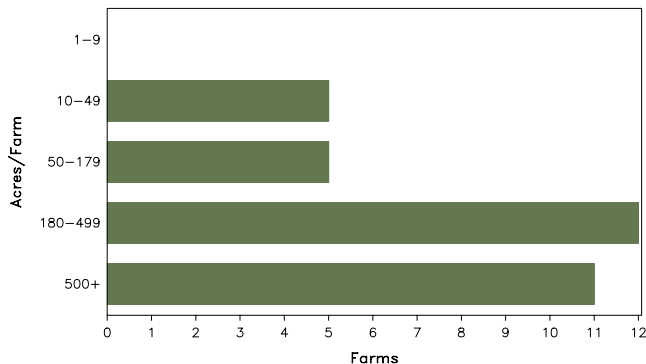
Farms with Women Principal Operators Compared with All Farms

	Women Principal Operators	All Farms
Number of Farms	33	208
Land in Farms	31,864 acres	492,554 acres
Average Size of Farm	966 acres	2,368 acres
Market Value of Products Sold	\$1,148,000	\$18,624,000
Crop Sales	\$803,000	\$9,775,000
Livestock Sales	\$345,000	\$8,849,000
Average Per Farm	\$34,783	\$89,538
Government Payments	\$217,000	\$2,246,000
Average Per Farm Receiving Payments	\$7,754	\$12,909

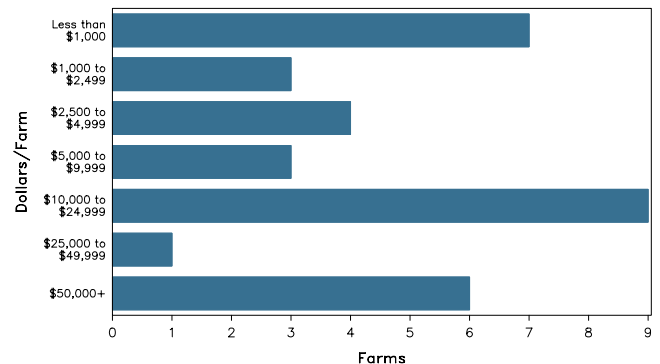
See footnotes on reverse page.

Farms with Women Principal Operators

Farms by Size



Farms by Economic Size



2007 CENSUS OF AGRICULTURE

Wibaux County – Montana Farms with Women Principal Operators

Selected Highlights

Item	Farms	Quantity
MARKET VALUE OF AGRICULTURAL PRODUCTS SOLD (\$1,000)		
Total value of agricultural products sold	33	1,148
Value of crops including nursery and greenhouse	12	803
Value of livestock, poultry, and their products	5	345
VALUE OF SALES BY COMMODITY GROUP (\$1,000)		
Grains, oilseeds, dry beans, and dry peas	6	(D)
Tobacco	-	-
Cotton and cottonseed	-	-
Vegetables, melons, potatoes and sweet potatoes	-	-
Fruits, tree nuts, and berries	-	-
Nursery, greenhouse, floriculture, and sod	-	-
Cut Christmas trees and short rotation woody crops	-	-
Other crops and hay	9	(D)
Poultry and eggs	-	-
Cattle and calves	5	(D)
Milk and other dairy products from cows	-	-
Hogs and pigs	-	-
Sheep, goats, and their products	-	-
Horses, ponies, mules, burros, and donkeys	1	(D)
Aquaculture	-	-
Other animals and other animal products	-	-
TOP CROP ITEMS (acres)		
Wheat for grain, all	6	2,552
Forage - land used for all hay and haylage, grass silage, and greenchop	10	1,064
Dry edible peas	1	(D)
Oats for grain	3	137
TOP LIVESTOCK INVENTORY ITEMS (number)		
Cattle and calves	8	399
Horses and ponies	3	(D)
Layers	2	(D)

Operator Characteristics

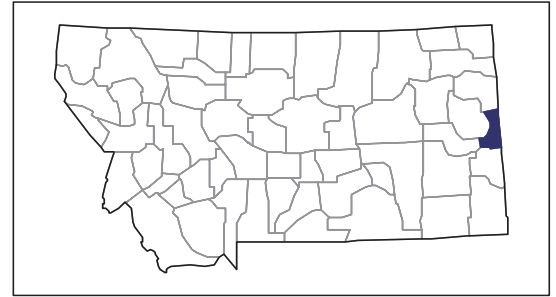
Item	Quantity
Primary occupation:	
Farming	10
Other	23
Days worked off farm:	
None	15
Any	18
Years on present farm:	
2 years or less	1
3 to 4 years	1
5 to 9 years	-
10 years or more	31
Age group:	
Under 45 years	2
45 to 64 years	12
65 years and over	19
Average age of principal operator (years)	66.4

Economic Characteristics

Item	Quantity
Farms by value of sales:	
Less than \$1,000	19
\$1,000 to \$2,499	-
\$2,500 to \$4,999	-
\$5,000 to \$9,999	3
\$10,000 to \$49,999	5
\$50,000 to \$99,999	3
\$100,000 to \$249,999	2
\$250,000 to \$499,999	-
\$500,000 or more	1
Total farm production expenses (\$1,000)	639
Average per farm (\$)	19,375
Net cash farm income of operation (\$1,000)	777
Average per farm (\$)	23,551
Value of agricultural products sold directly to individuals for human consumption (\$1,000)	-
Total organic product sales (\$1,000)	-
Total income from farm-related sources, gross before taxes and expenses (\$1,000)	52

See "Census of Agriculture, Volume 1, Geographic Area Series" for complete footnotes, explanations, definitions, and methodology.
(D) Cannot be disclosed. (Z) Less than half of the unit shown.

2007 CENSUS OF AGRICULTURE



Wibaux County – Montana

Farms with Spanish, Hispanic, or Latino Operators Compared with All Farms

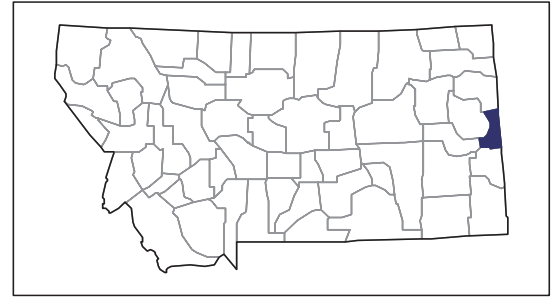
Data are not available at this geographic level for farms with Spanish, Hispanic, or Latino operators.



United States Department of Agriculture
National Agricultural Statistics Service

www.agcensus.usda.gov

2007 CENSUS OF AGRICULTURE



Wibaux County – Montana

Farms with American Indian or Alaska Native Operators Compared with All Farms

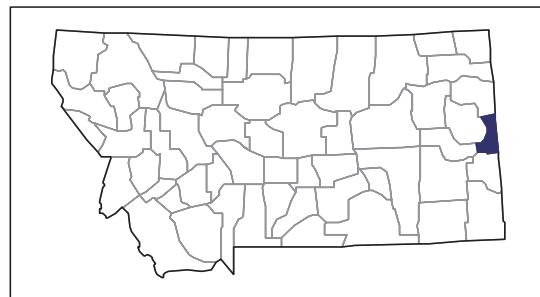
Data are not available at this geographic level for farms with American Indian or Alaska Native operators.



United States Department of Agriculture
National Agricultural Statistics Service

www.agcensus.usda.gov

2007 CENSUS OF AGRICULTURE



Wibaux County – Montana

Farms with Asian Operators Compared with All Farms

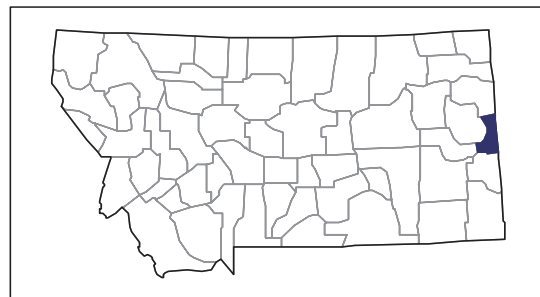
Data are not available at this geographic level for farms with Asian operators.



United States Department of Agriculture
National Agricultural Statistics Service

www.agcensus.usda.gov

2007 CENSUS OF AGRICULTURE



Wibaux County – Montana

Farms with Black or African American Operators Compared with All Farms

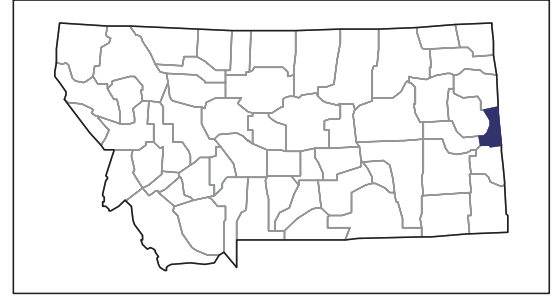
Data are not available at this geographic level for farms with Black or African American operators.



United States Department of Agriculture
National Agricultural Statistics Service

www.agcensus.usda.gov

2007 CENSUS OF AGRICULTURE



Wibaux County – Montana

Farms with Native Hawaiian or Other Pacific Islander Operators Compared with All Farms

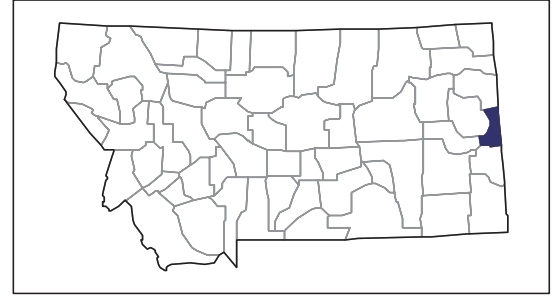
Data are not available at this geographic level for farms with Native Hawaiian or Other Pacific Islander operators.



United States Department of Agriculture
National Agricultural Statistics Service

www.agcensus.usda.gov

2007 CENSUS OF AGRICULTURE



Wibaux County – Montana

Farms with White Operators Compared with All Farms

Data are not available at this geographic level for farms with White operators.



United States Department of Agriculture
National Agricultural Statistics Service

www.agcensus.usda.gov

