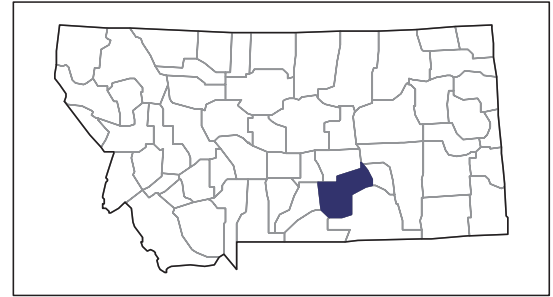


2007 CENSUS OF AGRICULTURE



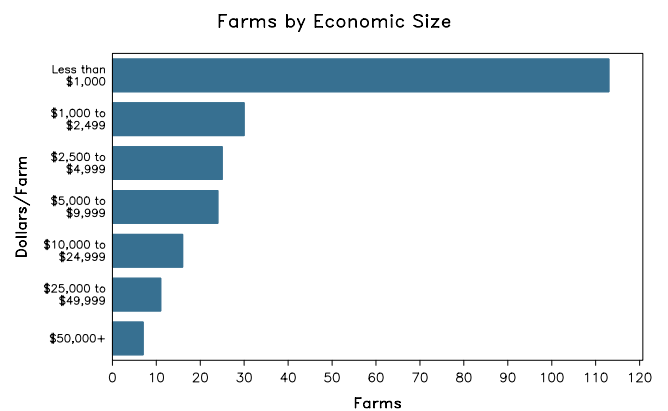
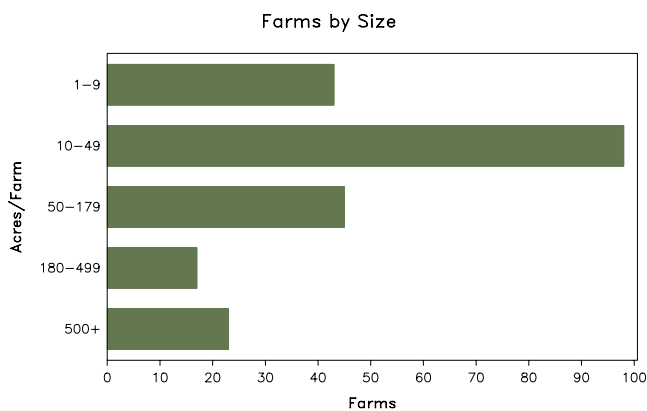
Yellowstone County – Montana

Farms with Women Principal Operators Compared with All Farms

	Women Principal Operators	All Farms
Number of Farms	226	1,407
Land in Farms	65,899 acres	1,615,769 acres
Average Size of Farm	292 acres	1,148 acres
Market Value of Products Sold	\$2,706,000	\$164,647,000
Crop Sales	\$1,919,000	\$40,775,000
Livestock Sales	\$786,000	\$123,871,000
Average Per Farm	\$11,973	\$117,020
Government Payments	\$202,000	\$4,109,000
Average Per Farm Receiving Payments	\$5,043	\$9,091

See footnotes on reverse page.

Farms with Women Principal Operators



2007 CENSUS OF AGRICULTURE

Yellowstone County – Montana Farms with Women Principal Operators

Selected Highlights

Item	Farms	Quantity
MARKET VALUE OF AGRICULTURAL PRODUCTS SOLD (\$1,000)		
Total value of agricultural products sold	226	2,706
Value of crops including nursery and greenhouse	57	1,919
Value of livestock, poultry, and their products	87	786
VALUE OF SALES BY COMMODITY GROUP (\$1,000)		
Grains, oilseeds, dry beans, and dry peas	7	(D)
Tobacco	-	-
Cotton and cottonseed	-	-
Vegetables, melons, potatoes and sweet potatoes	4	(D)
Fruits, tree nuts, and berries	1	(D)
Nursery, greenhouse, floriculture, and sod	9	(D)
Cut Christmas trees and short rotation woody crops	-	-
Other crops and hay	46	277
Poultry and eggs	18	(D)
Cattle and calves	37	645
Milk and other dairy products from cows	2	(D)
Hogs and pigs	5	(D)
Sheep, goats, and their products	19	21
Horses, ponies, mules, burros, and donkeys	25	93
Aquaculture	-	-
Other animals and other animal products	2	(D)
TOP CROP ITEMS (acres)		
Forage - land used for all hay and haylage, grass silage, and greenchop	70	1,930
Wheat for grain, all	3	363
Barley for grain	5	205
Sugarbeets for sugar	2	(D)
Corn for silage or greenchop	1	(D)
TOP LIVESTOCK INVENTORY ITEMS (number)		
Cattle and calves	59	1,541
Horses and ponies	140	921
Broilers and other meat-type chickens	5	(D)
Layers	20	(D)
Goats, all	29	195

Operator Characteristics

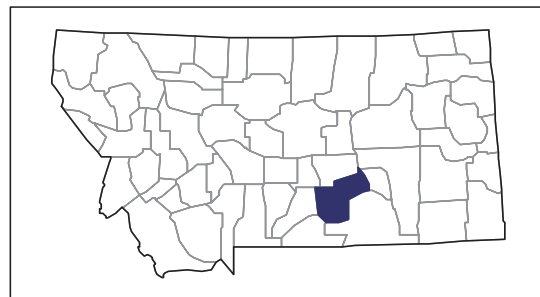
Item	Quantity
Primary occupation:	
Farming	53
Other	173
Days worked off farm:	
None	64
Any	162
Years on present farm:	
2 years or less	16
3 to 4 years	22
5 to 9 years	38
10 years or more	150
Age group:	
Under 45 years	44
45 to 64 years	131
65 years and over	51
Average age of principal operator (years)	55.5

Economic Characteristics

Item	Quantity
Farms by value of sales:	
Less than \$1,000	129
\$1,000 to \$2,499	26
\$2,500 to \$4,999	25
\$5,000 to \$9,999	16
\$10,000 to \$49,999	23
\$50,000 to \$99,999	2
\$100,000 to \$249,999	3
\$250,000 to \$499,999	-
\$500,000 or more	2
Total farm production expenses (\$1,000)	4,993
Average per farm (\$)	22,093
Net cash farm income of operation (\$1,000)	-1,598
Average per farm (\$)	-7,069
Value of agricultural products sold directly to individuals for human consumption (\$1,000)	5
Total organic product sales (\$1,000)	-
Total income from farm-related sources, gross before taxes and expenses (\$1,000)	488

See "Census of Agriculture, Volume 1, Geographic Area Series" for complete footnotes, explanations, definitions, and methodology.
(D) Cannot be disclosed. (Z) Less than half of the unit shown.

2007 CENSUS OF AGRICULTURE



Yellowstone County – Montana

Farms with Spanish, Hispanic, or Latino Operators Compared with All Farms

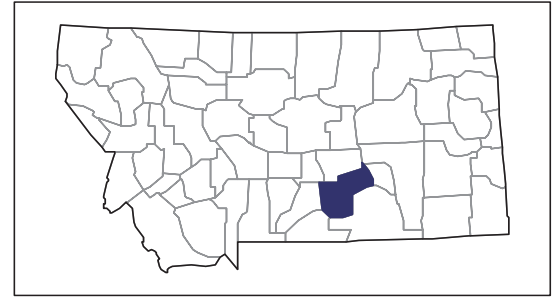
Data are not available at this geographic level for farms with Spanish, Hispanic, or Latino operators.



United States Department of Agriculture
National Agricultural Statistics Service

www.agcensus.usda.gov

2007 CENSUS OF AGRICULTURE



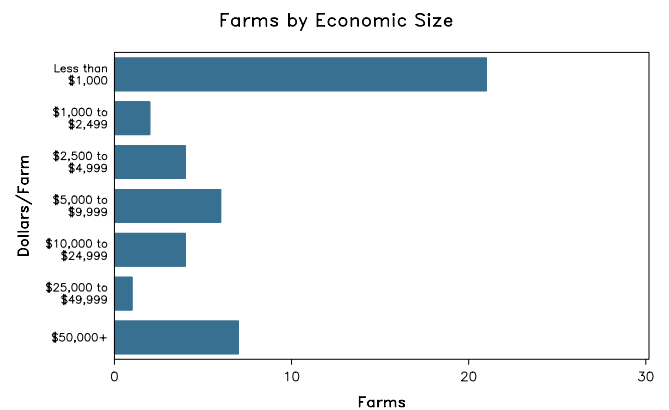
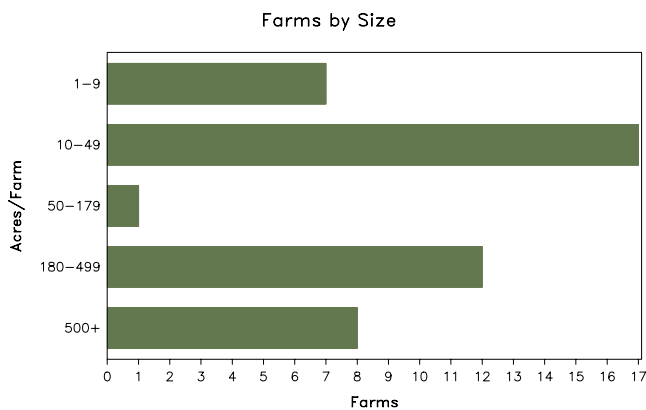
Yellowstone County – Montana

Farms with American Indian or Alaska Native Operators Compared with All Farms

	American Indian or Alaska Native Operators ²	All Farms
Number of Farm Operators ¹	54	2,186
Number of Farms	45	1,407
Land in Farms	227,431 acres	1,615,769 acres
Average Size of Farm	5,054 acres	1,148 acres
Market Value of Products Sold	\$1,844,000	\$164,647,000
Crop Sales	\$802,000	\$40,775,000
Livestock Sales	\$1,042,000	\$123,871,000
Average Per Farm	\$40,981	\$117,020
Government Payments	\$53,000	\$4,109,000
Average Per Farm Receiving Payments	\$4,780	\$9,091

See footnotes on reverse page.

Farms with American Indian or Alaska Native Operators



2007 CENSUS OF AGRICULTURE

Yellowstone County – Montana Farms with American Indian or Alaska Native Operators

Selected Highlights

Item	Farms	Quantity
MARKET VALUE OF AGRICULTURAL PRODUCTS SOLD (\$1,000)		
Total value of agricultural products sold	45	1,844
Value of crops including nursery and greenhouse	14	802
Value of livestock, poultry, and their products	27	1,042
VALUE OF SALES BY COMMODITY GROUP (\$1,000)		
Grains, oilseeds, dry beans, and dry peas	7	549
Tobacco	-	-
Cotton and cottonseed	-	-
Vegetables, melons, potatoes and sweet potatoes	1	(D)
Fruits, tree nuts, and berries	-	-
Nursery, greenhouse, floriculture, and sod	-	-
Cut Christmas trees and short rotation woody crops	-	-
Other crops and hay	8	(D)
Poultry and eggs	5	11
Cattle and calves	15	686
Milk and other dairy products from cows	2	(D)
Hogs and pigs	2	(D)
Sheep, goats, and their products	9	7
Horses, ponies, mules, burros, and donkeys	3	40
Aquaculture	-	-
Other animals and other animal products	-	-
TOP CROP ITEMS (acres)		
Wheat for grain, all	3	(D)
Forage - land used for all hay and haylage, grass silage, and greenchop	21	1,195
Corn for grain	3	201
Barley for grain	3	127
Corn for silage or greenchop	2	(D)
TOP LIVESTOCK INVENTORY ITEMS (number)		
Cattle and calves	14	1,834
Layers	5	519
Horses and ponies	27	183
Sheep and lambs	7	73
Hogs and pigs	2	(D)

Operator Characteristics

Item	Quantity
Primary occupation:	
Farming	20
Other	34
Days worked off farm:	
None	11
Any	43
Years on present farm:	
2 years or less	-
3 to 4 years	11
5 to 9 years	7
10 years or more	36
Age group:	
Under 45 years	10
45 to 64 years	41
65 years and over	3
Average age (years)	54.6

Economic Characteristics

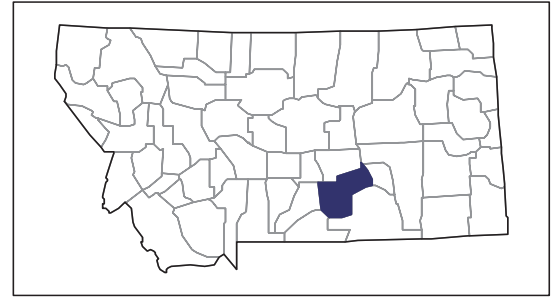
Item	Quantity
Farms by value of sales:	
Less than \$1,000	21
\$1,000 to \$2,499	2
\$2,500 to \$4,999	4
\$5,000 to \$9,999	7
\$10,000 to \$49,999	4
\$50,000 to \$99,999	1
\$100,000 to \$249,999	4
\$250,000 to \$499,999	2
\$500,000 or more	-
Total farm production expenses (\$1,000)	1,638
Average per farm (\$)	36,395
Net cash farm income of operation (\$1,000)	833
Average per farm (\$)	18,511
Value of agricultural products sold directly to individuals for human consumption (\$1,000)	2
Total organic product sales (\$1,000)	-
Total income from farm-related sources, gross before taxes and expenses (\$1,000)	574

See "Census of Agriculture, Volume 1, Geographic Area Series" for complete footnotes, explanations, definitions, and methodology.

(D) Cannot be disclosed. (Z) Less than half of the unit shown.

¹ Data were collected for a maximum of three operators per farm. ² Operators reporting selected race alone or in combination with other races.

2007 CENSUS *OF* AGRICULTURE



Yellowstone County – Montana

Farms with Asian Operators Compared with All Farms

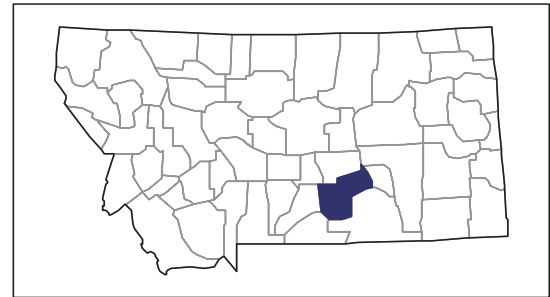
Data are not available at this geographic level for farms with Asian operators.



United States Department of Agriculture
National Agricultural Statistics Service

www.agcensus.usda.gov

2007 CENSUS OF AGRICULTURE



Yellowstone County – Montana

Farms with Black or African American Operators Compared with All Farms

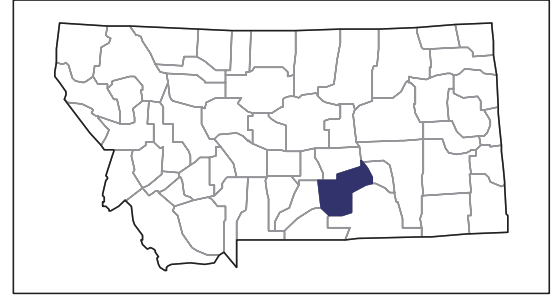
Data are not available at this geographic level for farms with Black or African American operators.



United States Department of Agriculture
National Agricultural Statistics Service

www.agcensus.usda.gov

2007 CENSUS *OF* AGRICULTURE



Yellowstone County – Montana

Farms with Native Hawaiian or Other Pacific Islander Operators Compared with All Farms

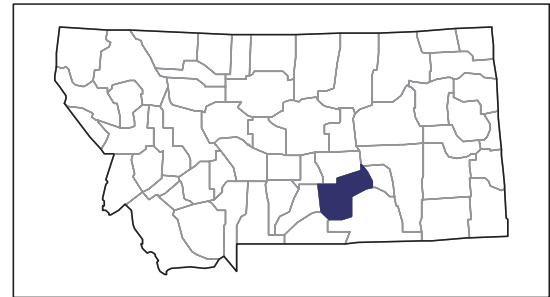
Data are not available at this geographic level for farms with Native Hawaiian or Other Pacific Islander operators.



United States Department of Agriculture
National Agricultural Statistics Service

www.agcensus.usda.gov

2007 CENSUS OF AGRICULTURE



Yellowstone County – Montana

Farms with White Operators Compared with All Farms

Data are not available at this geographic level for farms with White operators.



United States Department of Agriculture
National Agricultural Statistics Service

www.agcensus.usda.gov

