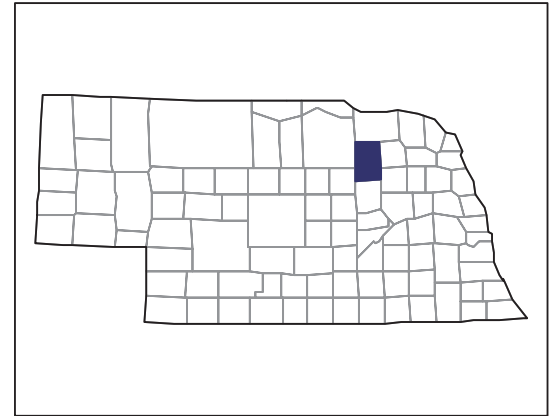


2007 CENSUS OF AGRICULTURE



Antelope County – Nebraska

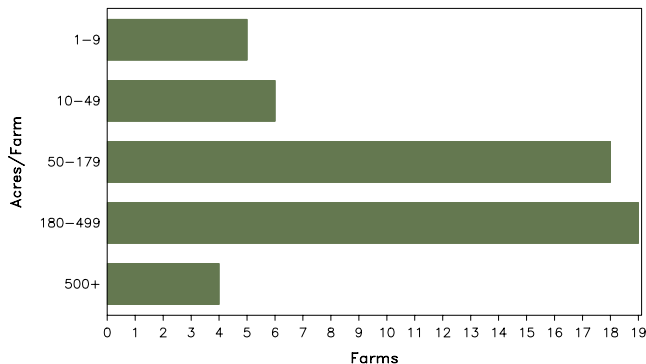
Farms with Women Principal Operators Compared with All Farms

	Women Principal Operators	All Farms
Number of Farms	52	716
Land in Farms	12,560 acres	516,521 acres
Average Size of Farm	242 acres	721 acres
Market Value of Products Sold	\$2,614,000	\$339,833,000
Crop Sales	(D)	\$147,408,000
Livestock Sales	(D)	\$192,425,000
Average Per Farm	\$50,264	\$474,627
Government Payments	\$237,000	\$6,560,000
Average Per Farm Receiving Payments	\$5,774	\$11,488

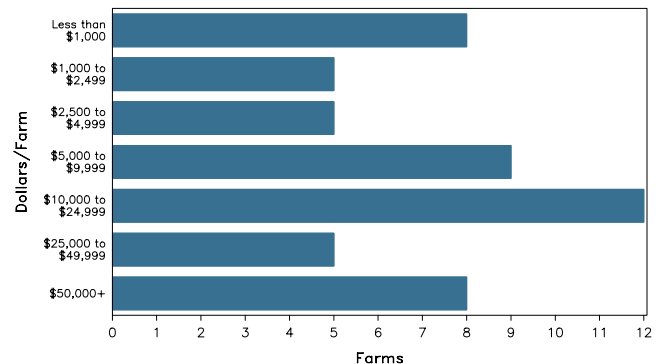
See footnotes on reverse page.

Farms with Women Principal Operators

Farms by Size



Farms by Economic Size



2007 CENSUS OF AGRICULTURE

Antelope County – Nebraska Farms with Women Principal Operators

Selected Highlights

Item	Farms	Quantity
MARKET VALUE OF AGRICULTURAL PRODUCTS SOLD (\$1,000)		
Total value of agricultural products sold	52	2,614
Value of crops including nursery and greenhouse	22	(D)
Value of livestock, poultry, and their products	16	(D)
VALUE OF SALES BY COMMODITY GROUP (\$1,000)		
Grains, oilseeds, dry beans, and dry peas	15	2,165
Tobacco	-	-
Cotton and cottonseed	-	-
Vegetables, melons, potatoes and sweet potatoes	2	(D)
Fruits, tree nuts, and berries	-	-
Nursery, greenhouse, floriculture, and sod	1	(D)
Cut Christmas trees and short rotation woody crops	-	-
Other crops and hay	11	60
Poultry and eggs	-	-
Cattle and calves	13	(D)
Milk and other dairy products from cows	1	(D)
Hogs and pigs	-	-
Sheep, goats, and their products	3	(D)
Horses, ponies, mules, burros, and donkeys	-	-
Aquaculture	-	-
Other animals and other animal products	1	(D)
TOP CROP ITEMS (acres)		
Corn for grain	9	3,435
Soybeans for beans	9	1,420
Forage - land used for all hay and haylage, grass silage, and greenchop	14	929
Wheat for grain, all	1	(D)
Rye for grain	5	(D)
TOP LIVESTOCK INVENTORY ITEMS (number)		
Cattle and calves	12	496
Broilers and other meat-type chickens	1	(D)
Sheep and lambs	3	59
Colonies of bees	1	(D)
Horses and ponies	4	8

Operator Characteristics

Item	Quantity
Primary occupation:	
Farming	17
Other	35
Days worked off farm:	
None	22
Any	30
Years on present farm:	
2 years or less	-
3 to 4 years	6
5 to 9 years	9
10 years or more	37
Age group:	
Under 45 years	1
45 to 64 years	14
65 years and over	37
Average age of principal operator (years)	71.3

Economic Characteristics

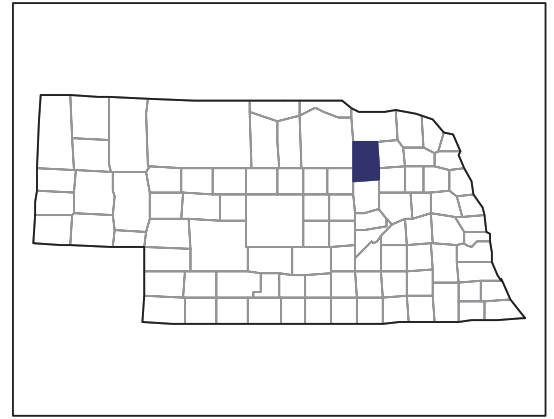
Item	Quantity
Farms by value of sales:	
Less than \$1,000	26
\$1,000 to \$2,499	1
\$2,500 to \$4,999	5
\$5,000 to \$9,999	3
\$10,000 to \$49,999	9
\$50,000 to \$99,999	3
\$100,000 to \$249,999	2
\$250,000 to \$499,999	2
\$500,000 or more	1
Total farm production expenses (\$1,000)	2,443
Average per farm (\$)	46,973
Net cash farm income of operation (\$1,000)	626
Average per farm (\$)	12,042
Value of agricultural products sold directly to individuals for human consumption (\$1,000)	(D)
Total organic product sales (\$1,000)	-
Total income from farm-related sources, gross before taxes and expenses (\$1,000)	218

See "Census of Agriculture, Volume 1, Geographic Area Series" for complete footnotes, explanations, definitions, and methodology.
(D) Cannot be disclosed. (Z) Less than half of the unit shown.

2007 CENSUS OF AGRICULTURE

Antelope County – Nebraska

Farms with Spanish, Hispanic, or Latino Operators Compared with All Farms



Data are not available at this geographic level for farms with Spanish, Hispanic, or Latino operators.



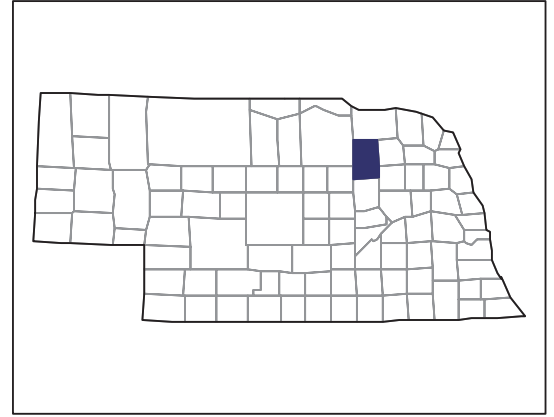
United States Department of Agriculture
National Agricultural Statistics Service

www.agcensus.usda.gov

2007 CENSUS OF AGRICULTURE

Antelope County – Nebraska

Farms with American Indian or Alaska Native Operators Compared with All Farms



Data are not available at this geographic level for farms with American Indian or Alaska Native operators.



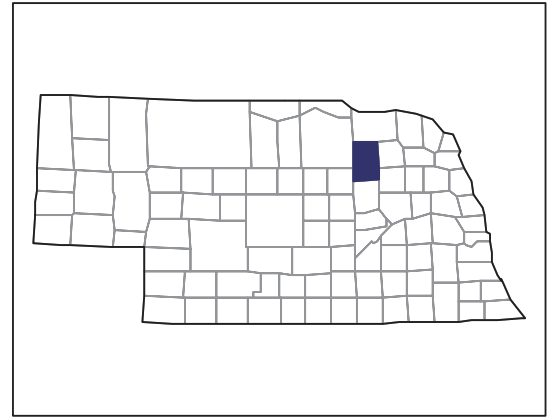
United States Department of Agriculture
National Agricultural Statistics Service

www.agcensus.usda.gov

2007 CENSUS OF AGRICULTURE

Antelope County – Nebraska

Farms with Asian Operators Compared with All Farms



Data are not available at this geographic level for farms with Asian operators.



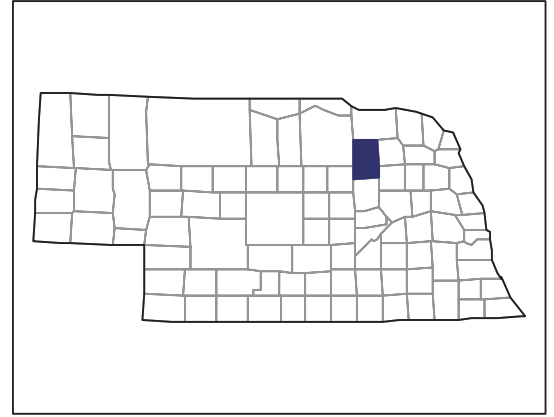
United States Department of Agriculture
National Agricultural Statistics Service

www.agcensus.usda.gov

2007 CENSUS OF AGRICULTURE

Antelope County – Nebraska

Farms with Black or African American Operators Compared with All Farms



Data are not available at this geographic level for farms with Black or African American operators.



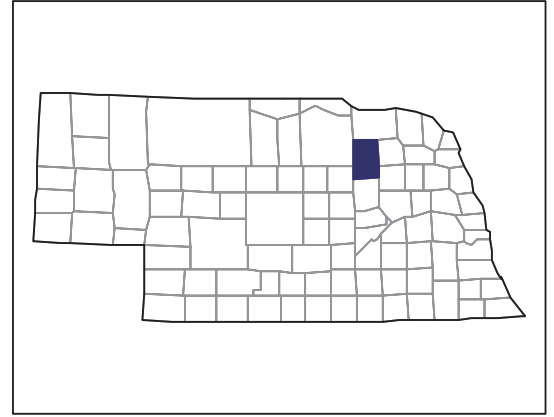
United States Department of Agriculture
National Agricultural Statistics Service

www.agcensus.usda.gov

2007 CENSUS OF AGRICULTURE

Antelope County – Nebraska

Farms with Native Hawaiian or Other Pacific Islander Operators Compared with All Farms



Data are not available at this geographic level for farms with Native Hawaiian or Other Pacific Islander operators.



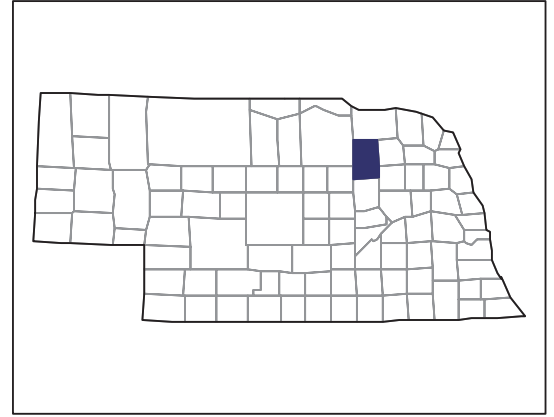
United States Department of Agriculture
National Agricultural Statistics Service

www.agcensus.usda.gov

2007 CENSUS OF AGRICULTURE

Antelope County – Nebraska

Farms with White Operators Compared with All Farms



Data are not available at this geographic level for farms with White operators.



United States Department of Agriculture
National Agricultural Statistics Service

www.agcensus.usda.gov

