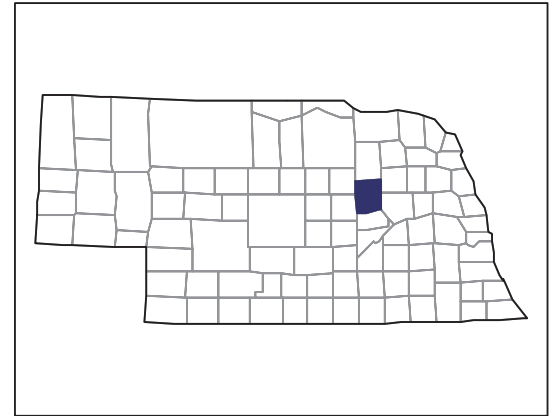


2007 CENSUS OF AGRICULTURE



Boone County – Nebraska

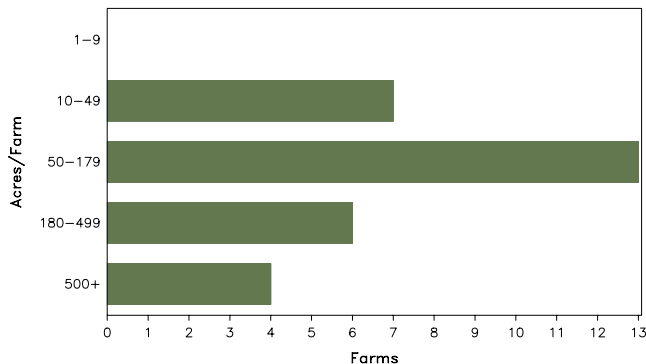
Farms with Women Principal Operators Compared with All Farms

	Women Principal Operators	All Farms
Number of Farms	30	619
Land in Farms	9,240 acres	405,334 acres
Average Size of Farm	308 acres	655 acres
Market Value of Products Sold	\$6,390,000	\$300,213,000
Crop Sales	(D)	\$105,018,000
Livestock Sales	(D)	\$195,196,000
Average Per Farm	\$213,005	\$484,998
Government Payments	\$75,000	\$5,211,000
Average Per Farm Receiving Payments	\$3,006	\$10,002

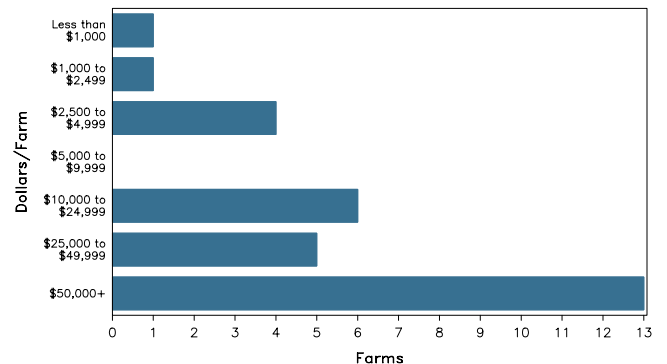
See footnotes on reverse page.

Farms with Women Principal Operators

Farms by Size



Farms by Economic Size



2007 CENSUS OF AGRICULTURE

Boone County – Nebraska Farms with Women Principal Operators

Selected Highlights

Item	Farms	Quantity
MARKET VALUE OF AGRICULTURAL PRODUCTS SOLD (\$1,000)		
Total value of agricultural products sold	30	6,390
Value of crops including nursery and greenhouse	22	(D)
Value of livestock, poultry, and their products	19	(D)
VALUE OF SALES BY COMMODITY GROUP (\$1,000)		
Grains, oilseeds, dry beans, and dry peas	19	(D)
Tobacco	-	-
Cotton and cottonseed	-	-
Vegetables, melons, potatoes and sweet potatoes	-	-
Fruits, tree nuts, and berries	-	-
Nursery, greenhouse, floriculture, and sod	-	-
Cut Christmas trees and short rotation woody crops	-	-
Other crops and hay	5	(D)
Poultry and eggs	1	(D)
Cattle and calves	17	1,822
Milk and other dairy products from cows	-	-
Hogs and pigs	3	(D)
Sheep, goats, and their products	-	-
Horses, ponies, mules, burros, and donkeys	-	-
Aquaculture	-	-
Other animals and other animal products	-	-
TOP CROP ITEMS (acres)		
Corn for grain	17	2,300
Forage - land used for all hay and haylage, grass silage, and greenchop	11	688
Soybeans for beans	8	364
Wheat for grain, all	3	65
Oats for grain	1	(D)
TOP LIVESTOCK INVENTORY ITEMS (number)		
Hogs and pigs	3	8,751
Cattle and calves	15	1,636
Layers	1	(D)
Horses and ponies	1	(D)

Operator Characteristics

Item	Quantity
Primary occupation:	
Farming	12
Other	18
Days worked off farm:	
None	10
Any	20
Years on present farm:	
2 years or less	2
3 to 4 years	3
5 to 9 years	1
10 years or more	24
Age group:	
Under 45 years	3
45 to 64 years	11
65 years and over	16
Average age of principal operator (years)	65.1

Economic Characteristics

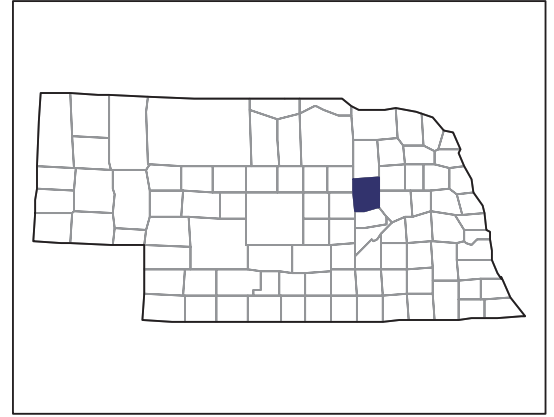
Item	Quantity
Farms by value of sales:	
Less than \$1,000	4
\$1,000 to \$2,499	-
\$2,500 to \$4,999	2
\$5,000 to \$9,999	-
\$10,000 to \$49,999	11
\$50,000 to \$99,999	4
\$100,000 to \$249,999	5
\$250,000 to \$499,999	1
\$500,000 or more	3
Total farm production expenses (\$1,000)	4,808
Average per farm (\$)	160,281
Net cash farm income of operation (\$1,000)	1,875
Average per farm (\$)	62,504
Value of agricultural products sold directly to individuals for human consumption (\$1,000)	-
Total organic product sales (\$1,000)	-
Total income from farm-related sources, gross before taxes and expenses (\$1,000)	218

See "Census of Agriculture, Volume 1, Geographic Area Series" for complete footnotes, explanations, definitions, and methodology.
(D) Cannot be disclosed. (Z) Less than half of the unit shown.

2007 CENSUS OF AGRICULTURE

Boone County – Nebraska

Farms with Spanish, Hispanic, or Latino Operators Compared with All Farms



Data are not available at this geographic level for farms with Spanish, Hispanic, or Latino operators.



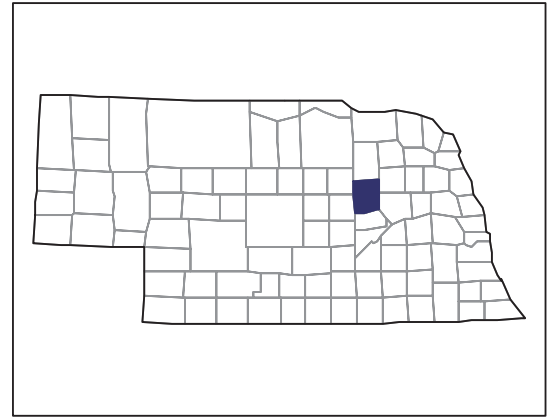
United States Department of Agriculture
National Agricultural Statistics Service

www.agcensus.usda.gov

2007 CENSUS OF AGRICULTURE

Boone County – Nebraska

Farms with American Indian or Alaska Native Operators Compared with All Farms



Data are not available at this geographic level for farms with American Indian or Alaska Native operators.



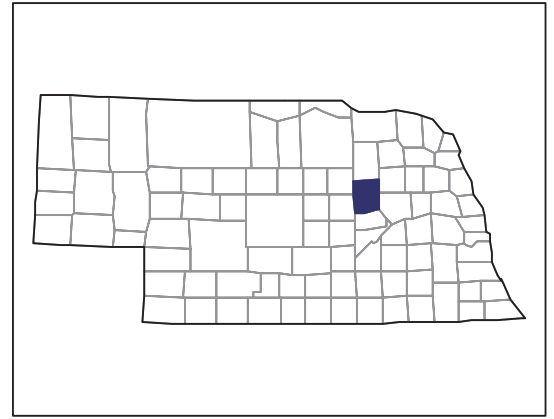
United States Department of Agriculture
National Agricultural Statistics Service

www.agcensus.usda.gov

2007 CENSUS OF AGRICULTURE

Boone County – Nebraska

**Farms with Asian Operators
Compared with All Farms**



Data are not available at this geographic level for farms with Asian operators.



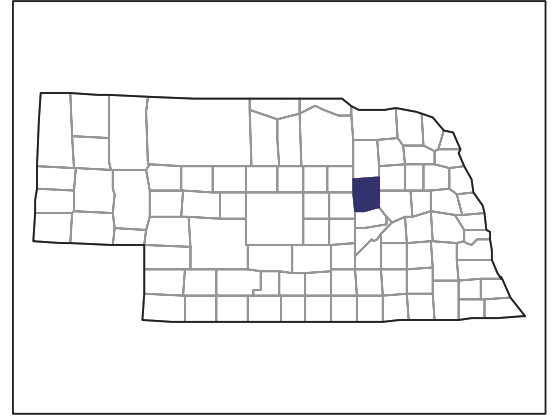
United States Department of Agriculture
National Agricultural Statistics Service

www.agcensus.usda.gov

2007 CENSUS OF AGRICULTURE

Boone County – Nebraska

Farms with Black or African American Operators Compared with All Farms



Data are not available at this geographic level for farms with Black or African American operators.



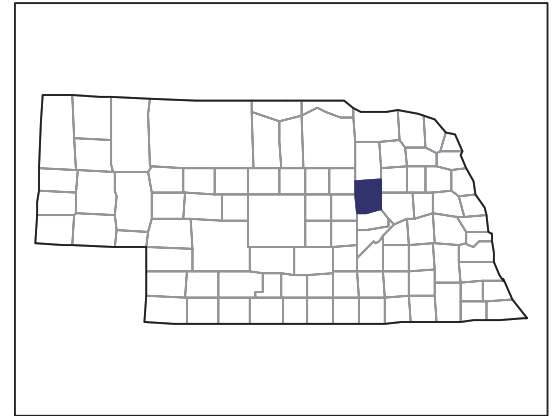
United States Department of Agriculture
National Agricultural Statistics Service

www.agcensus.usda.gov

2007 CENSUS OF AGRICULTURE

Boone County – Nebraska

Farms with Native Hawaiian or Other Pacific Islander Operators Compared with All Farms



Data are not available at this geographic level for farms with Native Hawaiian or Other Pacific Islander operators.



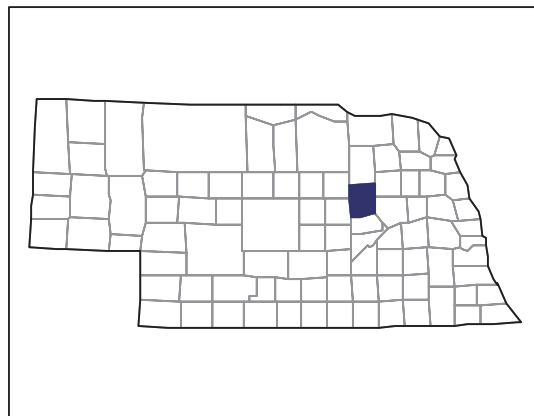
United States Department of Agriculture
National Agricultural Statistics Service

www.agcensus.usda.gov

2007 CENSUS OF AGRICULTURE

Boone County – Nebraska

Farms with White Operators Compared with All Farms



Data are not available at this geographic level for farms with White operators.



United States Department of Agriculture
National Agricultural Statistics Service

www.agcensus.usda.gov

