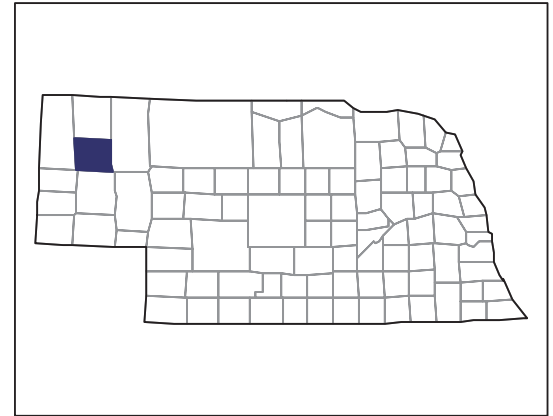


# 2007 CENSUS OF AGRICULTURE



## Box Butte County – Nebraska

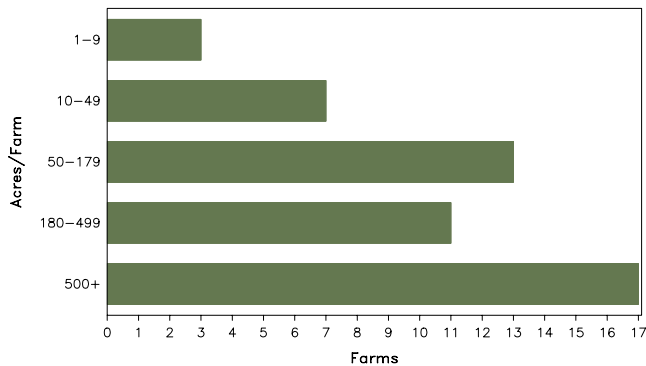
### Farms with Women Principal Operators Compared with All Farms

	Women Principal Operators	All Farms
<b>Number of Farms</b>	51	466
<b>Land in Farms</b>	26,538 acres	670,815 acres
<b>Average Size of Farm</b>	520 acres	1,440 acres
<b>Market Value of Products Sold</b>	\$3,905,000	\$188,788,000
Crop Sales	\$3,367,000	\$96,369,000
Livestock Sales	\$538,000	\$92,419,000
Average Per Farm	\$76,567	\$405,125
<b>Government Payments</b>	\$342,000	\$4,575,000
Average Per Farm Receiving Payments	\$9,009	\$12,997

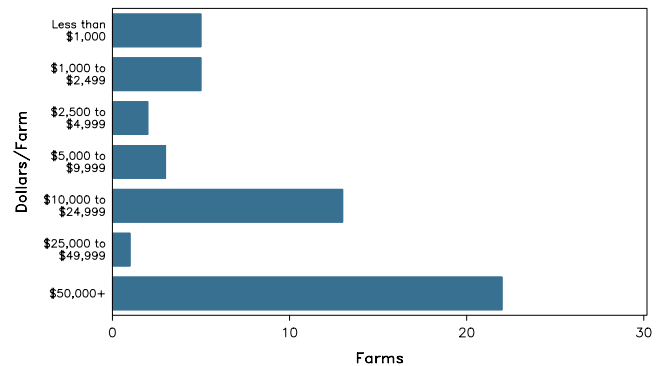
See footnotes on reverse page.

### Farms with Women Principal Operators

Farms by Size



Farms by Economic Size



# 2007 CENSUS OF AGRICULTURE

## Box Butte County – Nebraska Farms with Women Principal Operators

### Selected Highlights

Item	Farms	Quantity
<b>MARKET VALUE OF AGRICULTURAL PRODUCTS SOLD (\$1,000)</b>		
Total value of agricultural products sold	51	3,905
Value of crops including nursery and greenhouse	21	3,367
Value of livestock, poultry, and their products	16	538
<b>VALUE OF SALES BY COMMODITY GROUP (\$1,000)</b>		
Grains, oilseeds, dry beans, and dry peas	21	2,475
Tobacco	-	-
Cotton and cottonseed	-	-
Vegetables, melons, potatoes and sweet potatoes	-	-
Fruits, tree nuts, and berries	-	-
Nursery, greenhouse, floriculture, and sod	-	-
Cut Christmas trees and short rotation woody crops	-	-
Other crops and hay	7	892
Poultry and eggs	2	(D)
Cattle and calves	14	535
Milk and other dairy products from cows	-	-
Hogs and pigs	-	-
Sheep, goats, and their products	-	-
Horses, ponies, mules, burros, and donkeys	3	(D)
Aquaculture	-	-
Other animals and other animal products	-	-
<b>TOP CROP ITEMS (acres)</b>		
Wheat for grain, all	20	5,678
Corn for grain	12	(D)
Dry edible beans, excluding limas	7	878
Sugarbeets for sugar	4	(D)
Forage - land used for all hay and haylage, grass silage, and greenchop	9	570
<b>TOP LIVESTOCK INVENTORY ITEMS (number)</b>		
Cattle and calves	14	1,178
Horses and ponies	14	71
Emus	1	(D)

### Operator Characteristics

Item	Quantity
Primary occupation:	
Farming	25
Other	26
Days worked off farm:	
None	25
Any	26
Years on present farm:	
2 years or less	-
3 to 4 years	3
5 to 9 years	7
10 years or more	41
Age group:	
Under 45 years	11
45 to 64 years	21
65 years and over	19
Average age of principal operator (years)	57.8

### Economic Characteristics

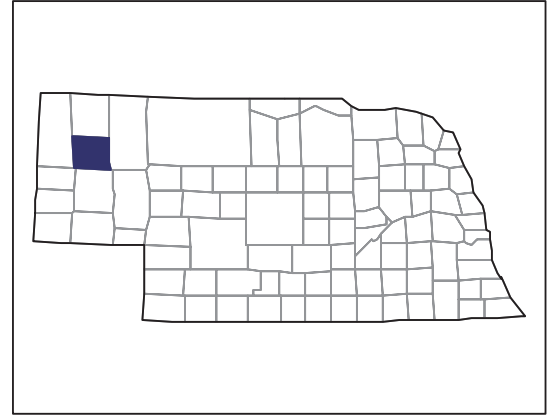
Item	Quantity
Farms by value of sales:	
Less than \$1,000	19
\$1,000 to \$2,499	3
\$2,500 to \$4,999	1
\$5,000 to \$9,999	1
\$10,000 to \$49,999	6
\$50,000 to \$99,999	9
\$100,000 to \$249,999	8
\$250,000 to \$499,999	3
\$500,000 or more	1
Total farm production expenses (\$1,000)	3,202
Average per farm (\$)	62,784
Net cash farm income of operation (\$1,000)	1,343
Average per farm (\$)	26,329
Value of agricultural products sold directly to individuals for human consumption (\$1,000)	(D)
Total organic product sales (\$1,000)	-
Total income from farm-related sources, gross before taxes and expenses (\$1,000)	298

See "Census of Agriculture, Volume 1, Geographic Area Series" for complete footnotes, explanations, definitions, and methodology.  
(D) Cannot be disclosed. (Z) Less than half of the unit shown.

# 2007 CENSUS OF AGRICULTURE

## Box Butte County – Nebraska

### Farms with Spanish, Hispanic, or Latino Operators Compared with All Farms



Data are not available at this geographic level for farms with Spanish, Hispanic, or Latino operators.



United States Department of Agriculture  
National Agricultural Statistics Service

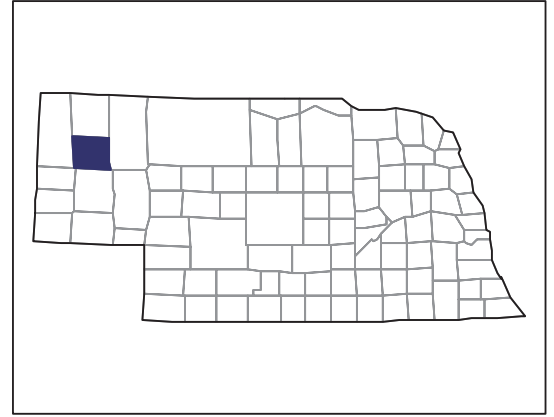
[www.agcensus.usda.gov](http://www.agcensus.usda.gov)



# 2007 CENSUS OF AGRICULTURE

## Box Butte County – Nebraska

### Farms with American Indian or Alaska Native Operators Compared with All Farms



Data are not available at this geographic level for farms with American Indian or Alaska Native operators.



United States Department of Agriculture  
National Agricultural Statistics Service

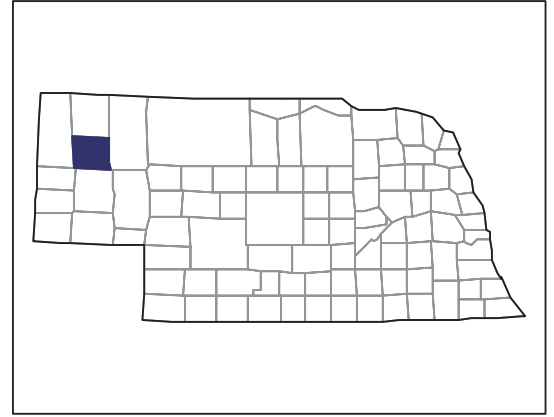
[www.agcensus.usda.gov](http://www.agcensus.usda.gov)



# 2007 CENSUS OF AGRICULTURE

## Box Butte County – Nebraska

### Farms with Asian Operators Compared with All Farms



Data are not available at this geographic level for farms with Asian operators.



United States Department of Agriculture  
National Agricultural Statistics Service

[www.agcensus.usda.gov](http://www.agcensus.usda.gov)

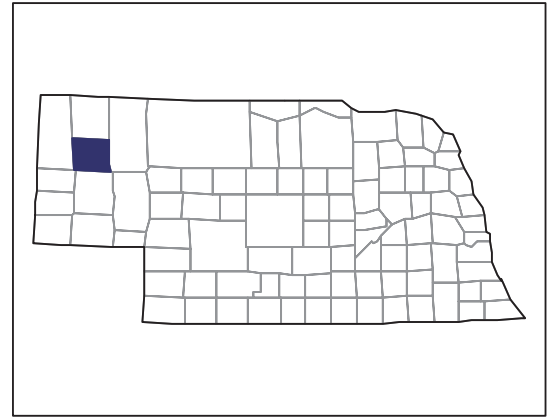




# 2007 CENSUS OF AGRICULTURE

## Box Butte County – Nebraska

### Farms with Black or African American Operators Compared with All Farms



Data are not available at this geographic level for farms with Black or African American operators.



United States Department of Agriculture  
National Agricultural Statistics Service

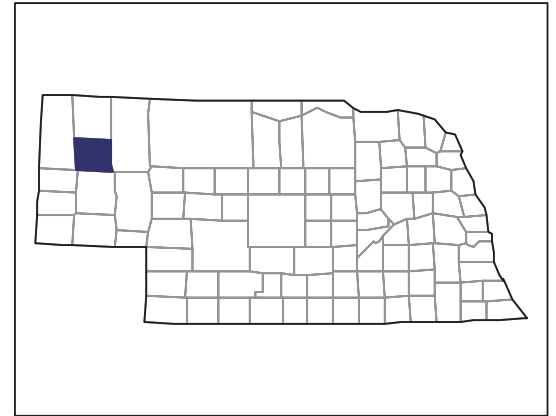
[www.agcensus.usda.gov](http://www.agcensus.usda.gov)



# 2007 CENSUS OF AGRICULTURE

## Box Butte County – Nebraska

### Farms with Native Hawaiian or Other Pacific Islander Operators Compared with All Farms



Data are not available at this geographic level for farms with Native Hawaiian or Other Pacific Islander operators.



United States Department of Agriculture  
National Agricultural Statistics Service

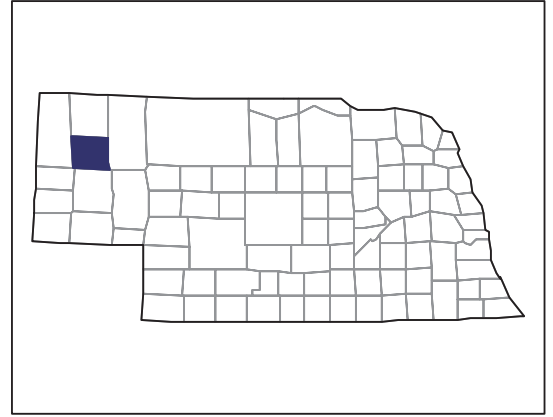
[www.agcensus.usda.gov](http://www.agcensus.usda.gov)



# 2007 CENSUS *OF* AGRICULTURE

## Box Butte County – Nebraska

### Farms with White Operators Compared with All Farms



Data are not available at this geographic level for farms with White operators.



United States Department of Agriculture  
National Agricultural Statistics Service

[www.agcensus.usda.gov](http://www.agcensus.usda.gov)

