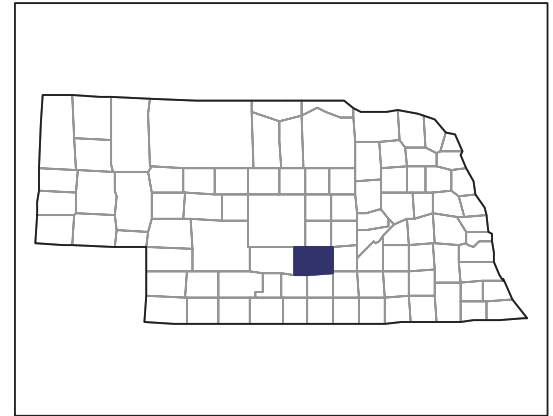


2007 CENSUS OF AGRICULTURE



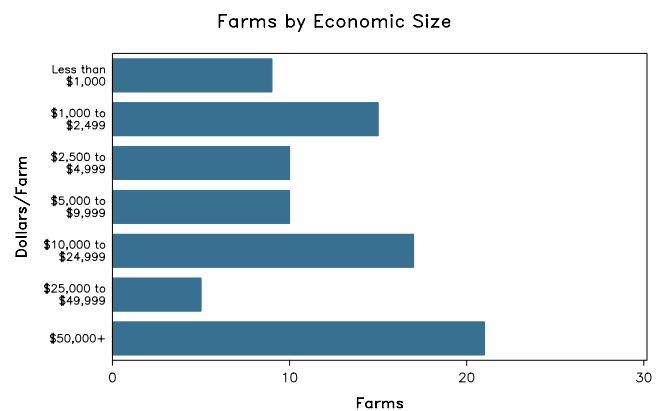
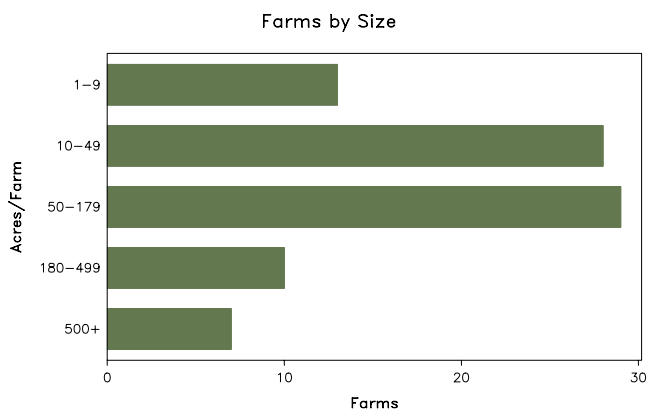
Buffalo County – Nebraska

Farms with Women Principal Operators Compared with All Farms

	Women Principal Operators	All Farms
Number of Farms	87	949
Land in Farms	22,698 acres	612,171 acres
Average Size of Farm	261 acres	645 acres
Market Value of Products Sold	\$17,277,000	\$259,674,000
Crop Sales	(D)	\$150,954,000
Livestock Sales	(D)	\$108,720,000
Average Per Farm	\$198,589	\$273,629
Government Payments	(D)	\$6,979,000
Average Per Farm Receiving Payments	(D)	\$10,957

See footnotes on reverse page.

Farms with Women Principal Operators



2007 CENSUS OF AGRICULTURE

Buffalo County – Nebraska Farms with Women Principal Operators

Selected Highlights

Item	Farms	Quantity
MARKET VALUE OF AGRICULTURAL PRODUCTS SOLD (\$1,000)		
Total value of agricultural products sold	87	17,277
Value of crops including nursery and greenhouse	49	(D)
Value of livestock, poultry, and their products	49	(D)
VALUE OF SALES BY COMMODITY GROUP (\$1,000)		
Grains, oilseeds, dry beans, and dry peas	22	(D)
Tobacco	-	-
Cotton and cottonseed	-	-
Vegetables, melons, potatoes and sweet potatoes	4	18
Fruits, tree nuts, and berries	4	48
Nursery, greenhouse, floriculture, and sod	6	(D)
Cut Christmas trees and short rotation woody crops	-	-
Other crops and hay	15	76
Poultry and eggs	5	(D)
Cattle and calves	38	(D)
Milk and other dairy products from cows	2	(D)
Hogs and pigs	1	(D)
Sheep, goats, and their products	6	(D)
Horses, ponies, mules, burros, and donkeys	3	(D)
Aquaculture	-	-
Other animals and other animal products	-	-
TOP CROP ITEMS (acres)		
Corn for grain	18	4,739
Forage - land used for all hay and haylage, grass silage, and greenchop	31	1,439
Soybeans for beans	4	593
Corn for silage or greenchop	2	(D)
Sorghum for grain	1	(D)
TOP LIVESTOCK INVENTORY ITEMS (number)		
Cattle and calves	39	(D)
Sheep and lambs	4	158
Horses and ponies	24	123
Layers	3	60
Broilers and other meat-type chickens	2	(D)

Operator Characteristics

Item	Quantity
Primary occupation:	
Farming	35
Other	52
Days worked off farm:	
None	41
Any	46
Years on present farm:	
2 years or less	4
3 to 4 years	4
5 to 9 years	9
10 years or more	70
Age group:	
Under 45 years	8
45 to 64 years	47
65 years and over	32
Average age of principal operator (years)	60.3

Economic Characteristics

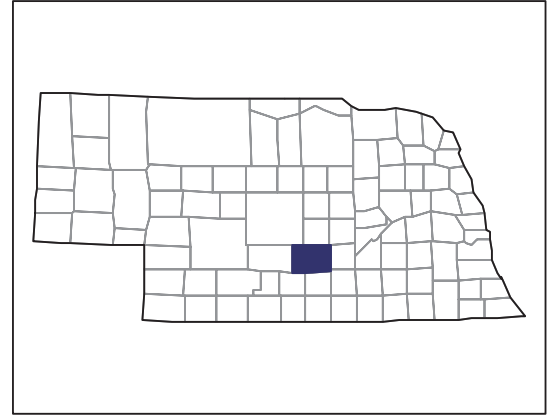
Item	Quantity
Farms by value of sales:	
Less than \$1,000	18
\$1,000 to \$2,499	8
\$2,500 to \$4,999	8
\$5,000 to \$9,999	11
\$10,000 to \$49,999	21
\$50,000 to \$99,999	11
\$100,000 to \$249,999	6
\$250,000 to \$499,999	-
\$500,000 or more	4
Total farm production expenses (\$1,000)	13,239
Average per farm (\$)	152,176
Net cash farm income of operation (\$1,000)	4,660
Average per farm (\$)	53,566
Value of agricultural products sold directly to individuals for human consumption (\$1,000)	11
Total organic product sales (\$1,000)	-
Total income from farm-related sources, gross before taxes and expenses (\$1,000)	(D)

See "Census of Agriculture, Volume 1, Geographic Area Series" for complete footnotes, explanations, definitions, and methodology.
(D) Cannot be disclosed. (Z) Less than half of the unit shown.

2007 CENSUS OF AGRICULTURE

Buffalo County – Nebraska

Farms with Spanish, Hispanic, or Latino Operators Compared with All Farms



Data are not available at this geographic level for farms with Spanish, Hispanic, or Latino operators.



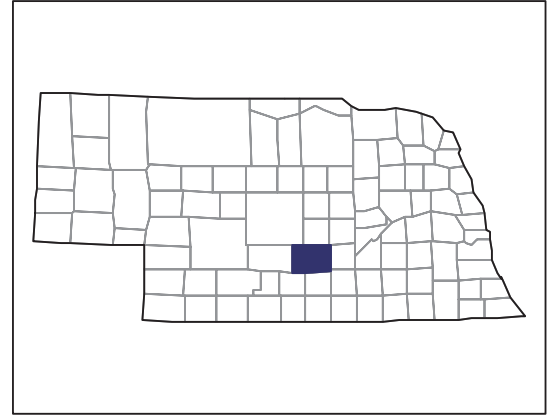
United States Department of Agriculture
National Agricultural Statistics Service

www.agcensus.usda.gov

2007 CENSUS OF AGRICULTURE

Buffalo County – Nebraska

Farms with American Indian or Alaska Native Operators Compared with All Farms



Data are not available at this geographic level for farms with American Indian or Alaska Native operators.



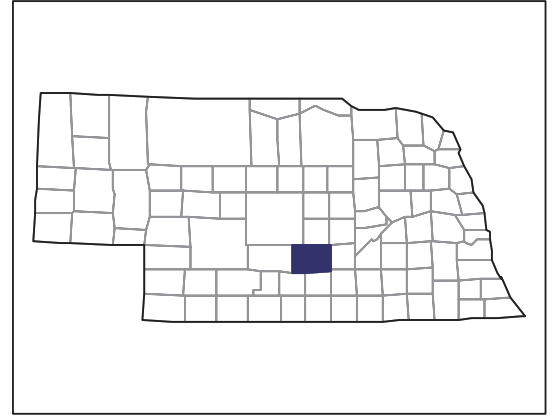
United States Department of Agriculture
National Agricultural Statistics Service

www.agcensus.usda.gov

2007 CENSUS OF AGRICULTURE

Buffalo County – Nebraska

Farms with Asian Operators Compared with All Farms



Data are not available at this geographic level for farms with Asian operators.



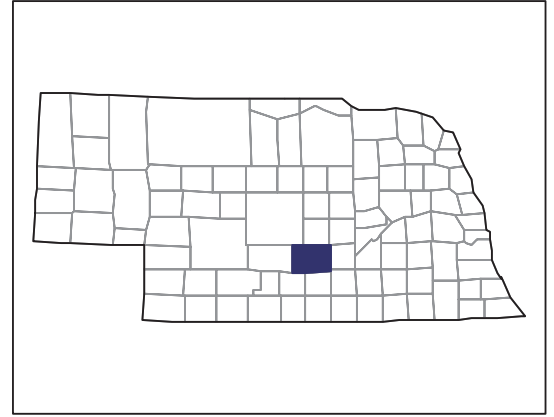
United States Department of Agriculture
National Agricultural Statistics Service

www.agcensus.usda.gov

2007 CENSUS OF AGRICULTURE

Buffalo County – Nebraska

Farms with Black or African American Operators Compared with All Farms



Data are not available at this geographic level for farms with Black or African American operators.



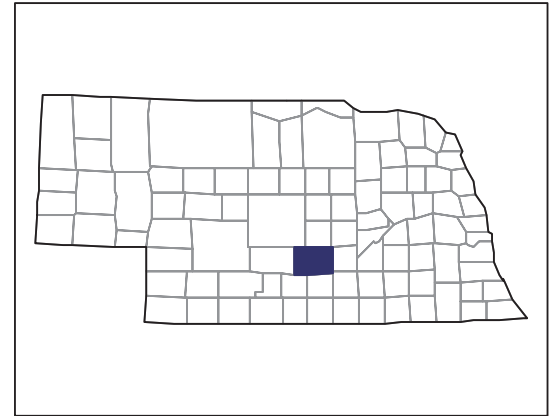
United States Department of Agriculture
National Agricultural Statistics Service

www.agcensus.usda.gov

2007 CENSUS OF AGRICULTURE

Buffalo County – Nebraska

Farms with Native Hawaiian or Other Pacific Islander Operators Compared with All Farms



Data are not available at this geographic level for farms with Native Hawaiian or Other Pacific Islander operators.



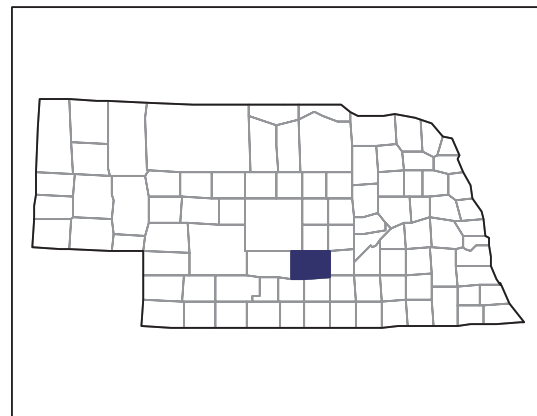
United States Department of Agriculture
National Agricultural Statistics Service

www.agcensus.usda.gov

2007 CENSUS OF AGRICULTURE

Buffalo County – Nebraska

Farms with White Operators Compared with All Farms



Data are not available at this geographic level for farms with White operators.



United States Department of Agriculture
National Agricultural Statistics Service

www.agcensus.usda.gov

