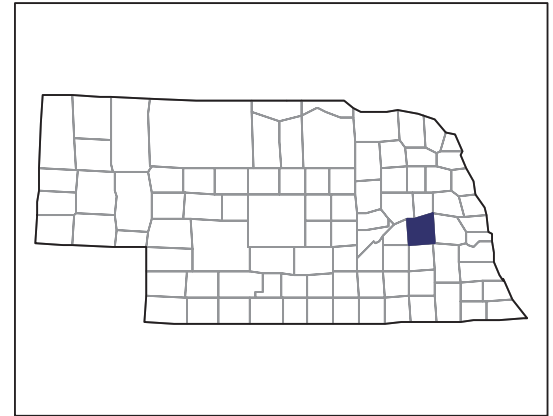


2007 CENSUS OF AGRICULTURE



Butler County – Nebraska

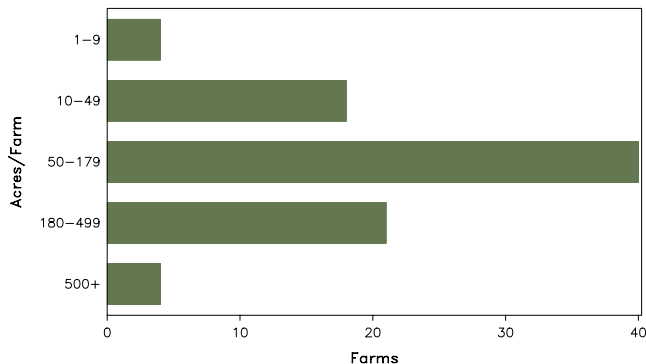
Farms with Women Principal Operators Compared with All Farms

	Women Principal Operators	All Farms
Number of Farms	87	809
Land in Farms	15,328 acres	356,151 acres
Average Size of Farm	176 acres	440 acres
Market Value of Products Sold	\$3,025,000	\$182,574,000
Crop Sales	\$2,514,000	\$121,187,000
Livestock Sales	\$511,000	\$61,387,000
Average Per Farm	\$34,773	\$225,679
Government Payments	\$433,000	\$6,797,000
Average Per Farm Receiving Payments	\$6,665	\$9,780

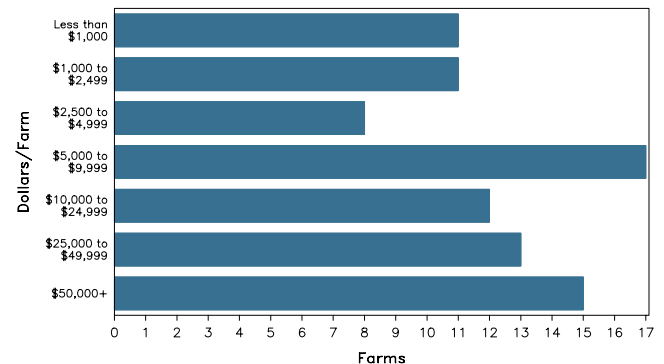
See footnotes on reverse page.

Farms with Women Principal Operators

Farms by Size



Farms by Economic Size



2007 CENSUS OF AGRICULTURE

Butler County – Nebraska Farms with Women Principal Operators

Selected Highlights

Item	Farms	Quantity
MARKET VALUE OF AGRICULTURAL PRODUCTS SOLD (\$1,000)		
Total value of agricultural products sold	87	3,025
Value of crops including nursery and greenhouse	34	2,514
Value of livestock, poultry, and their products	28	511
VALUE OF SALES BY COMMODITY GROUP (\$1,000)		
Grains, oilseeds, dry beans, and dry peas	23	(D)
Tobacco	-	-
Cotton and cottonseed	-	-
Vegetables, melons, potatoes and sweet potatoes	2	(D)
Fruits, tree nuts, and berries	2	(D)
Nursery, greenhouse, floriculture, and sod	-	-
Cut Christmas trees and short rotation woody crops	-	-
Other crops and hay	17	43
Poultry and eggs	1	(D)
Cattle and calves	19	(D)
Milk and other dairy products from cows	-	-
Hogs and pigs	3	41
Sheep, goats, and their products	11	36
Horses, ponies, mules, burros, and donkeys	4	(D)
Aquaculture	-	-
Other animals and other animal products	3	(D)
TOP CROP ITEMS (acres)		
Corn for grain	18	3,212
Soybeans for beans	19	2,609
Forage - land used for all hay and haylage, grass silage, and greenchop	34	1,079
Wheat for grain, all	8	272
Sorghum for grain	1	(D)
TOP LIVESTOCK INVENTORY ITEMS (number)		
Cattle and calves	20	726
Hogs and pigs	2	(D)
Horses and ponies	17	162
Sheep and lambs	8	134
Goats, all	3	108

Operator Characteristics

Item	Quantity
Primary occupation:	
Farming	34
Other	53
Days worked off farm:	
None	37
Any	50
Years on present farm:	
2 years or less	4
3 to 4 years	3
5 to 9 years	8
10 years or more	72
Age group:	
Under 45 years	3
45 to 64 years	45
65 years and over	39
Average age of principal operator (years)	62.9

Economic Characteristics

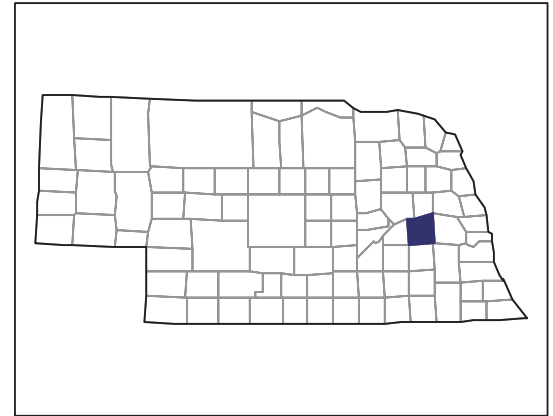
Item	Quantity
Farms by value of sales:	
Less than \$1,000	43
\$1,000 to \$2,499	7
\$2,500 to \$4,999	3
\$5,000 to \$9,999	2
\$10,000 to \$49,999	17
\$50,000 to \$99,999	9
\$100,000 to \$249,999	3
\$250,000 to \$499,999	3
\$500,000 or more	-
Total farm production expenses (\$1,000)	2,187
Average per farm (\$)	25,138
Net cash farm income of operation (\$1,000)	1,536
Average per farm (\$)	17,659
Value of agricultural products sold directly to individuals for human consumption (\$1,000)	1
Total organic product sales (\$1,000)	(D)
Total income from farm-related sources, gross before taxes and expenses (\$1,000)	265

See "Census of Agriculture, Volume 1, Geographic Area Series" for complete footnotes, explanations, definitions, and methodology.
(D) Cannot be disclosed. (Z) Less than half of the unit shown.

2007 CENSUS OF AGRICULTURE

Butler County – Nebraska

Farms with Spanish, Hispanic, or Latino Operators Compared with All Farms



Data are not available at this geographic level for farms with Spanish, Hispanic, or Latino operators.



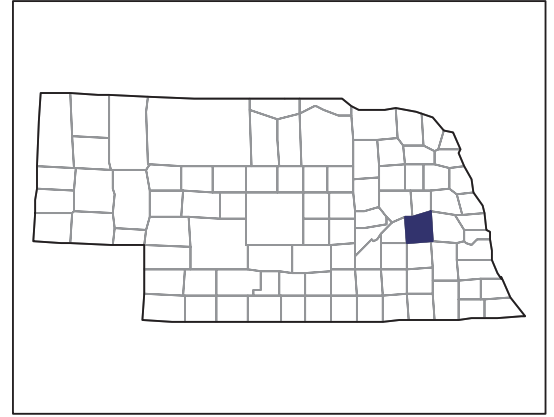
United States Department of Agriculture
National Agricultural Statistics Service

www.agcensus.usda.gov

2007 CENSUS OF AGRICULTURE

Butler County – Nebraska

Farms with American Indian or Alaska Native Operators Compared with All Farms



Data are not available at this geographic level for farms with American Indian or Alaska Native operators.



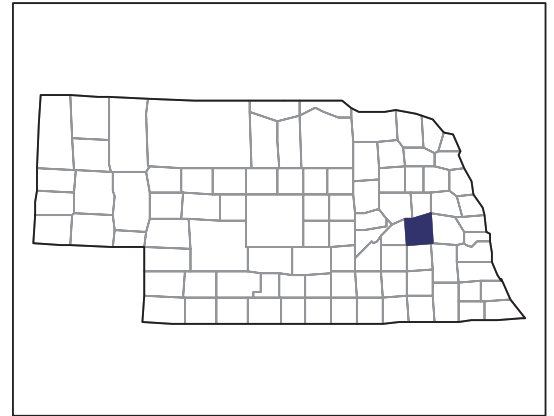
United States Department of Agriculture
National Agricultural Statistics Service

www.agcensus.usda.gov

2007 CENSUS OF AGRICULTURE

Butler County – Nebraska

**Farms with Asian Operators
Compared with All Farms**



Data are not available at this geographic level for farms with Asian operators.



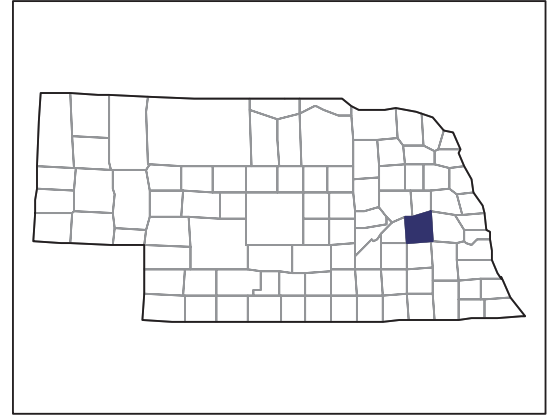
United States Department of Agriculture
National Agricultural Statistics Service

www.agcensus.usda.gov

2007 CENSUS OF AGRICULTURE

Butler County – Nebraska

Farms with Black or African American Operators Compared with All Farms



Data are not available at this geographic level for farms with Black or African American operators.



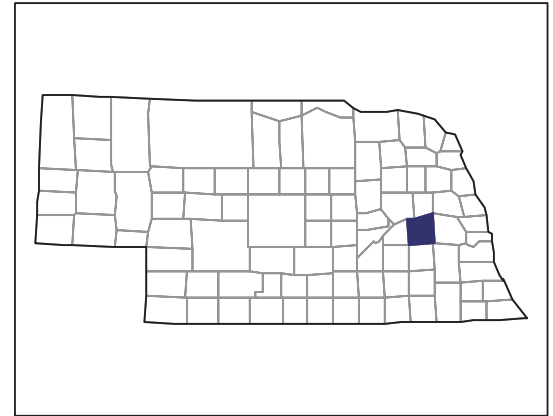
United States Department of Agriculture
National Agricultural Statistics Service

www.agcensus.usda.gov

2007 CENSUS OF AGRICULTURE

Butler County – Nebraska

Farms with Native Hawaiian or Other Pacific Islander Operators Compared with All Farms



Data are not available at this geographic level for farms with Native Hawaiian or Other Pacific Islander operators.



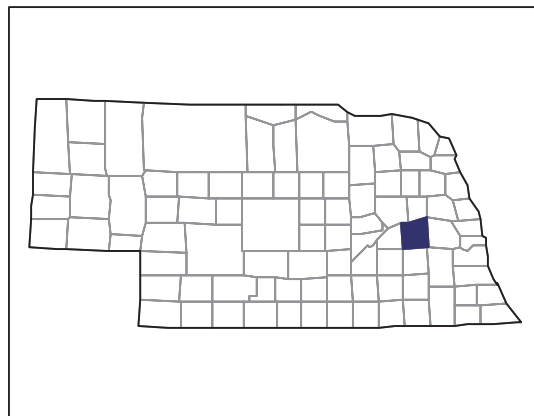
United States Department of Agriculture
National Agricultural Statistics Service

www.agcensus.usda.gov

2007 CENSUS OF AGRICULTURE

Butler County – Nebraska

Farms with White Operators Compared with All Farms



Data are not available at this geographic level for farms with White operators.



United States Department of Agriculture
National Agricultural Statistics Service

www.agcensus.usda.gov

