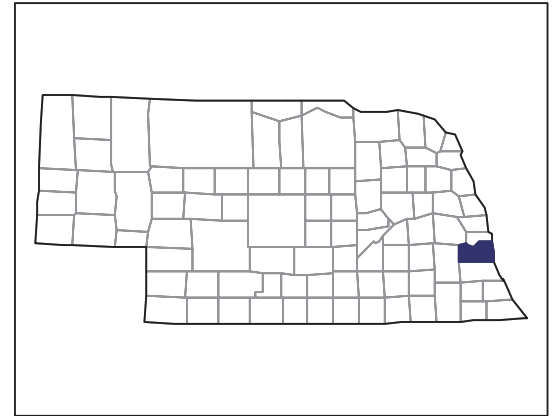


2007 CENSUS OF AGRICULTURE



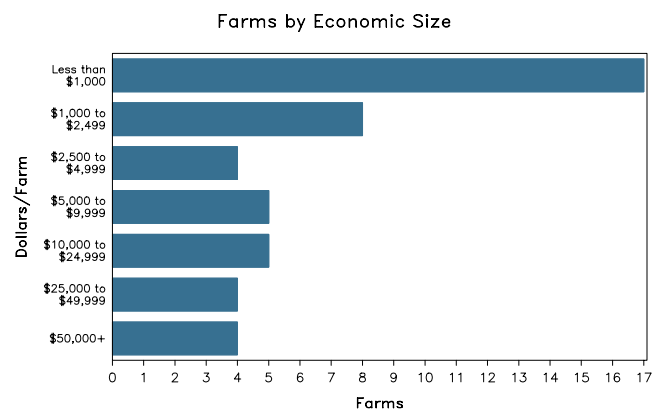
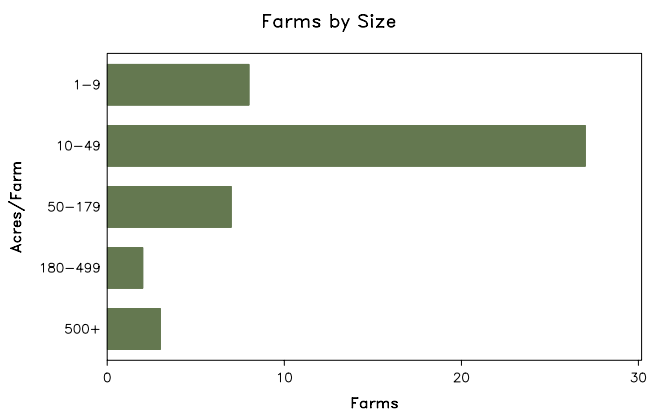
Cass County – Nebraska

Farms with Women Principal Operators Compared with All Farms

	Women Principal Operators	All Farms
Number of Farms	47	682
Land in Farms	5,230 acres	280,920 acres
Average Size of Farm	111 acres	412 acres
Market Value of Products Sold	\$1,293,000	\$98,152,000
Crop Sales	\$1,211,000	\$88,160,000
Livestock Sales	\$83,000	\$9,992,000
Average Per Farm	\$27,519	\$143,918
Government Payments	\$107,000	\$4,008,000
Average Per Farm Receiving Payments	\$6,316	\$8,350

See footnotes on reverse page.

Farms with Women Principal Operators



2007 CENSUS OF AGRICULTURE

Cass County – Nebraska Farms with Women Principal Operators

Selected Highlights

Item	Farms	Quantity
MARKET VALUE OF AGRICULTURAL PRODUCTS SOLD (\$1,000)		
Total value of agricultural products sold	47	1,293
Value of crops including nursery and greenhouse	11	1,211
Value of livestock, poultry, and their products	17	83
VALUE OF SALES BY COMMODITY GROUP (\$1,000)		
Grains, oilseeds, dry beans, and dry peas	9	1,160
Tobacco	-	-
Cotton and cottonseed	-	-
Vegetables, melons, potatoes and sweet potatoes	-	-
Fruits, tree nuts, and berries	1	(D)
Nursery, greenhouse, floriculture, and sod	1	(D)
Cut Christmas trees and short rotation woody crops	-	-
Other crops and hay	2	(D)
Poultry and eggs	6	5
Cattle and calves	10	70
Milk and other dairy products from cows	-	-
Hogs and pigs	-	-
Sheep, goats, and their products	3	3
Horses, ponies, mules, burros, and donkeys	-	-
Aquaculture	-	-
Other animals and other animal products	3	4
TOP CROP ITEMS (acres)		
Corn for grain	6	1,666
Soybeans for beans	5	1,656
Forage - land used for all hay and haylage, grass silage, and greenchop	12	191
Wheat for grain, all	1	(D)
Oats for grain	1	(D)
TOP LIVESTOCK INVENTORY ITEMS (number)		
Layers	8	153
Horses and ponies	24	143
Cattle and calves	12	122
Sheep and lambs	1	(D)
Mules, burros, and donkeys	4	12

Operator Characteristics

Item	Quantity
Primary occupation:	
Farming	14
Other	33
Days worked off farm:	
None	12
Any	35
Years on present farm:	
2 years or less	-
3 to 4 years	4
5 to 9 years	6
10 years or more	37
Age group:	
Under 45 years	8
45 to 64 years	28
65 years and over	11
Average age of principal operator (years)	58.9

Economic Characteristics

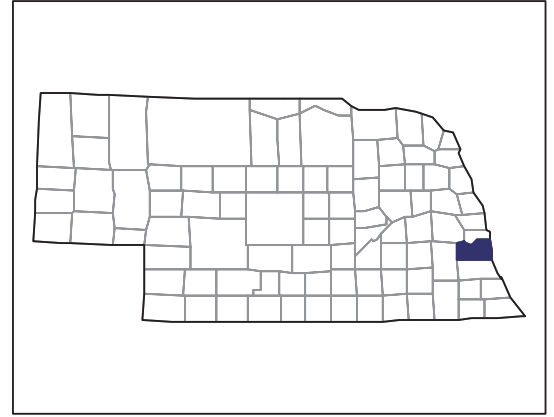
Item	Quantity
Farms by value of sales:	
Less than \$1,000	25
\$1,000 to \$2,499	7
\$2,500 to \$4,999	1
\$5,000 to \$9,999	5
\$10,000 to \$49,999	5
\$50,000 to \$99,999	1
\$100,000 to \$249,999	1
\$250,000 to \$499,999	2
\$500,000 or more	-
Total farm production expenses (\$1,000)	992
Average per farm (\$)	21,114
Net cash farm income of operation (\$1,000)	537
Average per farm (\$)	11,433
Value of agricultural products sold directly to individuals for human consumption (\$1,000)	-
Total organic product sales (\$1,000)	(D)
Total income from farm-related sources, gross before taxes and expenses (\$1,000)	129

See "Census of Agriculture, Volume 1, Geographic Area Series" for complete footnotes, explanations, definitions, and methodology.
(D) Cannot be disclosed. (Z) Less than half of the unit shown.

2007 CENSUS OF AGRICULTURE

Cass County – Nebraska

Farms with Spanish, Hispanic, or Latino Operators Compared with All Farms



Data are not available at this geographic level for farms with Spanish, Hispanic, or Latino operators.



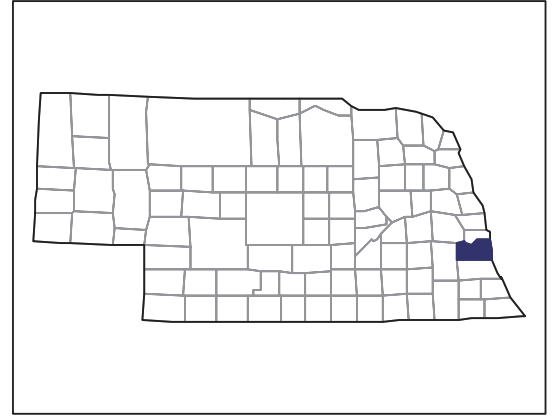
United States Department of Agriculture
National Agricultural Statistics Service

www.agcensus.usda.gov

2007 CENSUS OF AGRICULTURE

Cass County – Nebraska

Farms with American Indian or Alaska Native Operators Compared with All Farms



Data are not available at this geographic level for farms with American Indian or Alaska Native operators.



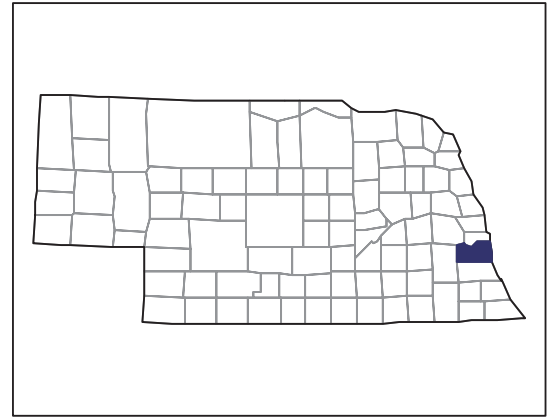
United States Department of Agriculture
National Agricultural Statistics Service

www.agcensus.usda.gov

2007 CENSUS OF AGRICULTURE

Cass County – Nebraska

**Farms with Asian Operators
Compared with All Farms**



Data are not available at this geographic level for farms with Asian operators.



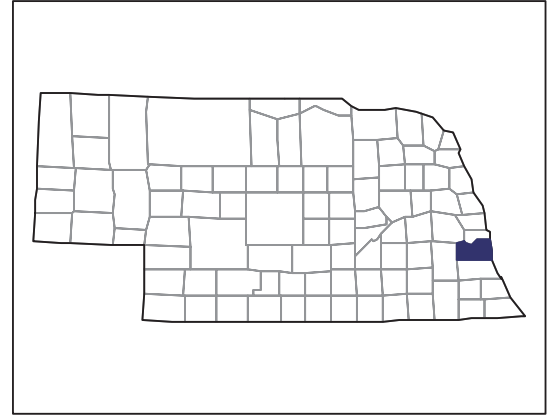
United States Department of Agriculture
National Agricultural Statistics Service

www.agcensus.usda.gov

2007 CENSUS OF AGRICULTURE

Cass County – Nebraska

Farms with Black or African American Operators Compared with All Farms



Data are not available at this geographic level for farms with Black or African American operators.



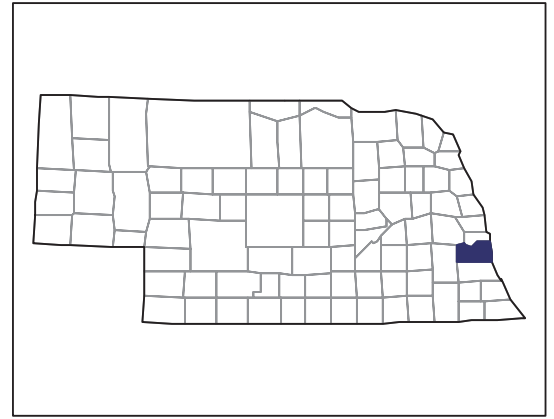
United States Department of Agriculture
National Agricultural Statistics Service

www.agcensus.usda.gov

2007 CENSUS OF AGRICULTURE

Cass County – Nebraska

Farms with Native Hawaiian or Other Pacific Islander Operators Compared with All Farms



Data are not available at this geographic level for farms with Native Hawaiian or Other Pacific Islander operators.



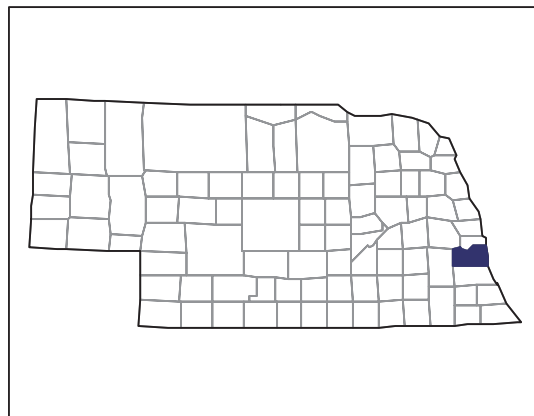
United States Department of Agriculture
National Agricultural Statistics Service

www.agcensus.usda.gov

2007 CENSUS OF AGRICULTURE

Cass County – Nebraska

**Farms with White Operators
Compared with All Farms**



Data are not available at this geographic level for farms with White operators.



United States Department of Agriculture
National Agricultural Statistics Service

www.agcensus.usda.gov

