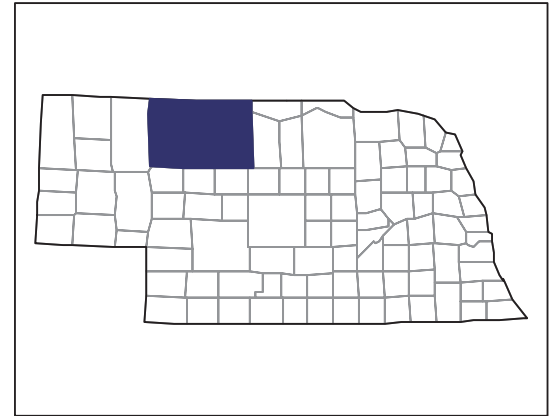


2007 CENSUS OF AGRICULTURE



Cherry County – Nebraska

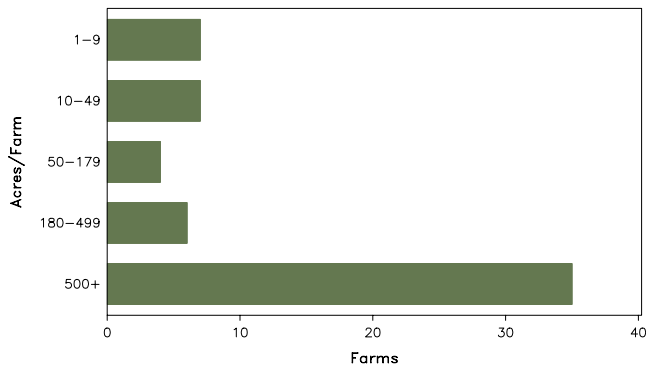
Farms with Women Principal Operators Compared with All Farms

	Women Principal Operators	All Farms
Number of Farms	59	560
Land in Farms	300,668 acres	3,759,629 acres
Average Size of Farm	5,096 acres	6,714 acres
Market Value of Products Sold	\$12,046,000	\$142,496,000
Crop Sales	\$473,000	\$13,908,000
Livestock Sales	\$11,573,000	\$128,588,000
Average Per Farm	\$204,173	\$254,457
Government Payments	\$77,000	\$1,218,000
Average Per Farm Receiving Payments	\$9,648	\$9,742

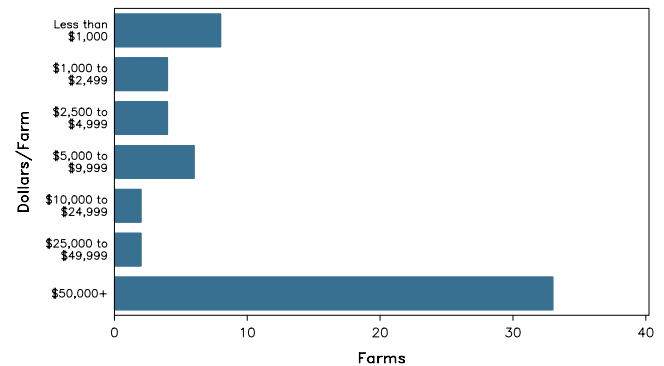
See footnotes on reverse page.

Farms with Women Principal Operators

Farms by Size



Farms by Economic Size



2007 CENSUS OF AGRICULTURE

Cherry County – Nebraska Farms with Women Principal Operators

Selected Highlights

Item	Farms	Quantity
MARKET VALUE OF AGRICULTURAL PRODUCTS SOLD (\$1,000)		
Total value of agricultural products sold	59	12,046
Value of crops including nursery and greenhouse	12	473
Value of livestock, poultry, and their products	42	11,573
VALUE OF SALES BY COMMODITY GROUP (\$1,000)		
Grains, oilseeds, dry beans, and dry peas	2	(D)
Tobacco	-	-
Cotton and cottonseed	-	-
Vegetables, melons, potatoes and sweet potatoes	-	-
Fruits, tree nuts, and berries	1	(D)
Nursery, greenhouse, floriculture, and sod	2	(D)
Cut Christmas trees and short rotation woody crops	-	-
Other crops and hay	7	279
Poultry and eggs	2	(D)
Cattle and calves	40	11,504
Milk and other dairy products from cows	1	(D)
Hogs and pigs	-	-
Sheep, goats, and their products	-	-
Horses, ponies, mules, burros, and donkeys	6	56
Aquaculture	-	-
Other animals and other animal products	1	(D)
TOP CROP ITEMS (acres)		
Forage - land used for all hay and haylage, grass silage, and greenchop	26	21,329
Corn for grain	2	(D)
Corn for silage or greenchop	1	(D)
Oats for grain	1	(D)
Grapes	1	(D)
TOP LIVESTOCK INVENTORY ITEMS (number)		
Cattle and calves	38	22,057
Horses and ponies	27	316
Layers	4	60
Alpacas	1	(D)
Goats, all	5	20

Operator Characteristics

Item	Quantity
Primary occupation:	
Farming	29
Other	30
Days worked off farm:	
None	27
Any	32
Years on present farm:	
2 years or less	1
3 to 4 years	2
5 to 9 years	9
10 years or more	47
Age group:	
Under 45 years	7
45 to 64 years	26
65 years and over	26
Average age of principal operator (years)	62.0

Economic Characteristics

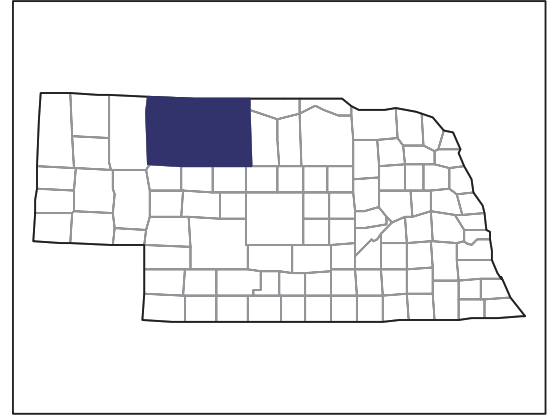
Item	Quantity
Farms by value of sales:	
Less than \$1,000	11
\$1,000 to \$2,499	4
\$2,500 to \$4,999	4
\$5,000 to \$9,999	3
\$10,000 to \$49,999	4
\$50,000 to \$99,999	9
\$100,000 to \$249,999	12
\$250,000 to \$499,999	4
\$500,000 or more	8
Total farm production expenses (\$1,000)	8,398
Average per farm (\$)	142,345
Net cash farm income of operation (\$1,000)	4,879
Average per farm (\$)	82,692
Value of agricultural products sold directly to individuals for human consumption (\$1,000)	-
Total organic product sales (\$1,000)	-
Total income from farm-related sources, gross before taxes and expenses (\$1,000)	1,154

See "Census of Agriculture, Volume 1, Geographic Area Series" for complete footnotes, explanations, definitions, and methodology.
(D) Cannot be disclosed. (Z) Less than half of the unit shown.

2007 CENSUS OF AGRICULTURE

Cherry County – Nebraska

Farms with Spanish, Hispanic, or Latino Operators Compared with All Farms



Data are not available at this geographic level for farms with Spanish, Hispanic, or Latino operators.



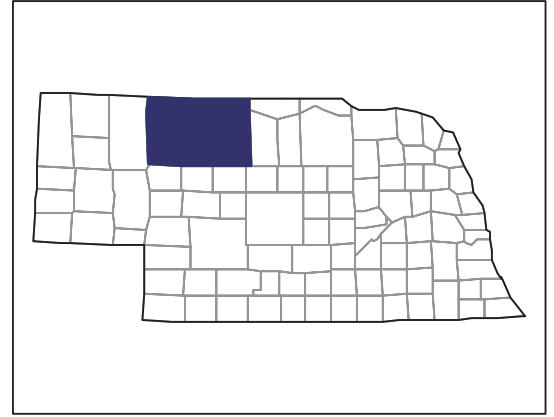
United States Department of Agriculture
National Agricultural Statistics Service

www.agcensus.usda.gov

2007 CENSUS OF AGRICULTURE

Cherry County – Nebraska

Farms with American Indian or Alaska Native Operators Compared with All Farms



Data are not available at this geographic level for farms with American Indian or Alaska Native operators.



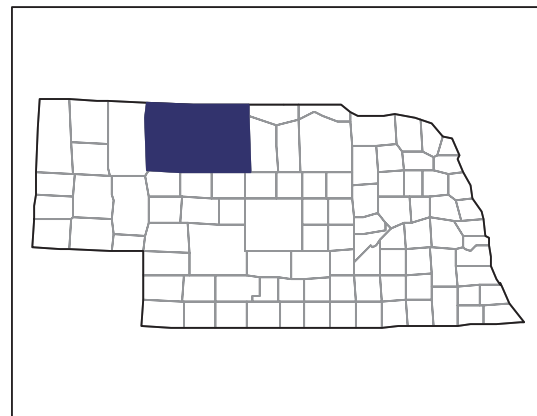
United States Department of Agriculture
National Agricultural Statistics Service

www.agcensus.usda.gov

2007 CENSUS OF AGRICULTURE

Cherry County – Nebraska

Farms with Asian Operators Compared with All Farms



Data are not available at this geographic level for farms with Asian operators.



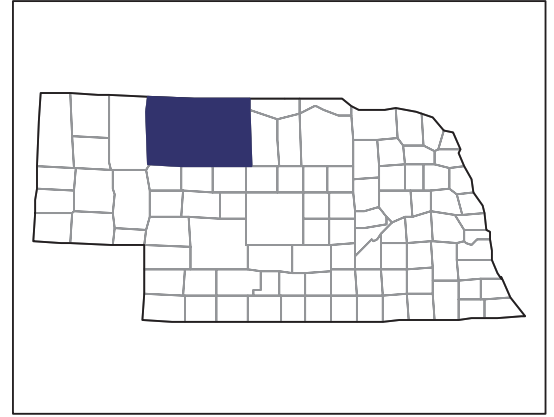
United States Department of Agriculture
National Agricultural Statistics Service

www.agcensus.usda.gov

2007 CENSUS OF AGRICULTURE

Cherry County – Nebraska

Farms with Black or African American Operators Compared with All Farms



Data are not available at this geographic level for farms with Black or African American operators.



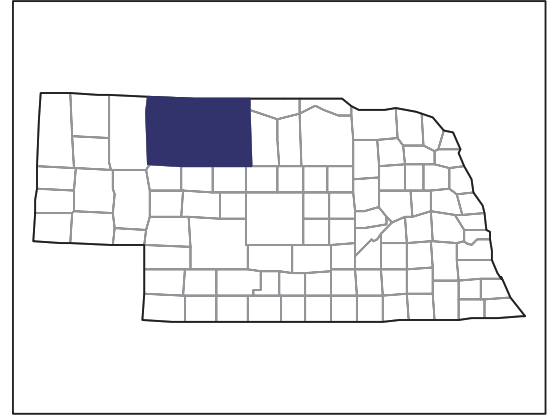
United States Department of Agriculture
National Agricultural Statistics Service

www.agcensus.usda.gov

2007 CENSUS OF AGRICULTURE

Cherry County – Nebraska

Farms with Native Hawaiian or Other Pacific Islander Operators Compared with All Farms



Data are not available at this geographic level for farms with Native Hawaiian or Other Pacific Islander operators.



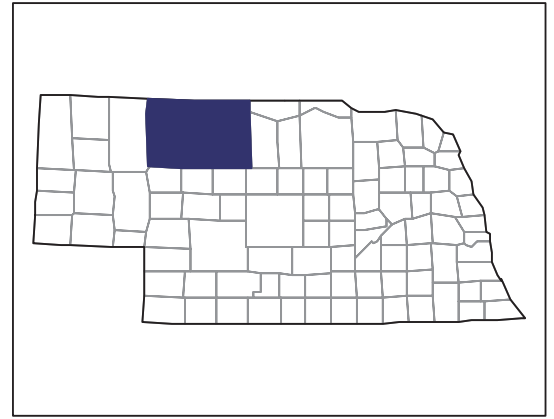
United States Department of Agriculture
National Agricultural Statistics Service

www.agcensus.usda.gov

2007 CENSUS OF AGRICULTURE

Cherry County – Nebraska

Farms with White Operators Compared with All Farms



Data are not available at this geographic level for farms with White operators.



United States Department of Agriculture
National Agricultural Statistics Service

www.agcensus.usda.gov

