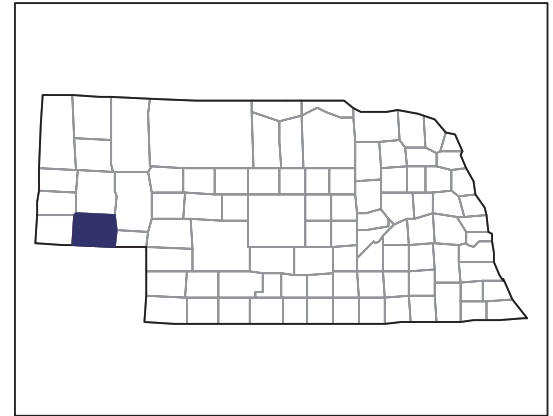


2007 CENSUS OF AGRICULTURE



Cheyenne County – Nebraska

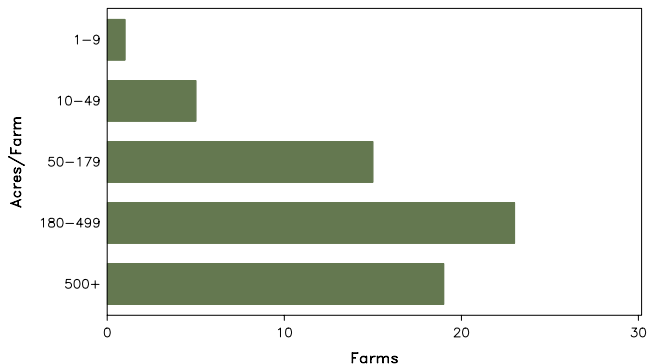
Farms with Women Principal Operators Compared with All Farms

	Women Principal Operators	All Farms
Number of Farms	63	603
Land in Farms	33,932 acres	754,598 acres
Average Size of Farm	539 acres	1,251 acres
Market Value of Products Sold	\$2,198,000	\$151,884,000
Crop Sales	\$1,863,000	\$67,402,000
Livestock Sales	\$335,000	\$84,482,000
Average Per Farm	\$34,888	\$251,880
Government Payments	\$511,000	\$7,452,000
Average Per Farm Receiving Payments	\$9,649	\$13,981

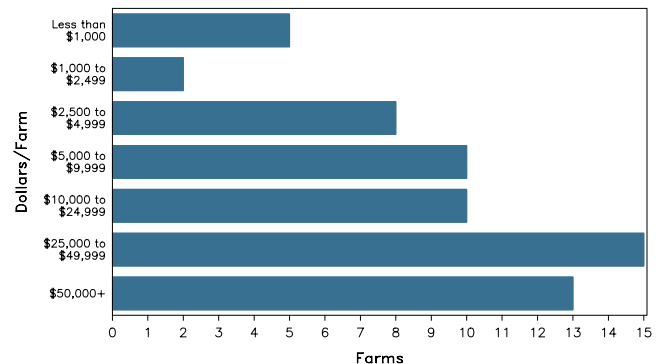
See footnotes on reverse page.

Farms with Women Principal Operators

Farms by Size



Farms by Economic Size



2007 CENSUS OF AGRICULTURE

Cheyenne County – Nebraska Farms with Women Principal Operators

Selected Highlights

Item	Farms	Quantity
MARKET VALUE OF AGRICULTURAL PRODUCTS SOLD (\$1,000)		
Total value of agricultural products sold	63	2,198
Value of crops including nursery and greenhouse	27	1,863
Value of livestock, poultry, and their products	12	335
VALUE OF SALES BY COMMODITY GROUP (\$1,000)		
Grains, oilseeds, dry beans, and dry peas	23	(D)
Tobacco	-	-
Cotton and cottonseed	-	-
Vegetables, melons, potatoes and sweet potatoes	-	-
Fruits, tree nuts, and berries	-	-
Nursery, greenhouse, floriculture, and sod	3	(D)
Cut Christmas trees and short rotation woody crops	-	-
Other crops and hay	5	(D)
Poultry and eggs	2	(D)
Cattle and calves	8	(D)
Milk and other dairy products from cows	-	-
Hogs and pigs	-	-
Sheep, goats, and their products	-	-
Horses, ponies, mules, burros, and donkeys	2	(D)
Aquaculture	-	-
Other animals and other animal products	-	-
TOP CROP ITEMS (acres)		
Wheat for grain, all	23	5,311
Proso millet	8	2,019
Corn for grain	5	1,514
Forage - land used for all hay and haylage, grass silage, and greenchop	7	443
Oats for grain	2	(D)
TOP LIVESTOCK INVENTORY ITEMS (number)		
Cattle and calves	8	542
Horses and ponies	8	120
Layers	2	(D)
Pullets for laying flock replacement	2	(D)
Mules, burros, and donkeys	2	(D)

Operator Characteristics

Item	Quantity
Primary occupation:	
Farming	24
Other	39
Days worked off farm:	
None	32
Any	31
Years on present farm:	
2 years or less	5
3 to 4 years	2
5 to 9 years	14
10 years or more	42
Age group:	
Under 45 years	8
45 to 64 years	21
65 years and over	34
Average age of principal operator (years)	64.8

Economic Characteristics

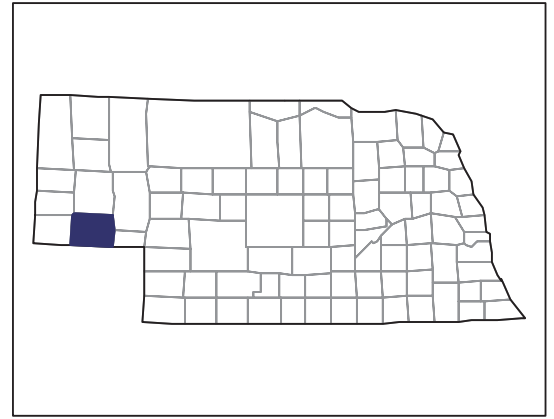
Item	Quantity
Farms by value of sales:	
Less than \$1,000	33
\$1,000 to \$2,499	-
\$2,500 to \$4,999	3
\$5,000 to \$9,999	-
\$10,000 to \$49,999	16
\$50,000 to \$99,999	6
\$100,000 to \$249,999	4
\$250,000 to \$499,999	-
\$500,000 or more	1
Total farm production expenses (\$1,000)	2,046
Average per farm (\$)	32,479
Net cash farm income of operation (\$1,000)	1,055
Average per farm (\$)	16,744
Value of agricultural products sold directly to individuals for human consumption (\$1,000)	(D)
Total organic product sales (\$1,000)	-
Total income from farm-related sources, gross before taxes and expenses (\$1,000)	392

See "Census of Agriculture, Volume 1, Geographic Area Series" for complete footnotes, explanations, definitions, and methodology.
(D) Cannot be disclosed. (Z) Less than half of the unit shown.

2007 CENSUS OF AGRICULTURE

Cheyenne County – Nebraska

Farms with Spanish, Hispanic, or Latino Operators Compared with All Farms



Data are not available at this geographic level for farms with Spanish, Hispanic, or Latino operators.



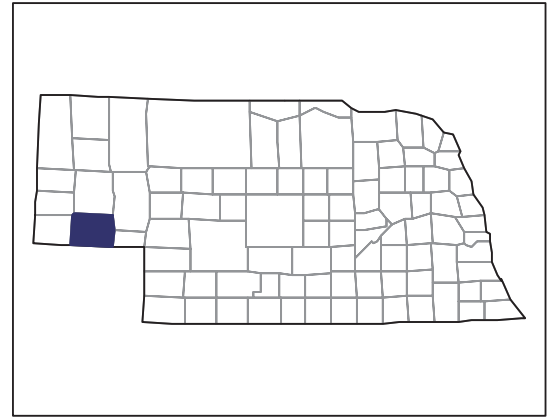
United States Department of Agriculture
National Agricultural Statistics Service

www.agcensus.usda.gov

2007 CENSUS OF AGRICULTURE

Cheyenne County – Nebraska

Farms with American Indian or Alaska Native Operators Compared with All Farms



Data are not available at this geographic level for farms with American Indian or Alaska Native operators.



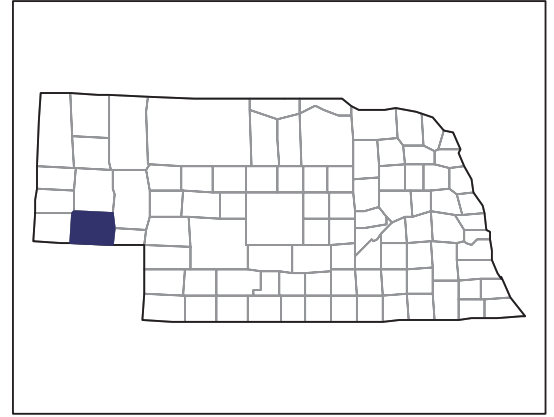
United States Department of Agriculture
National Agricultural Statistics Service

www.agcensus.usda.gov

2007 CENSUS *OF* AGRICULTURE

Cheyenne County – Nebraska

**Farms with Asian Operators
Compared with All Farms**



Data are not available at this geographic level for farms with Asian operators.



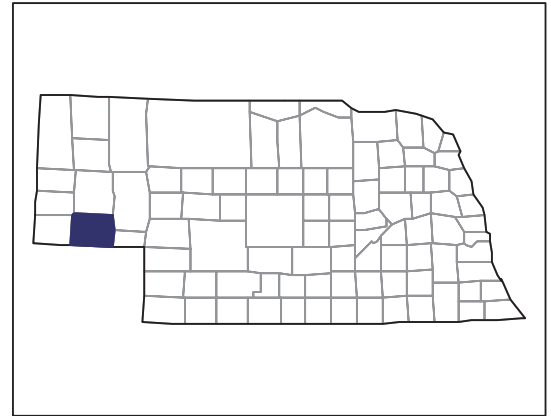
United States Department of Agriculture
National Agricultural Statistics Service

www.agcensus.usda.gov

2007 CENSUS OF AGRICULTURE

Cheyenne County – Nebraska

Farms with Black or African American Operators Compared with All Farms



Data are not available at this geographic level for farms with Black or African American operators.



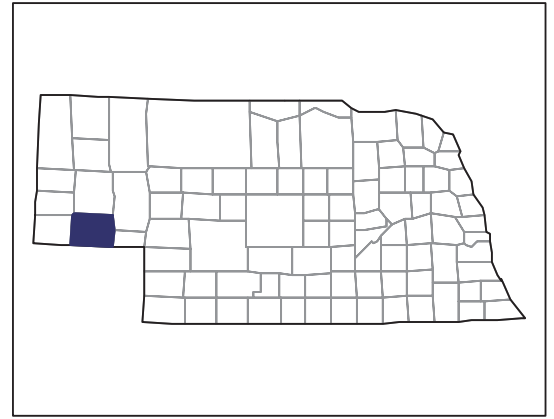
United States Department of Agriculture
National Agricultural Statistics Service

www.agcensus.usda.gov

2007 CENSUS *OF* AGRICULTURE

Cheyenne County – Nebraska

Farms with Native Hawaiian or Other Pacific Islander Operators Compared with All Farms



Data are not available at this geographic level for farms with Native Hawaiian or Other Pacific Islander operators.



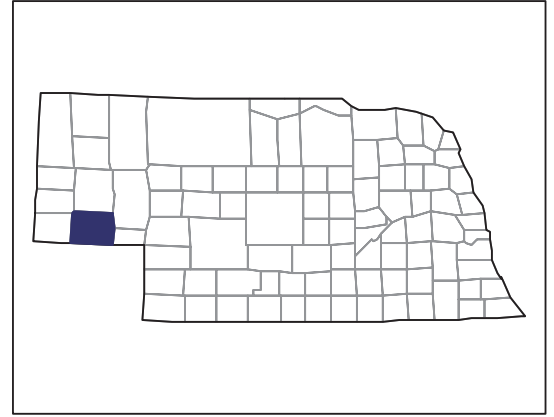
United States Department of Agriculture
National Agricultural Statistics Service

www.agcensus.usda.gov

2007 CENSUS OF AGRICULTURE

Cheyenne County – Nebraska

Farms with White Operators Compared with All Farms



Data are not available at this geographic level for farms with White operators.



United States Department of Agriculture
National Agricultural Statistics Service

www.agcensus.usda.gov

