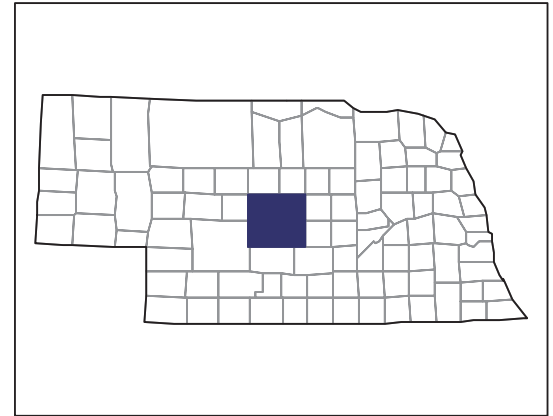


2007 CENSUS OF AGRICULTURE



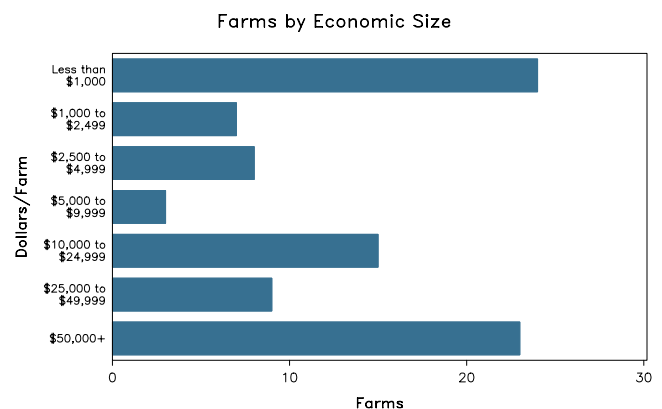
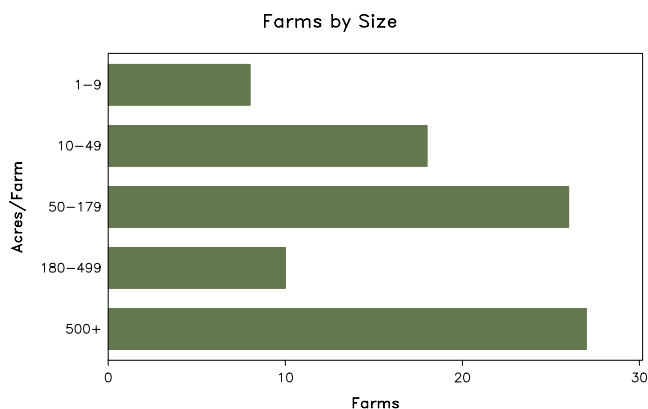
Custer County – Nebraska

Farms with Women Principal Operators Compared with All Farms

	Women Principal Operators	All Farms
Number of Farms	89	1,187
Land in Farms	52,589 acres	1,614,280 acres
Average Size of Farm	591 acres	1,360 acres
Market Value of Products Sold	\$7,490,000	\$513,770,000
Crop Sales	\$4,865,000	\$195,716,000
Livestock Sales	\$2,624,000	\$318,054,000
Average Per Farm	\$84,157	\$432,831
Government Payments	\$237,000	\$8,350,000
Average Per Farm Receiving Payments	\$7,420	\$12,032

See footnotes on reverse page.

Farms with Women Principal Operators



2007 CENSUS OF AGRICULTURE

Custer County – Nebraska Farms with Women Principal Operators

Selected Highlights

Item	Farms	Quantity
MARKET VALUE OF AGRICULTURAL PRODUCTS SOLD (\$1,000)		
Total value of agricultural products sold	89	7,490
Value of crops including nursery and greenhouse	32	4,865
Value of livestock, poultry, and their products	51	2,624
VALUE OF SALES BY COMMODITY GROUP (\$1,000)		
Grains, oilseeds, dry beans, and dry peas	22	4,539
Tobacco	-	-
Cotton and cottonseed	-	-
Vegetables, melons, potatoes and sweet potatoes	-	-
Fruits, tree nuts, and berries	-	-
Nursery, greenhouse, floriculture, and sod	2	(D)
Cut Christmas trees and short rotation woody crops	-	-
Other crops and hay	14	(D)
Poultry and eggs	9	11
Cattle and calves	43	2,209
Milk and other dairy products from cows	-	-
Hogs and pigs	1	(D)
Sheep, goats, and their products	8	(D)
Horses, ponies, mules, burros, and donkeys	8	51
Aquaculture	-	-
Other animals and other animal products	1	(D)
TOP CROP ITEMS (acres)		
Corn for grain	20	7,753
Forage - land used for all hay and haylage, grass silage, and greenchop	24	3,153
Wheat for grain, all	10	727
Soybeans for beans	8	618
Sorghum for grain	3	156
TOP LIVESTOCK INVENTORY ITEMS (number)		
Cattle and calves	40	4,213
Sheep and lambs	2	(D)
Layers	9	557
Goats, all	11	295
Horses and ponies	38	241

Operator Characteristics

Item	Quantity
Primary occupation:	
Farming	51
Other	38
Days worked off farm:	
None	48
Any	41
Years on present farm:	
2 years or less	2
3 to 4 years	10
5 to 9 years	14
10 years or more	63
Age group:	
Under 45 years	24
45 to 64 years	39
65 years and over	26
Average age of principal operator (years)	55.5

Economic Characteristics

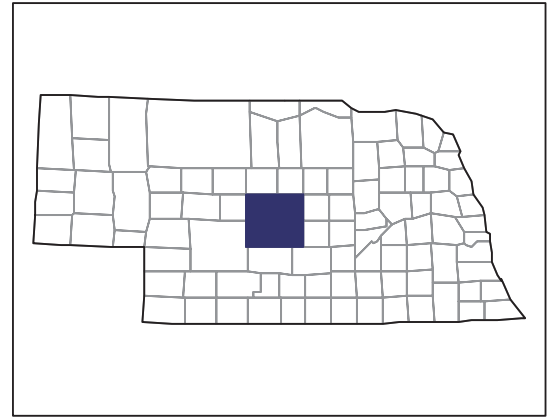
Item	Quantity
Farms by value of sales:	
Less than \$1,000	30
\$1,000 to \$2,499	2
\$2,500 to \$4,999	8
\$5,000 to \$9,999	2
\$10,000 to \$49,999	25
\$50,000 to \$99,999	5
\$100,000 to \$249,999	7
\$250,000 to \$499,999	5
\$500,000 or more	5
Total farm production expenses (\$1,000)	6,924
Average per farm (\$)	77,797
Net cash farm income of operation (\$1,000)	1,526
Average per farm (\$)	17,148
Value of agricultural products sold directly to individuals for human consumption (\$1,000)	(D)
Total organic product sales (\$1,000)	-
Total income from farm-related sources, gross before taxes and expenses (\$1,000)	723

See "Census of Agriculture, Volume 1, Geographic Area Series" for complete footnotes, explanations, definitions, and methodology.
(D) Cannot be disclosed. (Z) Less than half of the unit shown.

2007 CENSUS OF AGRICULTURE

Custer County – Nebraska

Farms with Spanish, Hispanic, or Latino Operators Compared with All Farms



Data are not available at this geographic level for farms with Spanish, Hispanic, or Latino operators.



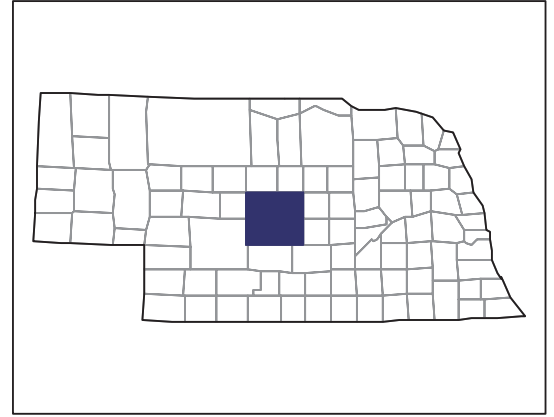
United States Department of Agriculture
National Agricultural Statistics Service

www.agcensus.usda.gov

2007 CENSUS OF AGRICULTURE

Custer County – Nebraska

Farms with American Indian or Alaska Native Operators Compared with All Farms



Data are not available at this geographic level for farms with American Indian or Alaska Native operators.



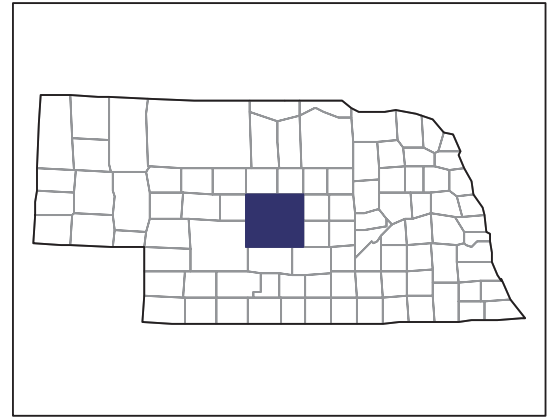
United States Department of Agriculture
National Agricultural Statistics Service

www.agcensus.usda.gov

2007 CENSUS OF AGRICULTURE

Custer County – Nebraska

Farms with Asian Operators Compared with All Farms



Data are not available at this geographic level for farms with Asian operators.



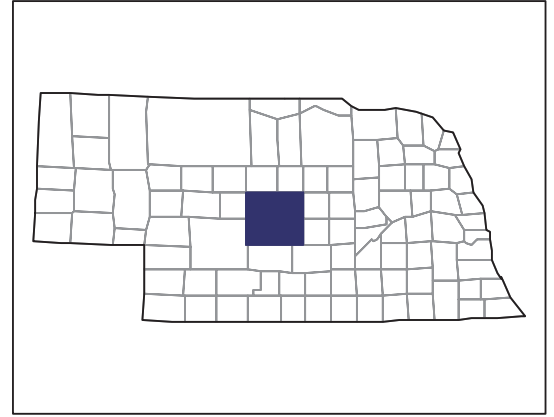
United States Department of Agriculture
National Agricultural Statistics Service

www.agcensus.usda.gov

2007 CENSUS *OF* AGRICULTURE

Custer County – Nebraska

Farms with Black or African American Operators Compared with All Farms



Data are not available at this geographic level for farms with Black or African American operators.



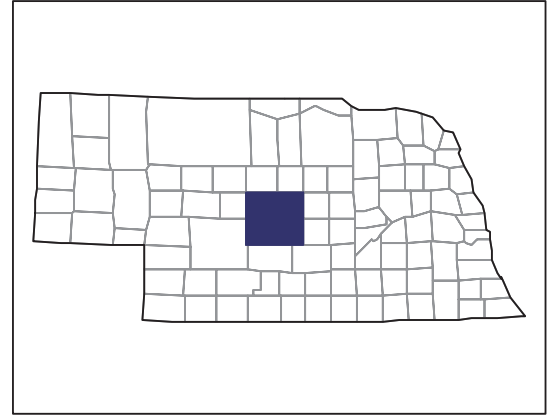
United States Department of Agriculture
National Agricultural Statistics Service

www.agcensus.usda.gov

2007 CENSUS *OF* AGRICULTURE

Custer County – Nebraska

Farms with Native Hawaiian or Other Pacific Islander Operators Compared with All Farms



Data are not available at this geographic level for farms with Native Hawaiian or Other Pacific Islander operators.



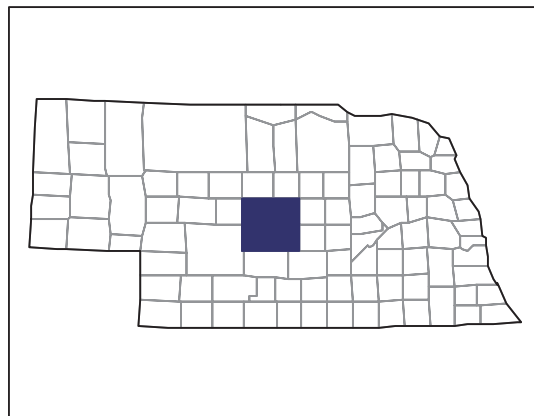
United States Department of Agriculture
National Agricultural Statistics Service

www.agcensus.usda.gov

2007 CENSUS OF AGRICULTURE

Custer County – Nebraska

Farms with White Operators Compared with All Farms



Data are not available at this geographic level for farms with White operators.



United States Department of Agriculture
National Agricultural Statistics Service

www.agcensus.usda.gov

