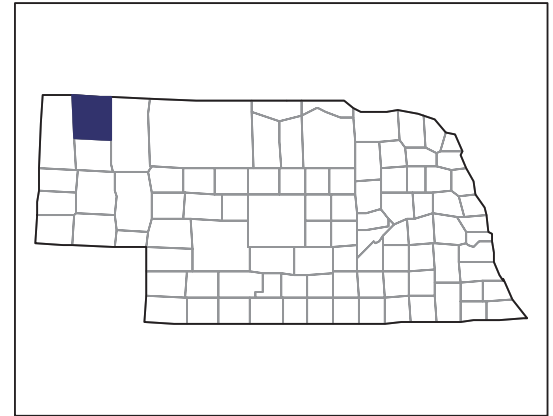


# 2007 CENSUS OF AGRICULTURE



## Dawes County – Nebraska

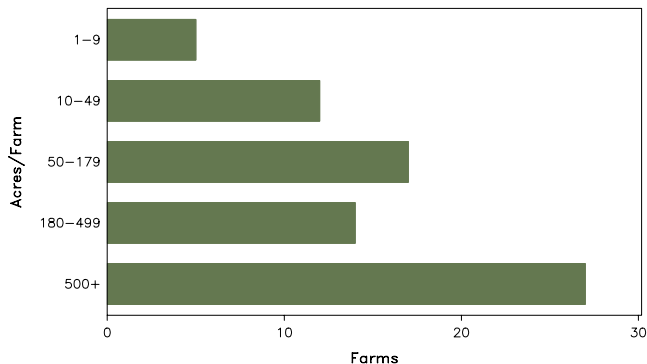
### Farms with Women Principal Operators Compared with All Farms

	Women Principal Operators	All Farms
<b>Number of Farms</b>	75	469
<b>Land in Farms</b>	85,682 acres	848,753 acres
<b>Average Size of Farm</b>	1,142 acres	1,810 acres
<b>Market Value of Products Sold</b>	\$3,345,000	\$45,837,000
Crop Sales	\$791,000	\$11,550,000
Livestock Sales	\$2,554,000	\$34,286,000
Average Per Farm	\$44,595	\$97,732
<b>Government Payments</b>	\$349,000	\$2,527,000
Average Per Farm Receiving Payments	\$6,970	\$7,799

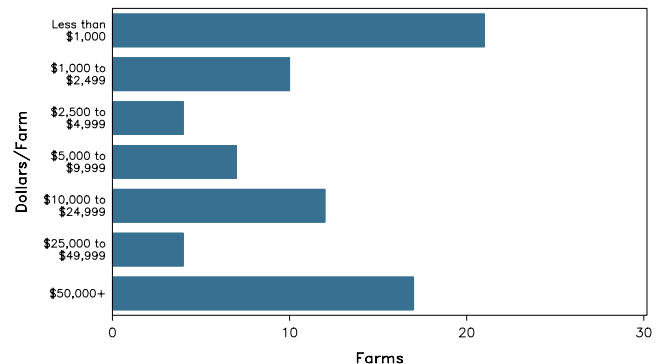
See footnotes on reverse page.

### Farms with Women Principal Operators

Farms by Size



Farms by Economic Size



# 2007 CENSUS OF AGRICULTURE

## Dawes County – Nebraska Farms with Women Principal Operators

### Selected Highlights

Item	Farms	Quantity
<b>MARKET VALUE OF AGRICULTURAL PRODUCTS SOLD (\$1,000)</b>		
Total value of agricultural products sold	75	3,345
Value of crops including nursery and greenhouse	20	791
Value of livestock, poultry, and their products	33	2,554
<b>VALUE OF SALES BY COMMODITY GROUP (\$1,000)</b>		
Grains, oilseeds, dry beans, and dry peas	12	(D)
Tobacco	-	-
Cotton and cottonseed	-	-
Vegetables, melons, potatoes and sweet potatoes	2	(D)
Fruits, tree nuts, and berries	-	-
Nursery, greenhouse, floriculture, and sod	-	-
Cut Christmas trees and short rotation woody crops	-	-
Other crops and hay	8	(D)
Poultry and eggs	3	(D)
Cattle and calves	30	2,532
Milk and other dairy products from cows	1	(D)
Hogs and pigs	4	4
Sheep, goats, and their products	2	(D)
Horses, ponies, mules, burros, and donkeys	2	(D)
Aquaculture	-	-
Other animals and other animal products	1	(D)
<b>TOP CROP ITEMS (acres)</b>		
Forage - land used for all hay and haylage, grass silage, and greenchop	26	5,208
Wheat for grain, all	12	3,073
Corn for grain	1	(D)
Vegetables harvested for sale	2	(D)
Peppers, Bell (excluding pimientos)	2	(D)
<b>TOP LIVESTOCK INVENTORY ITEMS (number)</b>		
Cattle and calves	31	6,037
Sheep and lambs	2	(D)
Horses and ponies	22	79
Layers	8	62
Hogs and pigs	3	30

### Operator Characteristics

Item	Quantity
Primary occupation:	
Farming	18
Other	57
Days worked off farm:	
None	24
Any	51
Years on present farm:	
2 years or less	2
3 to 4 years	3
5 to 9 years	17
10 years or more	53
Age group:	
Under 45 years	9
45 to 64 years	34
65 years and over	32
Average age of principal operator (years)	62.1

### Economic Characteristics

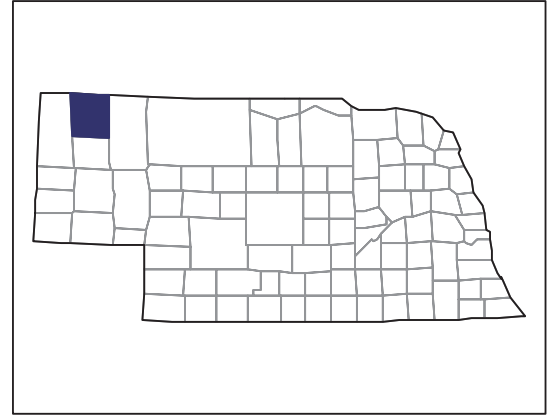
Item	Quantity
Farms by value of sales:	
Less than \$1,000	36
\$1,000 to \$2,499	3
\$2,500 to \$4,999	3
\$5,000 to \$9,999	4
\$10,000 to \$49,999	12
\$50,000 to \$99,999	4
\$100,000 to \$249,999	7
\$250,000 to \$499,999	6
\$500,000 or more	-
Total farm production expenses (\$1,000)	2,933
Average per farm (\$)	39,111
Net cash farm income of operation (\$1,000)	1,004
Average per farm (\$)	13,391
Value of agricultural products sold directly to individuals for human consumption (\$1,000)	(D)
Total organic product sales (\$1,000)	-
Total income from farm-related sources, gross before taxes and expenses (\$1,000)	245

See "Census of Agriculture, Volume 1, Geographic Area Series" for complete footnotes, explanations, definitions, and methodology.  
(D) Cannot be disclosed. (Z) Less than half of the unit shown.

# 2007 CENSUS OF AGRICULTURE

## Dawes County – Nebraska

### Farms with Spanish, Hispanic, or Latino Operators Compared with All Farms



Data are not available at this geographic level for farms with Spanish, Hispanic, or Latino operators.



United States Department of Agriculture  
National Agricultural Statistics Service

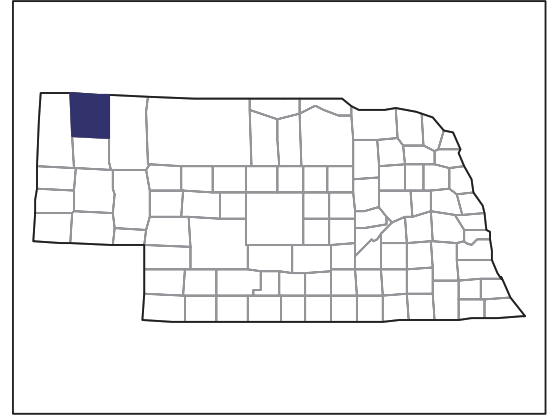
[www.agcensus.usda.gov](http://www.agcensus.usda.gov)



# 2007 CENSUS OF AGRICULTURE

## Dawes County – Nebraska

### Farms with American Indian or Alaska Native Operators Compared with All Farms



Data are not available at this geographic level for farms with American Indian or Alaska Native operators.



United States Department of Agriculture  
National Agricultural Statistics Service

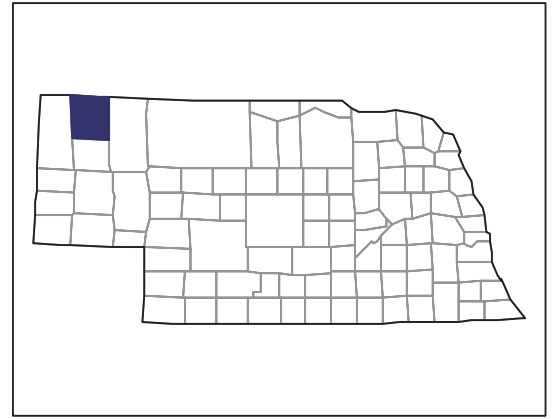
[www.agcensus.usda.gov](http://www.agcensus.usda.gov)



# 2007 CENSUS OF AGRICULTURE

**Dawes County – Nebraska**

**Farms with Asian Operators  
Compared with All Farms**



**Data are not available at this geographic level for farms with Asian operators.**



United States Department of Agriculture  
National Agricultural Statistics Service

[www.agcensus.usda.gov](http://www.agcensus.usda.gov)

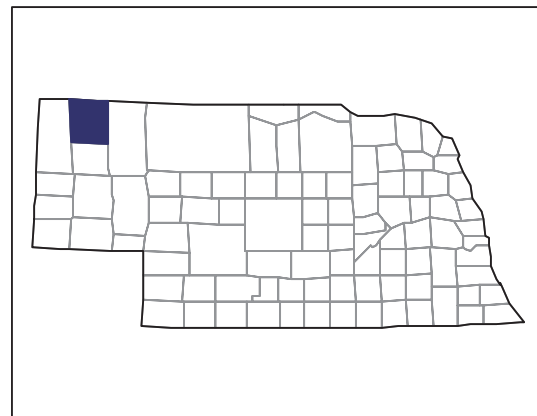




# 2007 CENSUS *OF* AGRICULTURE

## Dawes County – Nebraska

### Farms with Black or African American Operators Compared with All Farms



Data are not available at this geographic level for farms with Black or African American operators.



United States Department of Agriculture  
National Agricultural Statistics Service

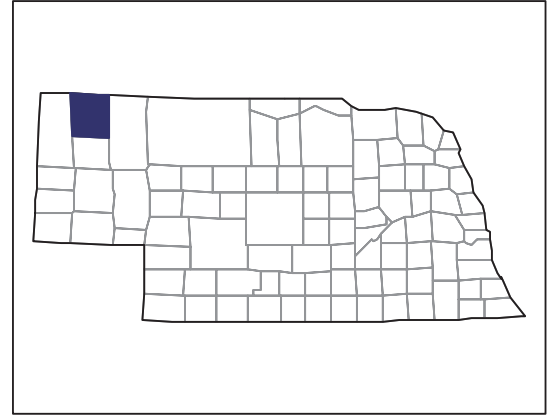
[www.agcensus.usda.gov](http://www.agcensus.usda.gov)



# 2007 CENSUS OF AGRICULTURE

## Dawes County – Nebraska

### Farms with Native Hawaiian or Other Pacific Islander Operators Compared with All Farms



Data are not available at this geographic level for farms with Native Hawaiian or Other Pacific Islander operators.



United States Department of Agriculture  
National Agricultural Statistics Service

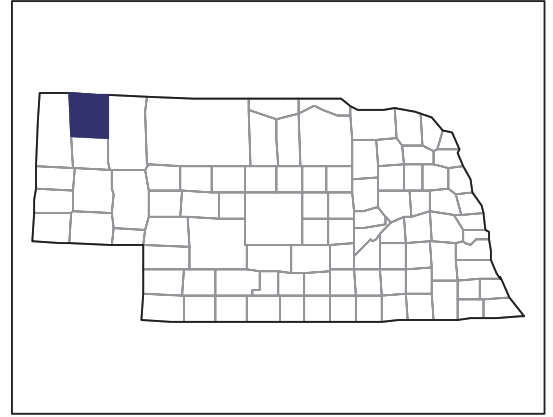
[www.agcensus.usda.gov](http://www.agcensus.usda.gov)



# 2007 CENSUS OF AGRICULTURE

## Dawes County – Nebraska

### Farms with White Operators Compared with All Farms



Data are not available at this geographic level for farms with White operators.



United States Department of Agriculture  
National Agricultural Statistics Service

[www.agcensus.usda.gov](http://www.agcensus.usda.gov)

