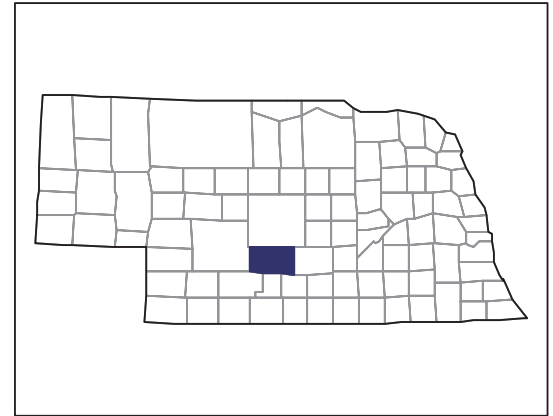


# 2007 CENSUS OF AGRICULTURE



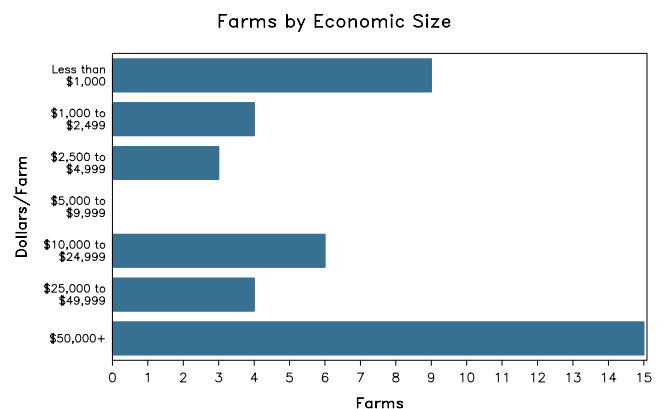
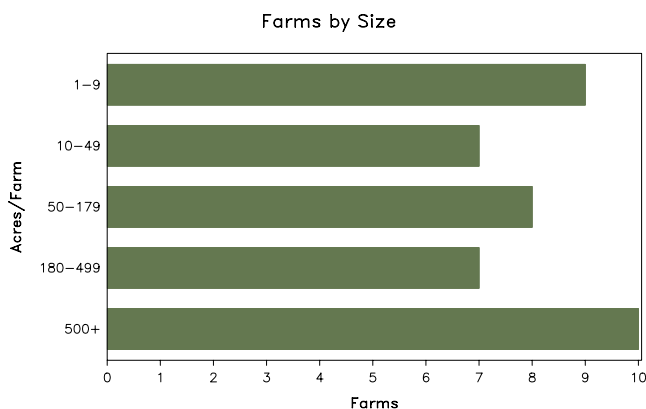
## Dawson County – Nebraska

### Farms with Women Principal Operators Compared with All Farms

	Women Principal Operators	All Farms
<b>Number of Farms</b>	41	728
<b>Land in Farms</b>	14,714 acres	640,541 acres
<b>Average Size of Farm</b>	359 acres	880 acres
<b>Market Value of Products Sold</b>	\$10,260,000	\$588,547,000
Crop Sales	(D)	\$151,365,000
Livestock Sales	(D)	\$437,181,000
Average Per Farm	\$250,244	\$808,444
<b>Government Payments</b>	\$181,000	\$6,721,000
Average Per Farm Receiving Payments	\$10,660	\$15,274

See footnotes on reverse page.

### Farms with Women Principal Operators



# 2007 CENSUS OF AGRICULTURE

## Dawson County – Nebraska Farms with Women Principal Operators

### Selected Highlights

Item	Farms	Quantity
<b>MARKET VALUE OF AGRICULTURAL PRODUCTS SOLD (\$1,000)</b>		
Total value of agricultural products sold	41	10,260
Value of crops including nursery and greenhouse	23	(D)
Value of livestock, poultry, and their products	14	(D)
<b>VALUE OF SALES BY COMMODITY GROUP (\$1,000)</b>		
Grains, oilseeds, dry beans, and dry peas	17	(D)
Tobacco	-	-
Cotton and cottonseed	-	-
Vegetables, melons, potatoes and sweet potatoes	1	(D)
Fruits, tree nuts, and berries	-	-
Nursery, greenhouse, floriculture, and sod	-	-
Cut Christmas trees and short rotation woody crops	-	-
Other crops and hay	11	(D)
Poultry and eggs	2	(D)
Cattle and calves	9	(D)
Milk and other dairy products from cows	-	-
Hogs and pigs	-	-
Sheep, goats, and their products	1	(D)
Horses, ponies, mules, burros, and donkeys	1	(D)
Aquaculture	-	-
Other animals and other animal products	2	(D)
<b>TOP CROP ITEMS (acres)</b>		
Corn for grain	17	6,380
Forage - land used for all hay and haylage, grass silage, and greenchop	20	1,276
Soybeans for beans	5	400
Wheat for grain, all	1	(D)
Vegetables harvested for sale	1	(D)
<b>TOP LIVESTOCK INVENTORY ITEMS (number)</b>		
Cattle and calves	14	3,805
Horses and ponies	14	102
Goats, all	1	(D)
Layers	1	(D)
Llamas	2	(D)

### Operator Characteristics

Item	Quantity
Primary occupation:	
Farming	15
Other	26
Days worked off farm:	
None	17
Any	24
Years on present farm:	
2 years or less	-
3 to 4 years	4
5 to 9 years	5
10 years or more	32
Age group:	
Under 45 years	6
45 to 64 years	19
65 years and over	16
Average age of principal operator (years)	58.1

### Economic Characteristics

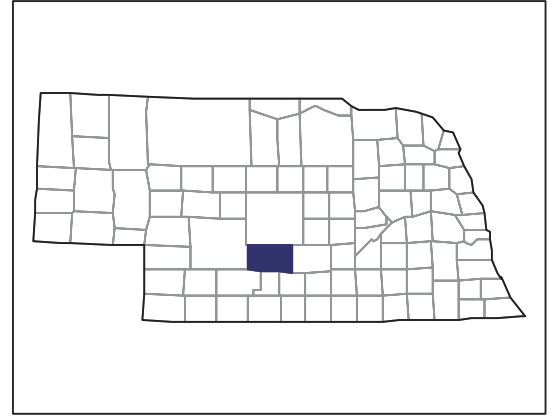
Item	Quantity
Farms by value of sales:	
Less than \$1,000	12
\$1,000 to \$2,499	4
\$2,500 to \$4,999	2
\$5,000 to \$9,999	-
\$10,000 to \$49,999	8
\$50,000 to \$99,999	1
\$100,000 to \$249,999	8
\$250,000 to \$499,999	2
\$500,000 or more	4
Total farm production expenses (\$1,000)	9,477
Average per farm (\$)	231,139
Net cash farm income of operation (\$1,000)	1,796
Average per farm (\$)	43,798
Value of agricultural products sold directly to individuals for human consumption (\$1,000)	(D)
Total organic product sales (\$1,000)	-
Total income from farm-related sources, gross before taxes and expenses (\$1,000)	831

See "Census of Agriculture, Volume 1, Geographic Area Series" for complete footnotes, explanations, definitions, and methodology.  
(D) Cannot be disclosed. (Z) Less than half of the unit shown.

# 2007 CENSUS OF AGRICULTURE

## Dawson County – Nebraska

### Farms with Spanish, Hispanic, or Latino Operators Compared with All Farms



Data are not available at this geographic level for farms with Spanish, Hispanic, or Latino operators.



United States Department of Agriculture  
National Agricultural Statistics Service

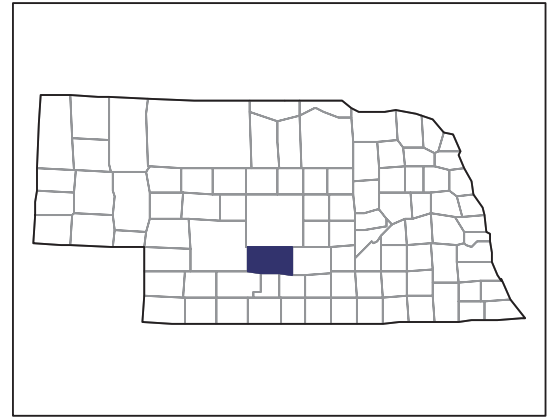
[www.agcensus.usda.gov](http://www.agcensus.usda.gov)



# 2007 CENSUS OF AGRICULTURE

## Dawson County – Nebraska

### Farms with American Indian or Alaska Native Operators Compared with All Farms



Data are not available at this geographic level for farms with American Indian or Alaska Native operators.



United States Department of Agriculture  
National Agricultural Statistics Service

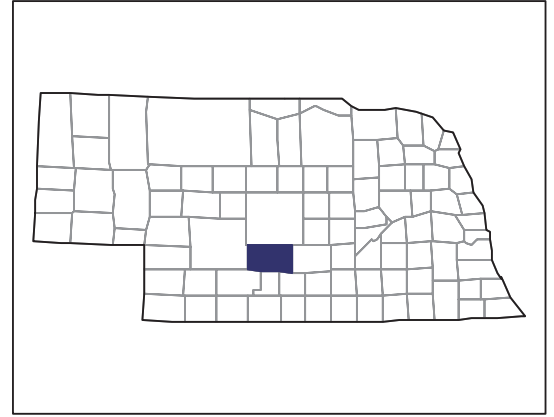
[www.agcensus.usda.gov](http://www.agcensus.usda.gov)



# 2007 CENSUS OF AGRICULTURE

**Dawson County – Nebraska**

**Farms with Asian Operators  
Compared with All Farms**



**Data are not available at this geographic level for farms with Asian operators.**



United States Department of Agriculture  
National Agricultural Statistics Service

[www.agcensus.usda.gov](http://www.agcensus.usda.gov)

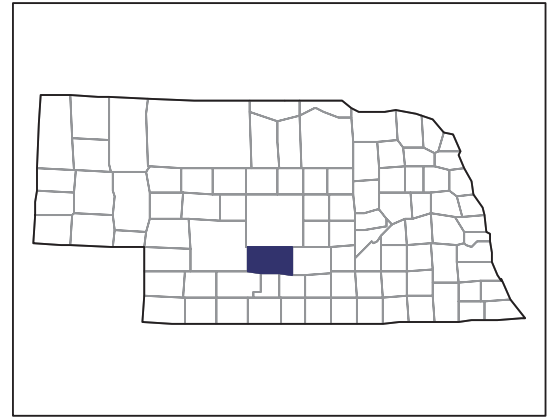




# 2007 CENSUS OF AGRICULTURE

## Dawson County – Nebraska

### Farms with Black or African American Operators Compared with All Farms



Data are not available at this geographic level for farms with Black or African American operators.



United States Department of Agriculture  
National Agricultural Statistics Service

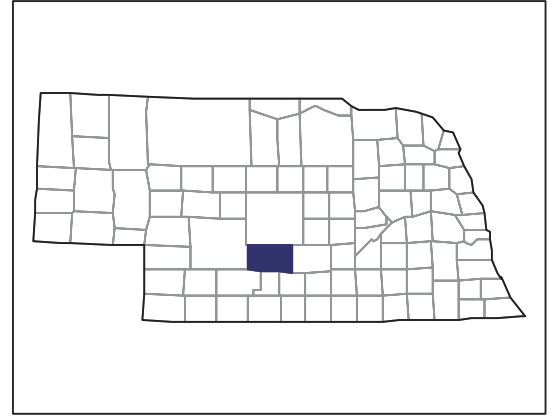
[www.agcensus.usda.gov](http://www.agcensus.usda.gov)



# 2007 CENSUS *OF* AGRICULTURE

## Dawson County – Nebraska

### Farms with Native Hawaiian or Other Pacific Islander Operators Compared with All Farms



Data are not available at this geographic level for farms with Native Hawaiian or Other Pacific Islander operators.



United States Department of Agriculture  
National Agricultural Statistics Service

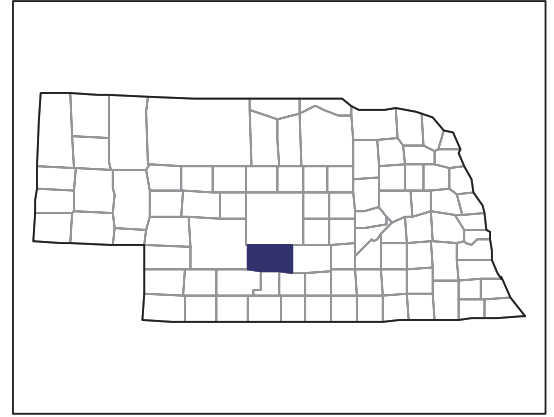
[www.agcensus.usda.gov](http://www.agcensus.usda.gov)



# 2007 CENSUS OF AGRICULTURE

Dawson County – Nebraska

Farms with White Operators  
Compared with All Farms



Data are not available at this geographic level for farms with White operators.



United States Department of Agriculture  
National Agricultural Statistics Service

[www.agcensus.usda.gov](http://www.agcensus.usda.gov)

