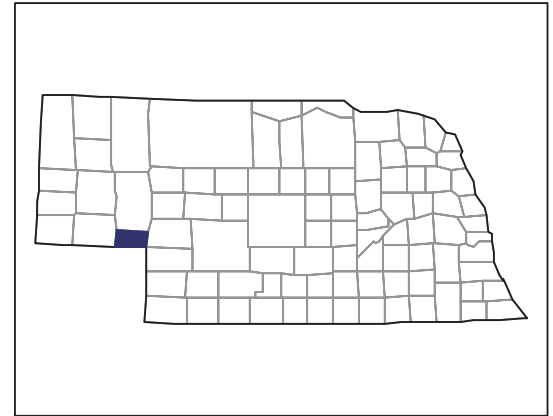


2007 CENSUS OF AGRICULTURE



Deuel County – Nebraska

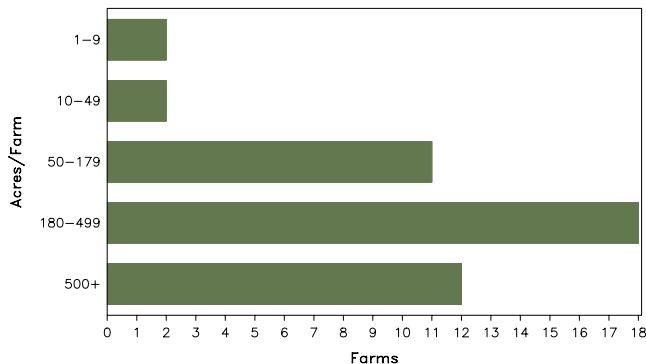
Farms with Women Principal Operators Compared with All Farms

	Women Principal Operators	All Farms
Number of Farms	45	240
Land in Farms	19,811 acres	278,915 acres
Average Size of Farm	440 acres	1,162 acres
Market Value of Products Sold	\$3,234,000	\$53,069,000
Crop Sales	(D)	(D)
Livestock Sales	(D)	(D)
Average Per Farm	\$71,868	\$221,120
Government Payments	\$327,000	\$2,716,000
Average Per Farm Receiving Payments	\$8,833	\$13,122

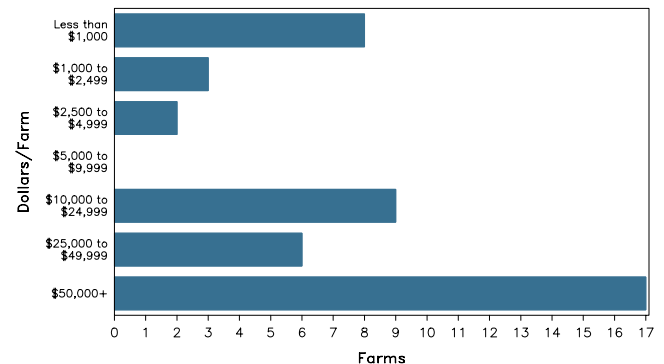
See footnotes on reverse page.

Farms with Women Principal Operators

Farms by Size



Farms by Economic Size



2007 CENSUS OF AGRICULTURE

Deuel County – Nebraska Farms with Women Principal Operators

Selected Highlights

Item	Farms	Quantity
MARKET VALUE OF AGRICULTURAL PRODUCTS SOLD (\$1,000)		
Total value of agricultural products sold	45	3,234
Value of crops including nursery and greenhouse	28	(D)
Value of livestock, poultry, and their products	2	(D)
VALUE OF SALES BY COMMODITY GROUP (\$1,000)		
Grains, oilseeds, dry beans, and dry peas	28	(D)
Tobacco	-	-
Cotton and cottonseed	-	-
Vegetables, melons, potatoes and sweet potatoes	-	-
Fruits, tree nuts, and berries	-	-
Nursery, greenhouse, floriculture, and sod	-	-
Cut Christmas trees and short rotation woody crops	-	-
Other crops and hay	2	(D)
Poultry and eggs	-	-
Cattle and calves	-	-
Milk and other dairy products from cows	-	-
Hogs and pigs	-	-
Sheep, goats, and their products	-	-
Horses, ponies, mules, burros, and donkeys	2	(D)
Aquaculture	-	-
Other animals and other animal products	-	-
TOP CROP ITEMS (acres)		
Wheat for grain, all	28	6,704
Corn for grain	8	3,307
Dry edible beans, excluding limas	2	(D)
Forage - land used for all hay and haylage, grass silage, and greenchop	2	(D)
Proso millet	4	329
TOP LIVESTOCK INVENTORY ITEMS (number)		
Horses and ponies	8	50
Goats, all	4	24
Cattle and calves	2	(D)
Mules, burros, and donkeys	2	(D)

Operator Characteristics

Item	Quantity
Primary occupation:	
Farming	20
Other	25
Days worked off farm:	
None	22
Any	23
Years on present farm:	
2 years or less	-
3 to 4 years	-
5 to 9 years	12
10 years or more	33
Age group:	
Under 45 years	6
45 to 64 years	14
65 years and over	25
Average age of principal operator (years)	63.8

Economic Characteristics

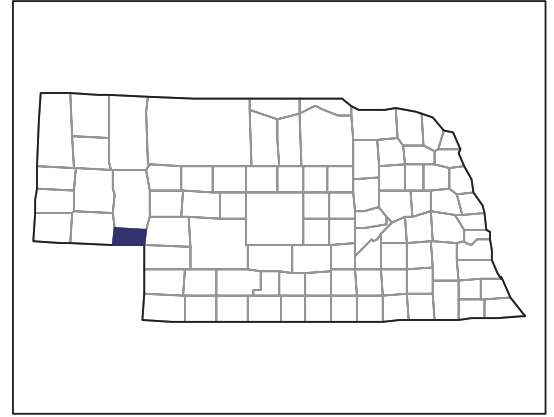
Item	Quantity
Farms by value of sales:	
Less than \$1,000	17
\$1,000 to \$2,499	2
\$2,500 to \$4,999	-
\$5,000 to \$9,999	-
\$10,000 to \$49,999	10
\$50,000 to \$99,999	8
\$100,000 to \$249,999	6
\$250,000 to \$499,999	-
\$500,000 or more	2
Total farm production expenses (\$1,000)	2,888
Average per farm (\$)	64,177
Net cash farm income of operation (\$1,000)	908
Average per farm (\$)	20,186
Value of agricultural products sold directly to individuals for human consumption (\$1,000)	-
Total organic product sales (\$1,000)	-
Total income from farm-related sources, gross before taxes and expenses (\$1,000)	235

See "Census of Agriculture, Volume 1, Geographic Area Series" for complete footnotes, explanations, definitions, and methodology.
(D) Cannot be disclosed. (Z) Less than half of the unit shown.

2007 CENSUS OF AGRICULTURE

Deuel County – Nebraska

Farms with Spanish, Hispanic, or Latino Operators Compared with All Farms



Data are not available at this geographic level for farms with Spanish, Hispanic, or Latino operators.



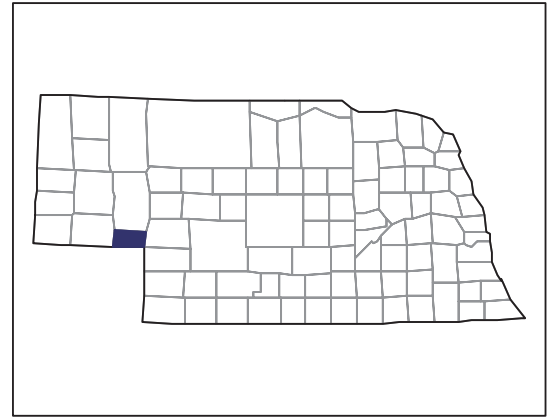
United States Department of Agriculture
National Agricultural Statistics Service

www.agcensus.usda.gov

2007 CENSUS OF AGRICULTURE

Deuel County – Nebraska

Farms with American Indian or Alaska Native Operators Compared with All Farms



Data are not available at this geographic level for farms with American Indian or Alaska Native operators.



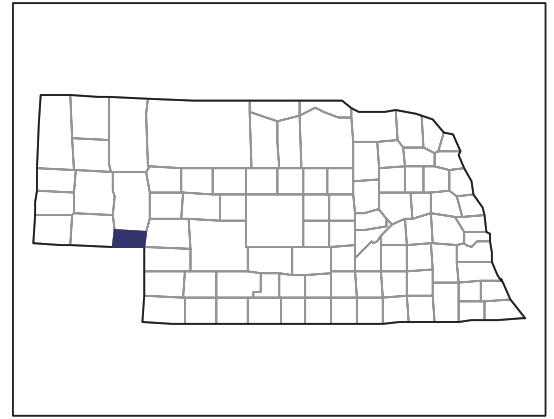
United States Department of Agriculture
National Agricultural Statistics Service

www.agcensus.usda.gov

2007 CENSUS OF AGRICULTURE

Deuel County – Nebraska

Farms with Asian Operators Compared with All Farms



Data are not available at this geographic level for farms with Asian operators.



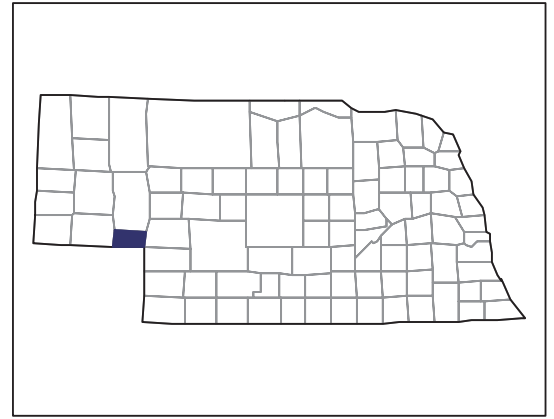
United States Department of Agriculture
National Agricultural Statistics Service

www.agcensus.usda.gov

2007 CENSUS *OF* AGRICULTURE

Deuel County – Nebraska

**Farms with Black or African American
Operators Compared with All Farms**



Data are not available at this geographic level for farms with Black or African American operators.



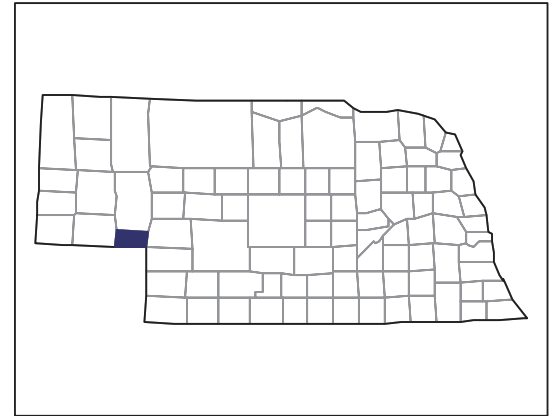
United States Department of Agriculture
National Agricultural Statistics Service

www.agcensus.usda.gov

2007 CENSUS OF AGRICULTURE

Deuel County – Nebraska

Farms with Native Hawaiian or Other Pacific Islander Operators Compared with All Farms



Data are not available at this geographic level for farms with Native Hawaiian or Other Pacific Islander operators.



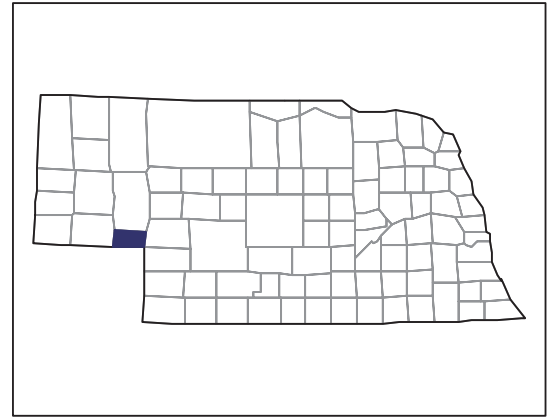
United States Department of Agriculture
National Agricultural Statistics Service

www.agcensus.usda.gov

2007 CENSUS OF AGRICULTURE

Deuel County – Nebraska

Farms with White Operators Compared with All Farms



Data are not available at this geographic level for farms with White operators.



United States Department of Agriculture
National Agricultural Statistics Service

www.agcensus.usda.gov

