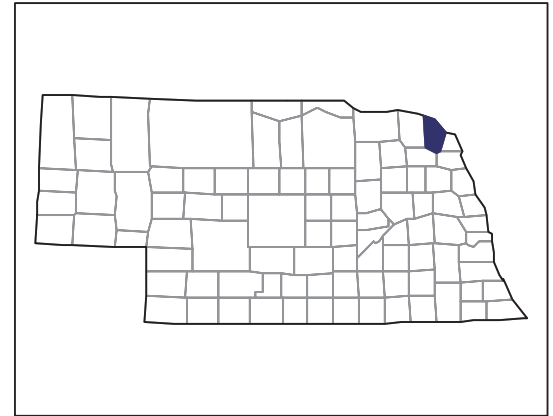


# 2007 CENSUS OF AGRICULTURE



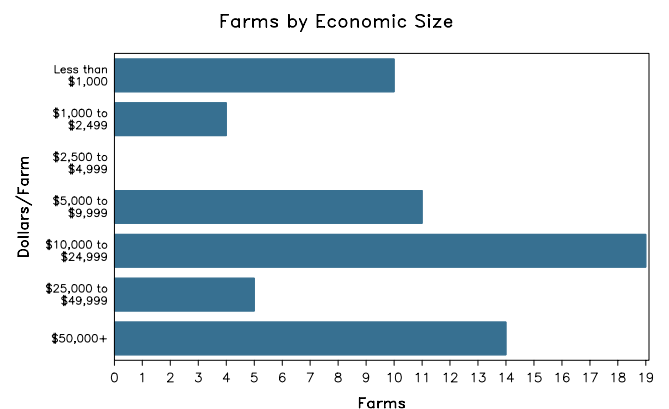
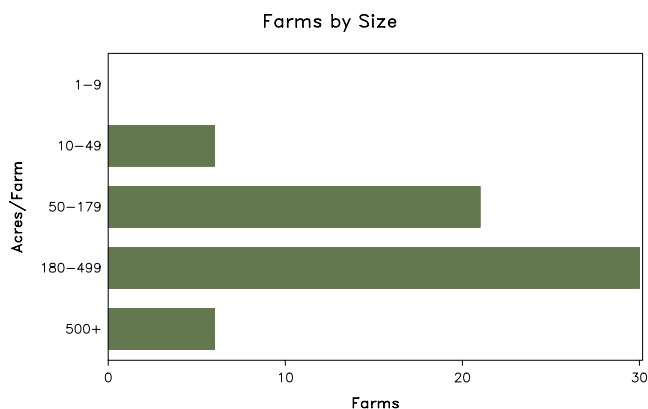
## Dixon County – Nebraska

### Farms with Women Principal Operators Compared with All Farms

	Women Principal Operators	All Farms
<b>Number of Farms</b>	63	568
<b>Land in Farms</b>	14,916 acres	248,506 acres
<b>Average Size of Farm</b>	237 acres	438 acres
<b>Market Value of Products Sold</b>	\$1,708,000	\$143,307,000
Crop Sales	(D)	\$56,698,000
Livestock Sales	(D)	\$86,610,000
Average Per Farm	\$27,111	\$252,301
<b>Government Payments</b>	\$559,000	\$4,759,000
Average Per Farm Receiving Payments	\$10,959	\$10,506

See footnotes on reverse page.

### Farms with Women Principal Operators



# 2007 CENSUS OF AGRICULTURE

## Dixon County – Nebraska Farms with Women Principal Operators

### Selected Highlights

Item	Farms	Quantity
<b>MARKET VALUE OF AGRICULTURAL PRODUCTS SOLD (\$1,000)</b>		
Total value of agricultural products sold	63	1,708
Value of crops including nursery and greenhouse	17	(D)
Value of livestock, poultry, and their products	8	(D)
<b>VALUE OF SALES BY COMMODITY GROUP (\$1,000)</b>		
Grains, oilseeds, dry beans, and dry peas	14	(D)
Tobacco	-	-
Cotton and cottonseed	-	-
Vegetables, melons, potatoes and sweet potatoes	-	-
Fruits, tree nuts, and berries	-	-
Nursery, greenhouse, floriculture, and sod	-	-
Cut Christmas trees and short rotation woody crops	-	-
Other crops and hay	3	(D)
Poultry and eggs	2	(D)
Cattle and calves	8	(D)
Milk and other dairy products from cows	-	-
Hogs and pigs	1	(D)
Sheep, goats, and their products	-	-
Horses, ponies, mules, burros, and donkeys	-	-
Aquaculture	-	-
Other animals and other animal products	-	-
<b>TOP CROP ITEMS (acres)</b>		
Corn for grain	14	2,432
Soybeans for beans	10	1,402
Forage - land used for all hay and haylage, grass silage, and greenchop	12	342
<b>TOP LIVESTOCK INVENTORY ITEMS (number)</b>		
Cattle and calves	9	328
Hogs and pigs	1	(D)
Horses and ponies	9	61
Goats, all	1	(D)
Layers	2	(D)

### Operator Characteristics

Item	Quantity
Primary occupation:	
Farming	14
Other	49
Days worked off farm:	
None	21
Any	42
Years on present farm:	
2 years or less	-
3 to 4 years	3
5 to 9 years	11
10 years or more	49
Age group:	
Under 45 years	6
45 to 64 years	27
65 years and over	30
Average age of principal operator (years)	64.1

### Economic Characteristics

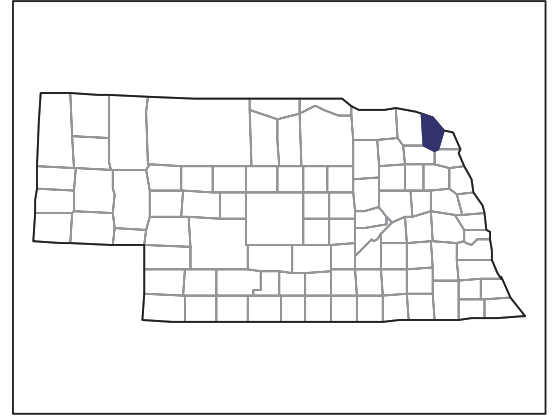
Item	Quantity
Farms by value of sales:	
Less than \$1,000	44
\$1,000 to \$2,499	3
\$2,500 to \$4,999	-
\$5,000 to \$9,999	1
\$10,000 to \$49,999	1
\$50,000 to \$99,999	5
\$100,000 to \$249,999	9
\$250,000 to \$499,999	-
\$500,000 or more	-
Total farm production expenses (\$1,000)	1,315
Average per farm (\$)	20,876
Net cash farm income of operation (\$1,000)	1,371
Average per farm (\$)	21,765
Value of agricultural products sold directly to individuals for human consumption (\$1,000)	(D)
Total organic product sales (\$1,000)	-
Total income from farm-related sources, gross before taxes and expenses (\$1,000)	419

See "Census of Agriculture, Volume 1, Geographic Area Series" for complete footnotes, explanations, definitions, and methodology.  
(D) Cannot be disclosed. (Z) Less than half of the unit shown.

# 2007 CENSUS OF AGRICULTURE

## Dixon County – Nebraska

### Farms with Spanish, Hispanic, or Latino Operators Compared with All Farms



Data are not available at this geographic level for farms with Spanish, Hispanic, or Latino operators.



United States Department of Agriculture  
National Agricultural Statistics Service

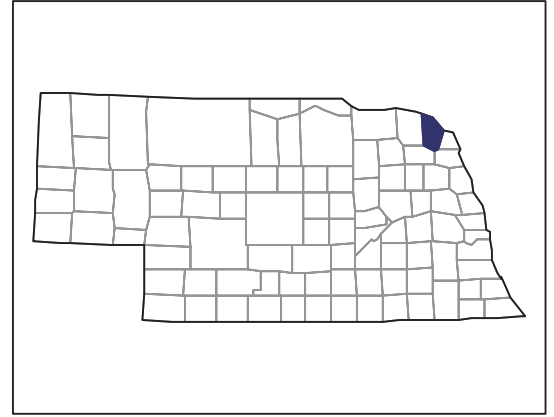
[www.agcensus.usda.gov](http://www.agcensus.usda.gov)



# 2007 CENSUS OF AGRICULTURE

## Dixon County – Nebraska

### Farms with American Indian or Alaska Native Operators Compared with All Farms



Data are not available at this geographic level for farms with American Indian or Alaska Native operators.



United States Department of Agriculture  
National Agricultural Statistics Service

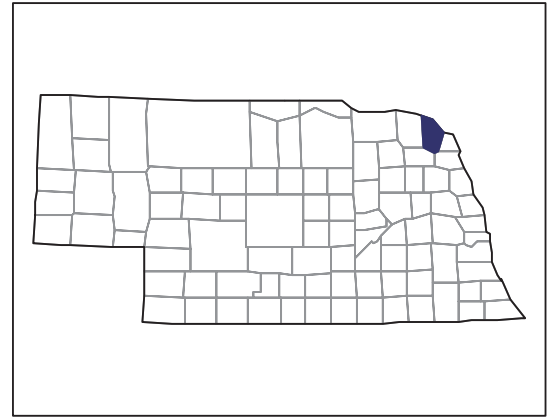
[www.agcensus.usda.gov](http://www.agcensus.usda.gov)



# 2007 CENSUS OF AGRICULTURE

## Dixon County – Nebraska

### Farms with Asian Operators Compared with All Farms



Data are not available at this geographic level for farms with Asian operators.



United States Department of Agriculture  
National Agricultural Statistics Service

[www.agcensus.usda.gov](http://www.agcensus.usda.gov)

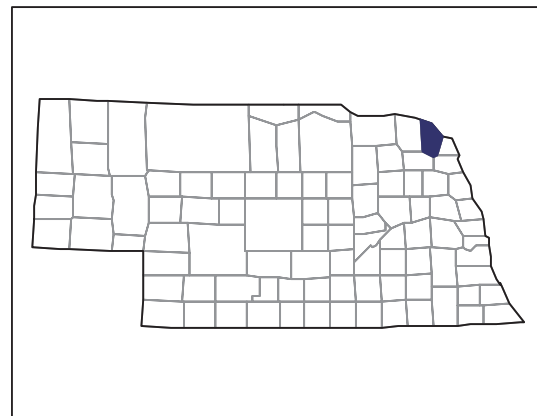




# 2007 CENSUS OF AGRICULTURE

## Dixon County – Nebraska

### Farms with Black or African American Operators Compared with All Farms



Data are not available at this geographic level for farms with Black or African American operators.



United States Department of Agriculture  
National Agricultural Statistics Service

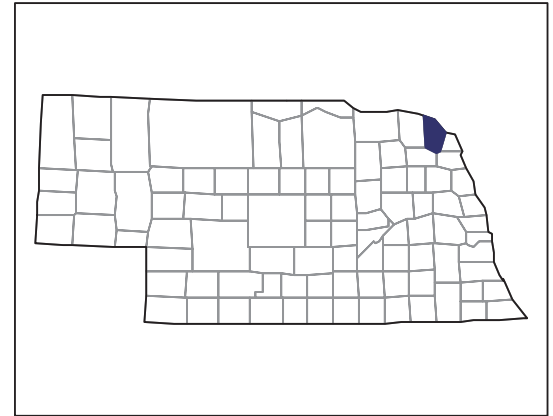
[www.agcensus.usda.gov](http://www.agcensus.usda.gov)



# 2007 CENSUS OF AGRICULTURE

## Dixon County – Nebraska

### Farms with Native Hawaiian or Other Pacific Islander Operators Compared with All Farms



Data are not available at this geographic level for farms with Native Hawaiian or Other Pacific Islander operators.



United States Department of Agriculture  
National Agricultural Statistics Service

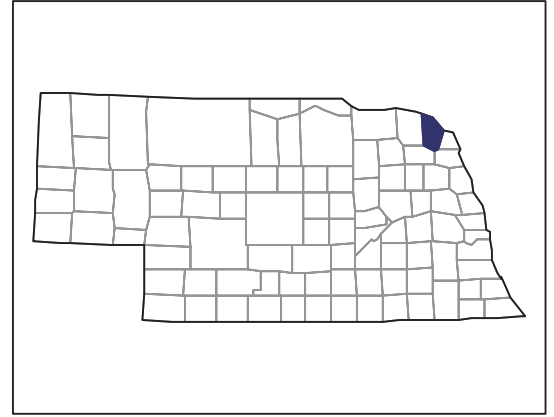
[www.agcensus.usda.gov](http://www.agcensus.usda.gov)



# 2007 CENSUS OF AGRICULTURE

## Dixon County – Nebraska

### Farms with White Operators Compared with All Farms



Data are not available at this geographic level for farms with White operators.



United States Department of Agriculture  
National Agricultural Statistics Service

[www.agcensus.usda.gov](http://www.agcensus.usda.gov)

