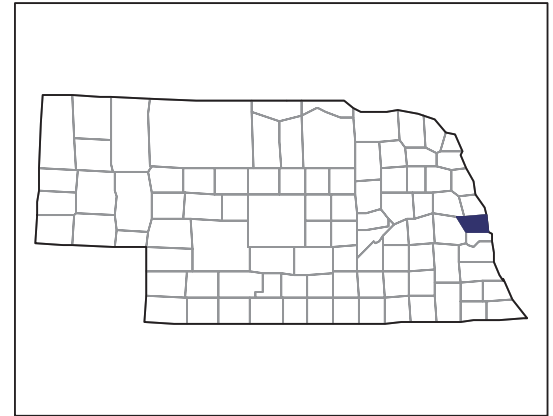


2007 CENSUS OF AGRICULTURE



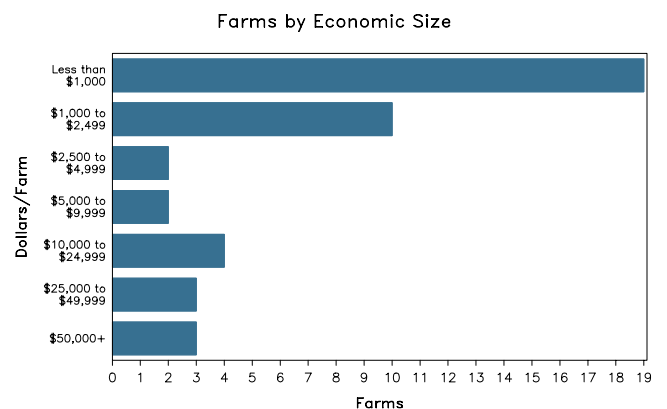
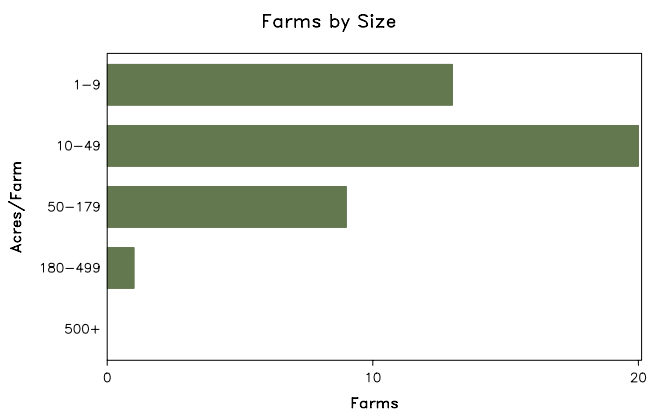
Douglas County – Nebraska

Farms with Women Principal Operators Compared with All Farms

	Women Principal Operators	All Farms
Number of Farms	43	362
Land in Farms	1,586 acres	84,374 acres
Average Size of Farm	37 acres	233 acres
Market Value of Products Sold	\$1,062,000	\$46,340,000
Crop Sales	\$1,016,000	\$43,844,000
Livestock Sales	\$46,000	\$2,497,000
Average Per Farm	\$24,693	\$128,012
Government Payments	(D)	\$1,230,000
Average Per Farm Receiving Payments	(D)	\$6,990

See footnotes on reverse page.

Farms with Women Principal Operators



2007 CENSUS OF AGRICULTURE

Douglas County – Nebraska Farms with Women Principal Operators

Selected Highlights

Item	Farms	Quantity
MARKET VALUE OF AGRICULTURAL PRODUCTS SOLD (\$1,000)		
Total value of agricultural products sold	43	1,062
Value of crops including nursery and greenhouse	13	1,016
Value of livestock, poultry, and their products	14	46
VALUE OF SALES BY COMMODITY GROUP (\$1,000)		
Grains, oilseeds, dry beans, and dry peas	5	(D)
Tobacco	-	-
Cotton and cottonseed	-	-
Vegetables, melons, potatoes and sweet potatoes	1	(D)
Fruits, tree nuts, and berries	-	-
Nursery, greenhouse, floriculture, and sod	4	(D)
Cut Christmas trees and short rotation woody crops	-	-
Other crops and hay	3	3
Poultry and eggs	6	(D)
Cattle and calves	-	-
Milk and other dairy products from cows	-	-
Hogs and pigs	-	-
Sheep, goats, and their products	-	-
Horses, ponies, mules, burros, and donkeys	6	42
Aquaculture	-	-
Other animals and other animal products	2	(D)
TOP CROP ITEMS (acres)		
Soybeans for beans	3	232
Forage - land used for all hay and haylage, grass silage, and greenchop	9	107
Corn for grain	3	(D)
Oats for grain	2	(D)
Vegetables harvested for sale	1	(D)
TOP LIVESTOCK INVENTORY ITEMS (number)		
Horses and ponies	24	360
Pullets for laying flock replacement	3	90
Layers	4	70
Goats, all	2	(D)
Geese	4	30

Operator Characteristics

Item	Quantity
Primary occupation:	
Farming	16
Other	27
Days worked off farm:	
None	9
Any	34
Years on present farm:	
2 years or less	-
3 to 4 years	3
5 to 9 years	12
10 years or more	28
Age group:	
Under 45 years	10
45 to 64 years	26
65 years and over	7
Average age of principal operator (years)	53.2

Economic Characteristics

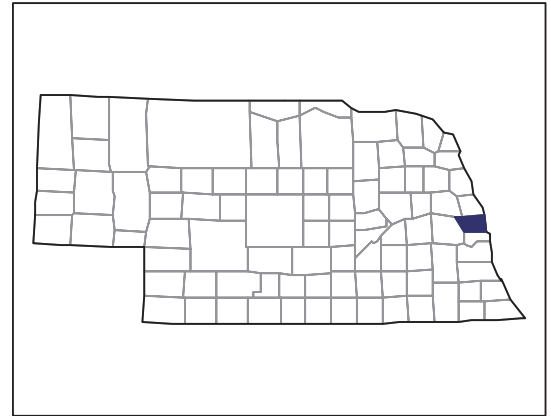
Item	Quantity
Farms by value of sales:	
Less than \$1,000	21
\$1,000 to \$2,499	10
\$2,500 to \$4,999	2
\$5,000 to \$9,999	1
\$10,000 to \$49,999	6
\$50,000 to \$99,999	2
\$100,000 to \$249,999	-
\$250,000 to \$499,999	-
\$500,000 or more	1
Total farm production expenses (\$1,000)	1,179
Average per farm (\$)	27,414
Net cash farm income of operation (\$1,000)	193
Average per farm (\$)	4,477
Value of agricultural products sold directly to individuals for human consumption (\$1,000)	-
Total organic product sales (\$1,000)	-
Total income from farm-related sources, gross before taxes and expenses (\$1,000)	(D)

See "Census of Agriculture, Volume 1, Geographic Area Series" for complete footnotes, explanations, definitions, and methodology.
(D) Cannot be disclosed. (Z) Less than half of the unit shown.

2007 CENSUS OF AGRICULTURE

Douglas County – Nebraska

Farms with Spanish, Hispanic, or Latino Operators Compared with All Farms



Data are not available at this geographic level for farms with Spanish, Hispanic, or Latino operators.



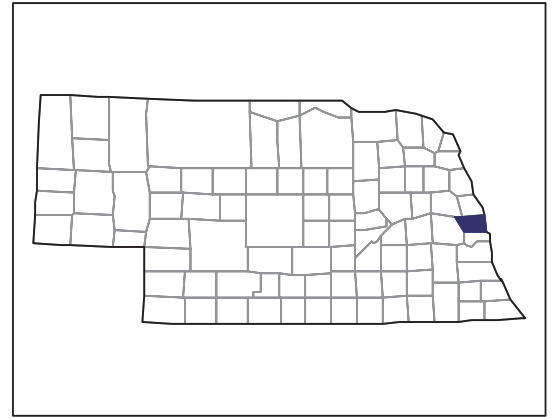
United States Department of Agriculture
National Agricultural Statistics Service

www.agcensus.usda.gov

2007 CENSUS OF AGRICULTURE

Douglas County – Nebraska

Farms with American Indian or Alaska Native Operators Compared with All Farms



Data are not available at this geographic level for farms with American Indian or Alaska Native operators.



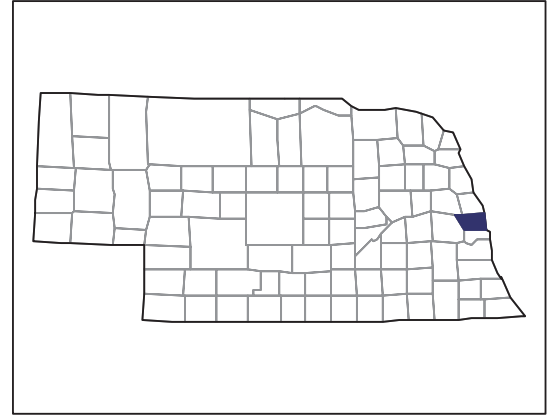
United States Department of Agriculture
National Agricultural Statistics Service

www.agcensus.usda.gov

2007 CENSUS OF AGRICULTURE

Douglas County – Nebraska

**Farms with Asian Operators
Compared with All Farms**



Data are not available at this geographic level for farms with Asian operators.



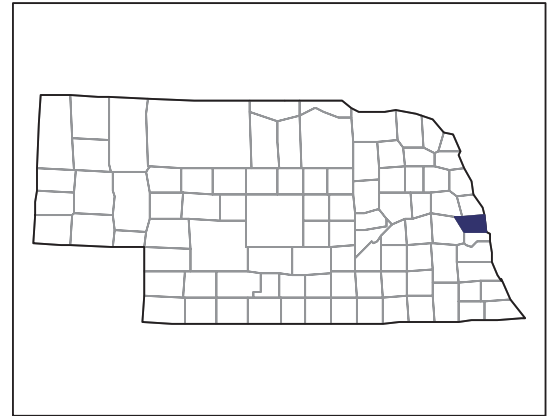
United States Department of Agriculture
National Agricultural Statistics Service

www.agcensus.usda.gov

2007 CENSUS OF AGRICULTURE

Douglas County – Nebraska

Farms with Black or African American Operators Compared with All Farms



Data are not available at this geographic level for farms with Black or African American operators.



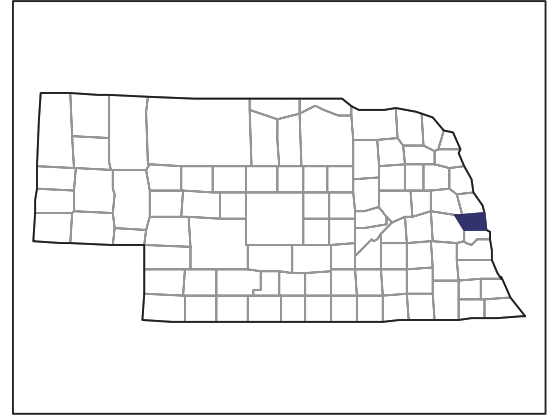
United States Department of Agriculture
National Agricultural Statistics Service

www.agcensus.usda.gov

2007 CENSUS *OF* AGRICULTURE

Douglas County – Nebraska

Farms with Native Hawaiian or Other Pacific Islander Operators Compared with All Farms



Data are not available at this geographic level for farms with Native Hawaiian or Other Pacific Islander operators.



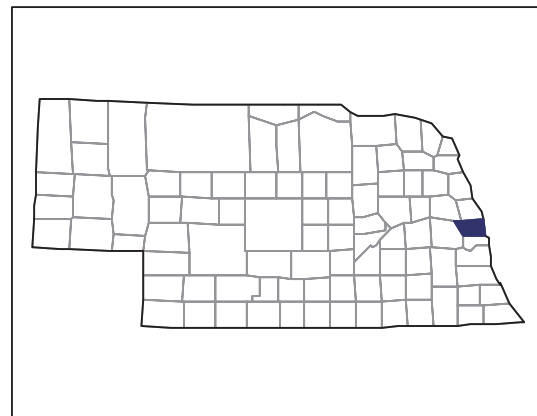
United States Department of Agriculture
National Agricultural Statistics Service

www.agcensus.usda.gov

2007 CENSUS OF AGRICULTURE

Douglas County – Nebraska

**Farms with White Operators
Compared with All Farms**



Data are not available at this geographic level for farms with White operators.



United States Department of Agriculture
National Agricultural Statistics Service

www.agcensus.usda.gov

