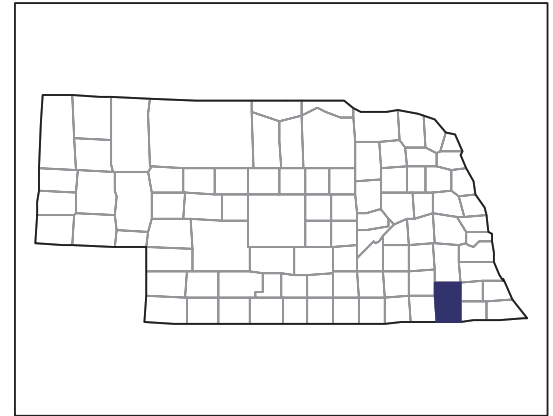


2007 CENSUS OF AGRICULTURE



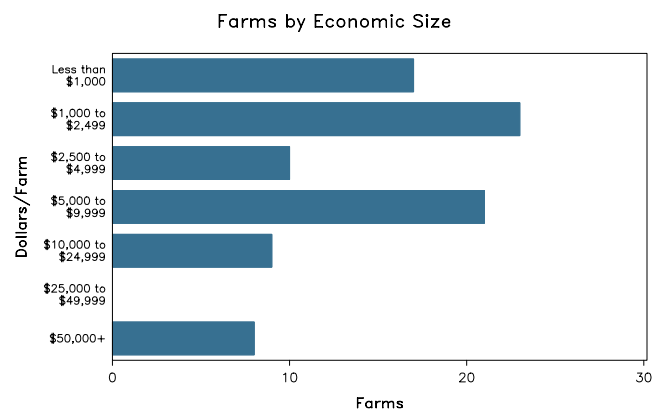
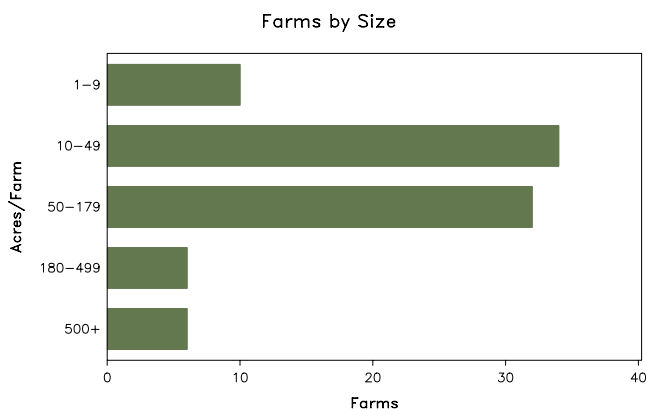
Gage County – Nebraska

Farms with Women Principal Operators Compared with All Farms

	Women Principal Operators	All Farms
Number of Farms	88	1,280
Land in Farms	10,085 acres	540,226 acres
Average Size of Farm	115 acres	422 acres
Market Value of Products Sold	\$1,222,000	\$173,805,000
Crop Sales	\$1,078,000	\$108,486,000
Livestock Sales	\$144,000	\$65,319,000
Average Per Farm	\$13,886	\$135,785
Government Payments	\$313,000	\$10,711,000
Average Per Farm Receiving Payments	\$4,970	\$10,250

See footnotes on reverse page.

Farms with Women Principal Operators



2007 CENSUS OF AGRICULTURE

Gage County – Nebraska Farms with Women Principal Operators

Selected Highlights

Item	Farms	Quantity
MARKET VALUE OF AGRICULTURAL PRODUCTS SOLD (\$1,000)		
Total value of agricultural products sold	88	1,222
Value of crops including nursery and greenhouse	31	1,078
Value of livestock, poultry, and their products	24	144
VALUE OF SALES BY COMMODITY GROUP (\$1,000)		
Grains, oilseeds, dry beans, and dry peas	18	1,053
Tobacco	-	-
Cotton and cottonseed	-	-
Vegetables, melons, potatoes and sweet potatoes	-	-
Fruits, tree nuts, and berries	-	-
Nursery, greenhouse, floriculture, and sod	1	(D)
Cut Christmas trees and short rotation woody crops	-	-
Other crops and hay	14	(D)
Poultry and eggs	2	(D)
Cattle and calves	14	(D)
Milk and other dairy products from cows	-	-
Hogs and pigs	1	(D)
Sheep, goats, and their products	3	(D)
Horses, ponies, mules, burros, and donkeys	4	33
Aquaculture	-	-
Other animals and other animal products	-	-
TOP CROP ITEMS (acres)		
Corn for grain	12	1,244
Wheat for grain, all	10	1,243
Soybeans for beans	6	768
Sorghum for grain	3	202
Forage - land used for all hay and haylage, grass silage, and greenchop	16	201
TOP LIVESTOCK INVENTORY ITEMS (number)		
Broilers and other meat-type chickens	2	(D)
Cattle and calves	13	179
Goats, all	5	108
Horses and ponies	13	97
Layers	2	(D)

Operator Characteristics

Item	Quantity
Primary occupation:	
Farming	25
Other	63
Days worked off farm:	
None	26
Any	62
Years on present farm:	
2 years or less	1
3 to 4 years	9
5 to 9 years	16
10 years or more	62
Age group:	
Under 45 years	11
45 to 64 years	42
65 years and over	35
Average age of principal operator (years)	61.8

Economic Characteristics

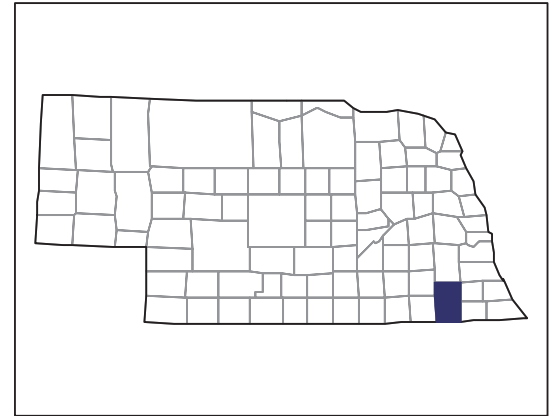
Item	Quantity
Farms by value of sales:	
Less than \$1,000	56
\$1,000 to \$2,499	10
\$2,500 to \$4,999	-
\$5,000 to \$9,999	7
\$10,000 to \$49,999	7
\$50,000 to \$99,999	3
\$100,000 to \$249,999	4
\$250,000 to \$499,999	1
\$500,000 or more	-
Total farm production expenses (\$1,000)	982
Average per farm (\$)	11,164
Net cash farm income of operation (\$1,000)	796
Average per farm (\$)	9,043
Value of agricultural products sold directly to individuals for human consumption (\$1,000)	-
Total organic product sales (\$1,000)	-
Total income from farm-related sources, gross before taxes and expenses (\$1,000)	243

See "Census of Agriculture, Volume 1, Geographic Area Series" for complete footnotes, explanations, definitions, and methodology.
(D) Cannot be disclosed. (Z) Less than half of the unit shown.

2007 CENSUS OF AGRICULTURE

Gage County – Nebraska

Farms with Spanish, Hispanic, or Latino Operators Compared with All Farms



Data are not available at this geographic level for farms with Spanish, Hispanic, or Latino operators.



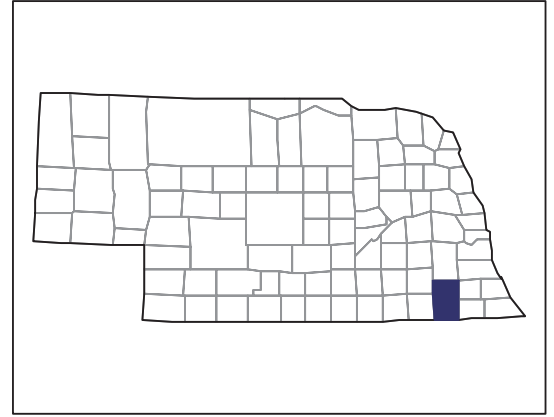
United States Department of Agriculture
National Agricultural Statistics Service

www.agcensus.usda.gov

2007 CENSUS OF AGRICULTURE

Gage County – Nebraska

Farms with American Indian or Alaska Native Operators Compared with All Farms



Data are not available at this geographic level for farms with American Indian or Alaska Native operators.



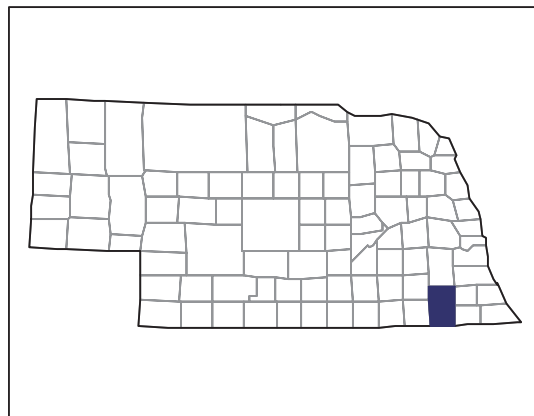
United States Department of Agriculture
National Agricultural Statistics Service

www.agcensus.usda.gov

2007 CENSUS OF AGRICULTURE

Gage County – Nebraska

**Farms with Asian Operators
Compared with All Farms**



Data are not available at this geographic level for farms with Asian operators.



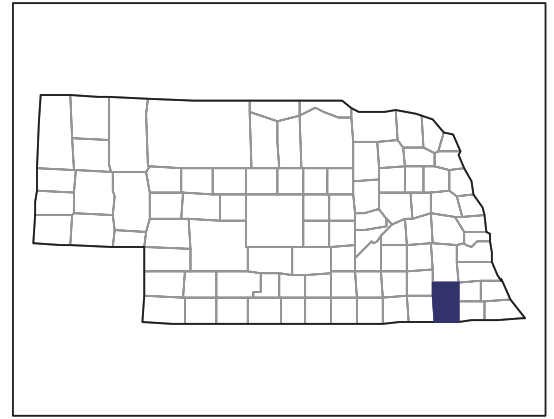
United States Department of Agriculture
National Agricultural Statistics Service

www.agcensus.usda.gov

2007 CENSUS OF AGRICULTURE

Gage County – Nebraska

Farms with Black or African American Operators Compared with All Farms



Data are not available at this geographic level for farms with Black or African American operators.



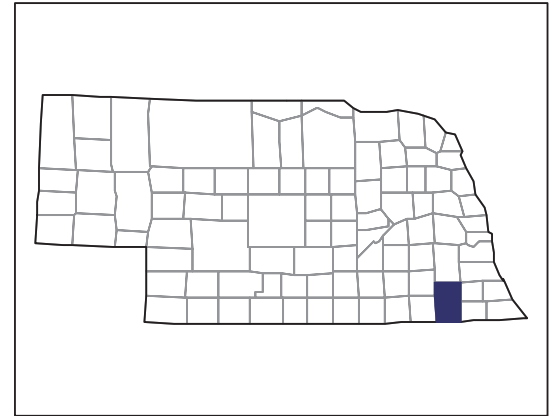
United States Department of Agriculture
National Agricultural Statistics Service

www.agcensus.usda.gov

2007 CENSUS OF AGRICULTURE

Gage County – Nebraska

Farms with Native Hawaiian or Other Pacific Islander Operators Compared with All Farms



Data are not available at this geographic level for farms with Native Hawaiian or Other Pacific Islander operators.



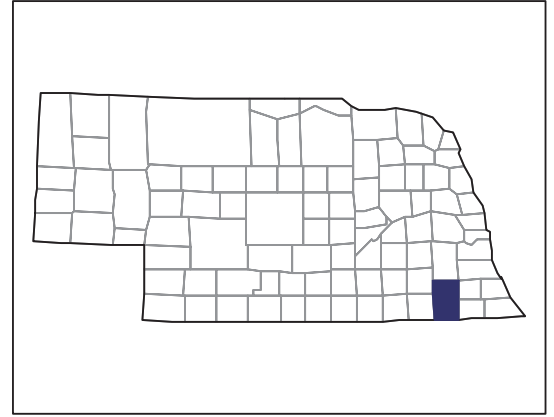
United States Department of Agriculture
National Agricultural Statistics Service

www.agcensus.usda.gov

2007 CENSUS OF AGRICULTURE

Gage County – Nebraska

Farms with White Operators Compared with All Farms



Data are not available at this geographic level for farms with White operators.



United States Department of Agriculture
National Agricultural Statistics Service

www.agcensus.usda.gov

