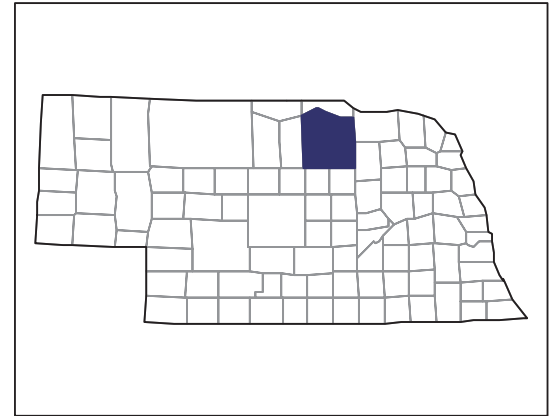


2007 CENSUS OF AGRICULTURE



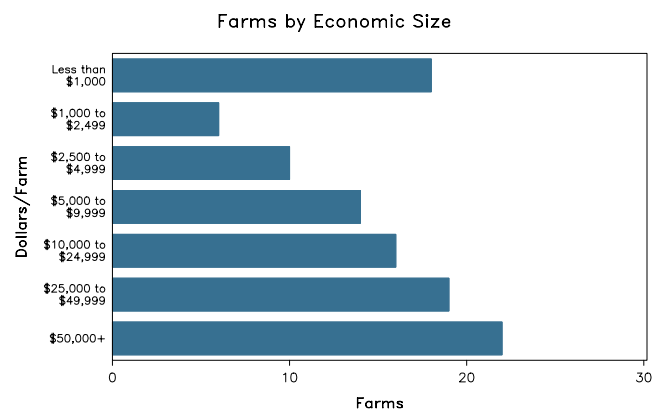
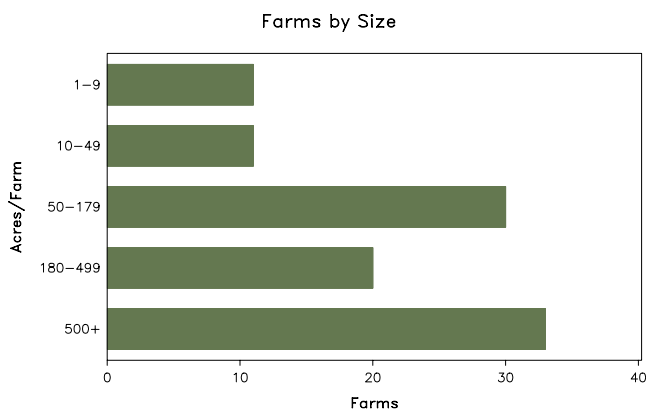
Holt County – Nebraska

Farms with Women Principal Operators Compared with All Farms

	Women Principal Operators	All Farms
Number of Farms	105	1,171
Land in Farms	92,508 acres	1,532,629 acres
Average Size of Farm	881 acres	1,309 acres
Market Value of Products Sold	\$9,914,000	\$373,623,000
Crop Sales	\$5,436,000	\$184,957,000
Livestock Sales	\$4,478,000	\$188,666,000
Average Per Farm	\$94,419	\$319,063
Government Payments	\$403,000	\$8,615,000
Average Per Farm Receiving Payments	\$8,577	\$12,688

See footnotes on reverse page.

Farms with Women Principal Operators



2007 CENSUS OF AGRICULTURE

Holt County – Nebraska Farms with Women Principal Operators

Selected Highlights

Item	Farms	Quantity
MARKET VALUE OF AGRICULTURAL PRODUCTS SOLD (\$1,000)		
Total value of agricultural products sold	105	9,914
Value of crops including nursery and greenhouse	42	5,436
Value of livestock, poultry, and their products	50	4,478
VALUE OF SALES BY COMMODITY GROUP (\$1,000)		
Grains, oilseeds, dry beans, and dry peas	19	(D)
Tobacco	-	-
Cotton and cottonseed	-	-
Vegetables, melons, potatoes and sweet potatoes	1	(D)
Fruits, tree nuts, and berries	-	-
Nursery, greenhouse, floriculture, and sod	3	(D)
Cut Christmas trees and short rotation woody crops	-	-
Other crops and hay	24	262
Poultry and eggs	3	(D)
Cattle and calves	40	4,432
Milk and other dairy products from cows	-	-
Hogs and pigs	-	-
Sheep, goats, and their products	6	(D)
Horses, ponies, mules, burros, and donkeys	8	23
Aquaculture	-	-
Other animals and other animal products	-	-
TOP CROP ITEMS (acres)		
Forage - land used for all hay and haylage, grass silage, and greenchop	43	11,901
Corn for grain	14	7,020
Soybeans for beans	10	1,725
Popcorn	2	(D)
Wheat for grain, all	5	427
TOP LIVESTOCK INVENTORY ITEMS (number)		
Cattle and calves	47	8,514
Goats, all	6	473
Horses and ponies	38	245
Sheep and lambs	4	165
Layers	3	57

Operator Characteristics

Item	Quantity
Primary occupation:	
Farming	56
Other	49
Days worked off farm:	
None	42
Any	63
Years on present farm:	
2 years or less	3
3 to 4 years	6
5 to 9 years	17
10 years or more	79
Age group:	
Under 45 years	20
45 to 64 years	58
65 years and over	27
Average age of principal operator (years)	56.1

Economic Characteristics

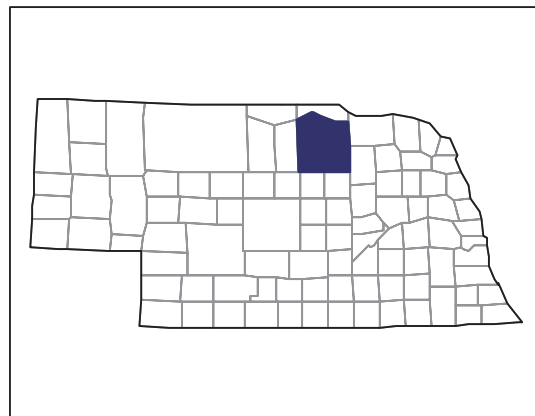
Item	Quantity
Farms by value of sales:	
Less than \$1,000	29
\$1,000 to \$2,499	7
\$2,500 to \$4,999	5
\$5,000 to \$9,999	10
\$10,000 to \$49,999	33
\$50,000 to \$99,999	5
\$100,000 to \$249,999	9
\$250,000 to \$499,999	5
\$500,000 or more	2
Total farm production expenses (\$1,000)	8,322
Average per farm (\$)	79,256
Net cash farm income of operation (\$1,000)	2,714
Average per farm (\$)	25,852
Value of agricultural products sold directly to individuals for human consumption (\$1,000)	(D)
Total organic product sales (\$1,000)	-
Total income from farm-related sources, gross before taxes and expenses (\$1,000)	719

See "Census of Agriculture, Volume 1, Geographic Area Series" for complete footnotes, explanations, definitions, and methodology.
(D) Cannot be disclosed. (Z) Less than half of the unit shown.

2007 CENSUS OF AGRICULTURE

Holt County – Nebraska

Farms with Spanish, Hispanic, or Latino Operators Compared with All Farms



Data are not available at this geographic level for farms with Spanish, Hispanic, or Latino operators.



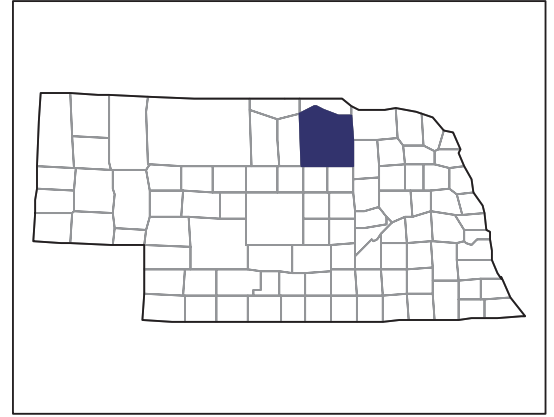
United States Department of Agriculture
National Agricultural Statistics Service

www.agcensus.usda.gov

2007 CENSUS OF AGRICULTURE

Holt County – Nebraska

Farms with American Indian or Alaska Native Operators Compared with All Farms



Data are not available at this geographic level for farms with American Indian or Alaska Native operators.



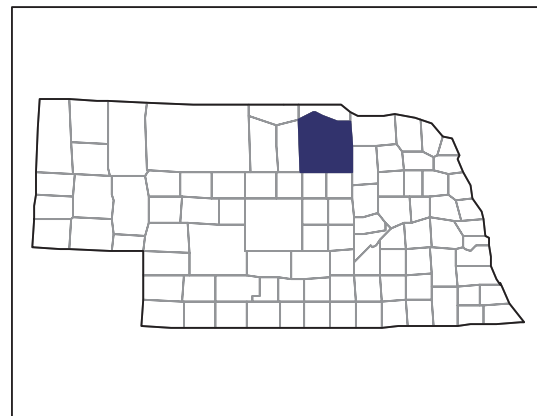
United States Department of Agriculture
National Agricultural Statistics Service

www.agcensus.usda.gov

2007 CENSUS OF AGRICULTURE

Holt County – Nebraska

Farms with Asian Operators
Compared with All Farms



Data are not available at this geographic level for farms with Asian operators.



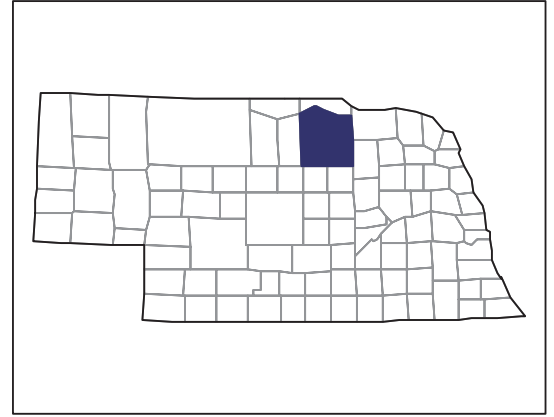
United States Department of Agriculture
National Agricultural Statistics Service

www.agcensus.usda.gov

2007 CENSUS OF AGRICULTURE

Holt County – Nebraska

Farms with Black or African American Operators Compared with All Farms



Data are not available at this geographic level for farms with Black or African American operators.



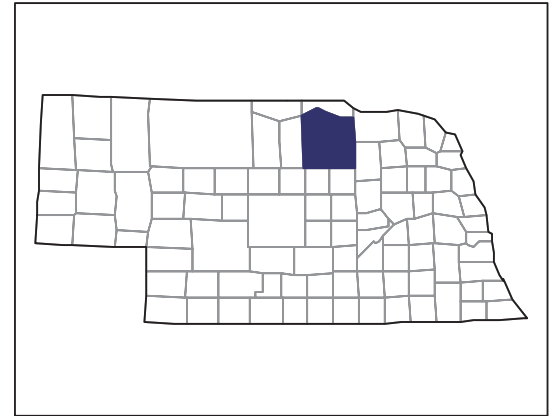
United States Department of Agriculture
National Agricultural Statistics Service

www.agcensus.usda.gov

2007 CENSUS OF AGRICULTURE

Holt County – Nebraska

Farms with Native Hawaiian or Other Pacific Islander Operators Compared with All Farms



Data are not available at this geographic level for farms with Native Hawaiian or Other Pacific Islander operators.



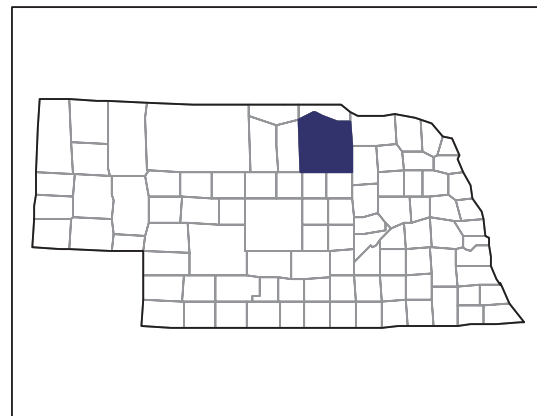
United States Department of Agriculture
National Agricultural Statistics Service

www.agcensus.usda.gov

2007 CENSUS OF AGRICULTURE

Holt County – Nebraska

Farms with White Operators
Compared with All Farms



Data are not available at this geographic level for farms with White operators.



United States Department of Agriculture
National Agricultural Statistics Service

www.agcensus.usda.gov

