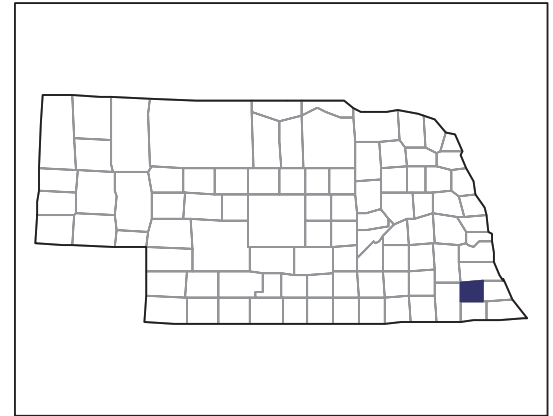


2007 CENSUS OF AGRICULTURE



Johnson County – Nebraska

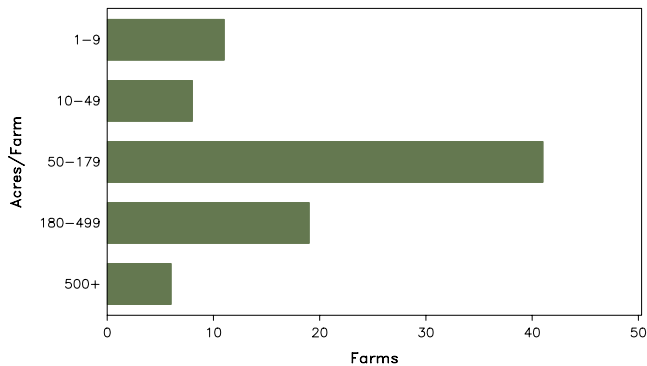
Farms with Women Principal Operators Compared with All Farms

	Women Principal Operators	All Farms
Number of Farms	85	541
Land in Farms	16,221 acres	175,500 acres
Average Size of Farm	191 acres	324 acres
Market Value of Products Sold	\$1,538,000	\$43,996,000
Crop Sales	\$1,280,000	\$25,015,000
Livestock Sales	\$258,000	\$18,981,000
Average Per Farm	\$18,091	\$81,323
Government Payments	\$528,000	\$3,804,000
Average Per Farm Receiving Payments	\$7,767	\$8,180

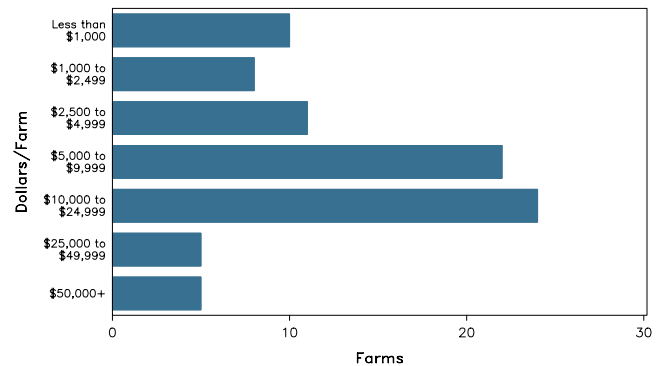
See footnotes on reverse page.

Farms with Women Principal Operators

Farms by Size



Farms by Economic Size



2007 CENSUS OF AGRICULTURE

Johnson County – Nebraska Farms with Women Principal Operators

Selected Highlights

Item	Farms	Quantity
MARKET VALUE OF AGRICULTURAL PRODUCTS SOLD (\$1,000)		
Total value of agricultural products sold	85	1,538
Value of crops including nursery and greenhouse	22	1,280
Value of livestock, poultry, and their products	22	258
VALUE OF SALES BY COMMODITY GROUP (\$1,000)		
Grains, oilseeds, dry beans, and dry peas	13	(D)
Tobacco	-	-
Cotton and cottonseed	-	-
Vegetables, melons, potatoes and sweet potatoes	2	(D)
Fruits, tree nuts, and berries	5	(D)
Nursery, greenhouse, floriculture, and sod	4	(D)
Cut Christmas trees and short rotation woody crops	-	-
Other crops and hay	7	4
Poultry and eggs	-	-
Cattle and calves	16	(D)
Milk and other dairy products from cows	-	-
Hogs and pigs	-	-
Sheep, goats, and their products	6	(D)
Horses, ponies, mules, burros, and donkeys	-	-
Aquaculture	-	-
Other animals and other animal products	-	-
TOP CROP ITEMS (acres)		
Corn for grain	11	1,970
Soybeans for beans	9	1,309
Wheat for grain, all	4	990
Forage - land used for all hay and haylage, grass silage, and greenchop	19	460
Sorghum for grain	1	(D)
TOP LIVESTOCK INVENTORY ITEMS (number)		
Cattle and calves	22	803
Goats, all	4	178
Horses and ponies	5	53
Sheep and lambs	2	(D)
Layers	2	(D)

Operator Characteristics

Item	Quantity
Primary occupation:	
Farming	17
Other	68
Days worked off farm:	
None	32
Any	53
Years on present farm:	
2 years or less	2
3 to 4 years	3
5 to 9 years	17
10 years or more	63
Age group:	
Under 45 years	7
45 to 64 years	38
65 years and over	40
Average age of principal operator (years)	63.8

Economic Characteristics

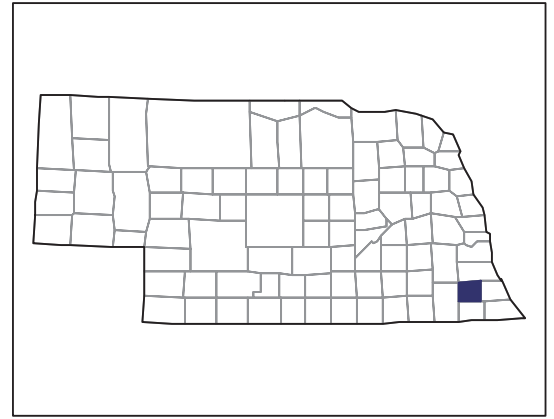
Item	Quantity
Farms by value of sales:	
Less than \$1,000	56
\$1,000 to \$2,499	4
\$2,500 to \$4,999	2
\$5,000 to \$9,999	12
\$10,000 to \$49,999	6
\$50,000 to \$99,999	-
\$100,000 to \$249,999	3
\$250,000 to \$499,999	2
\$500,000 or more	-
Total farm production expenses (\$1,000)	1,694
Average per farm (\$)	19,931
Net cash farm income of operation (\$1,000)	564
Average per farm (\$)	6,635
Value of agricultural products sold directly to individuals for human consumption (\$1,000)	7
Total organic product sales (\$1,000)	-
Total income from farm-related sources, gross before taxes and expenses (\$1,000)	192

See "Census of Agriculture, Volume 1, Geographic Area Series" for complete footnotes, explanations, definitions, and methodology.
(D) Cannot be disclosed. (Z) Less than half of the unit shown.

2007 CENSUS OF AGRICULTURE

Johnson County – Nebraska

Farms with Spanish, Hispanic, or Latino Operators Compared with All Farms



Data are not available at this geographic level for farms with Spanish, Hispanic, or Latino operators.



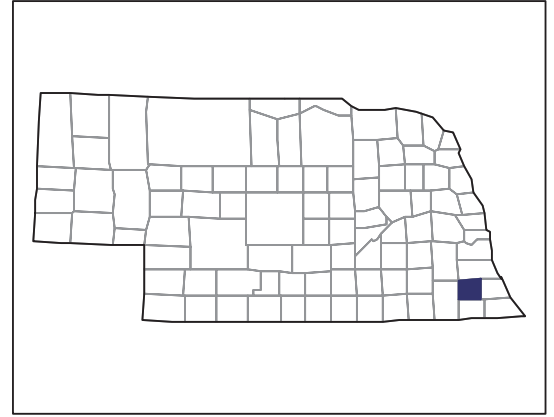
United States Department of Agriculture
National Agricultural Statistics Service

www.agcensus.usda.gov

2007 CENSUS OF AGRICULTURE

Johnson County – Nebraska

Farms with American Indian or Alaska Native Operators Compared with All Farms



Data are not available at this geographic level for farms with American Indian or Alaska Native operators.



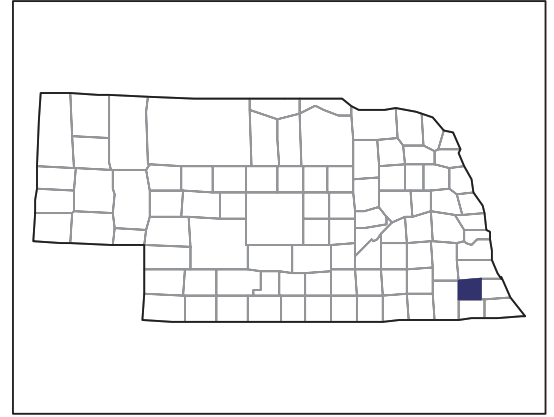
United States Department of Agriculture
National Agricultural Statistics Service

www.agcensus.usda.gov

2007 CENSUS *OF* AGRICULTURE

Johnson County – Nebraska

**Farms with Asian Operators
Compared with All Farms**



Data are not available at this geographic level for farms with Asian operators.



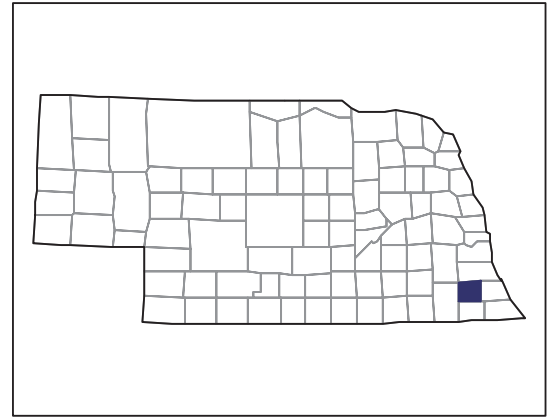
United States Department of Agriculture
National Agricultural Statistics Service

www.agcensus.usda.gov

2007 CENSUS *OF* AGRICULTURE

Johnson County – Nebraska

Farms with Black or African American Operators Compared with All Farms



Data are not available at this geographic level for farms with Black or African American operators.



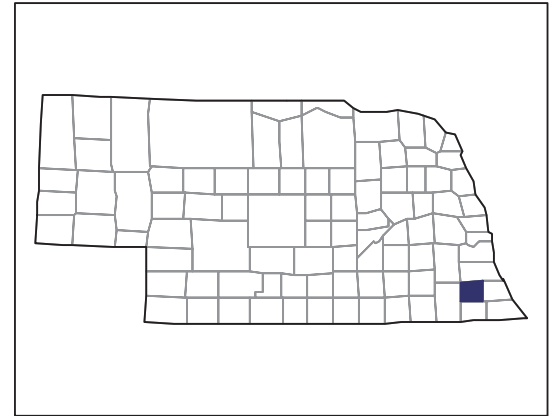
United States Department of Agriculture
National Agricultural Statistics Service

www.agcensus.usda.gov

2007 CENSUS OF AGRICULTURE

Johnson County – Nebraska

Farms with Native Hawaiian or Other Pacific Islander Operators Compared with All Farms



Data are not available at this geographic level for farms with Native Hawaiian or Other Pacific Islander operators.



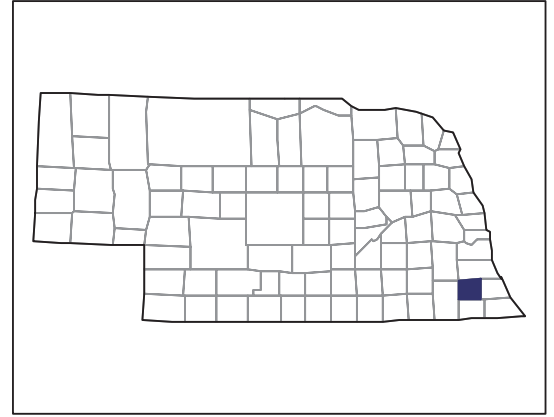
United States Department of Agriculture
National Agricultural Statistics Service

www.agcensus.usda.gov

2007 CENSUS *OF* AGRICULTURE

Johnson County – Nebraska

Farms with White Operators Compared with All Farms



Data are not available at this geographic level for farms with White operators.



United States Department of Agriculture
National Agricultural Statistics Service

www.agcensus.usda.gov

