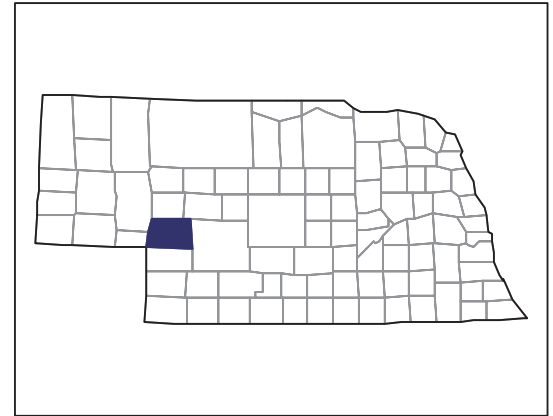


2007 CENSUS OF AGRICULTURE



Keith County – Nebraska

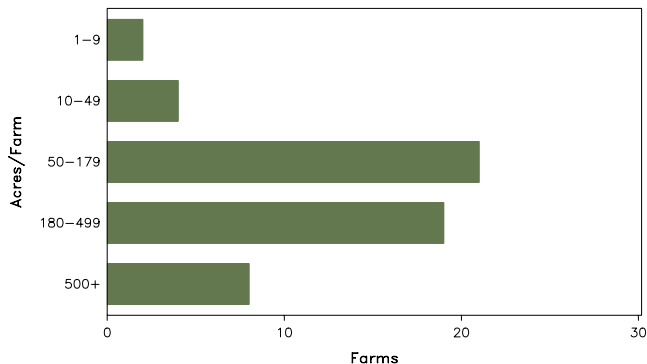
Farms with Women Principal Operators Compared with All Farms

	Women Principal Operators	All Farms
Number of Farms	54	398
Land in Farms	26,299 acres	581,567 acres
Average Size of Farm	487 acres	1,461 acres
Market Value of Products Sold	\$1,281,000	\$142,131,000
Crop Sales	\$835,000	\$82,043,000
Livestock Sales	\$446,000	\$60,087,000
Average Per Farm	\$23,720	\$357,112
Government Payments	\$336,000	\$3,319,000
Average Per Farm Receiving Payments	\$7,631	\$12,113

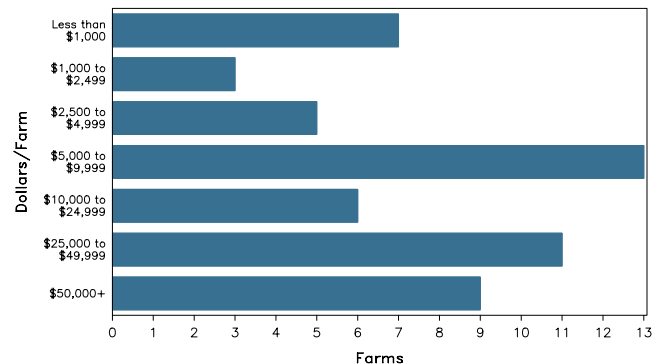
See footnotes on reverse page.

Farms with Women Principal Operators

Farms by Size



Farms by Economic Size



2007 CENSUS OF AGRICULTURE

Keith County – Nebraska Farms with Women Principal Operators

Selected Highlights

Item	Farms	Quantity
MARKET VALUE OF AGRICULTURAL PRODUCTS SOLD (\$1,000)		
Total value of agricultural products sold	54	1,281
Value of crops including nursery and greenhouse	17	835
Value of livestock, poultry, and their products	11	446
VALUE OF SALES BY COMMODITY GROUP (\$1,000)		
Grains, oilseeds, dry beans, and dry peas	13	716
Tobacco	-	-
Cotton and cottonseed	-	-
Vegetables, melons, potatoes and sweet potatoes	-	-
Fruits, tree nuts, and berries	-	-
Nursery, greenhouse, floriculture, and sod	1	(D)
Cut Christmas trees and short rotation woody crops	2	(D)
Other crops and hay	4	(D)
Poultry and eggs	2	(D)
Cattle and calves	8	(D)
Milk and other dairy products from cows	-	-
Hogs and pigs	-	-
Sheep, goats, and their products	-	-
Horses, ponies, mules, burros, and donkeys	1	(D)
Aquaculture	-	-
Other animals and other animal products	-	-
TOP CROP ITEMS (acres)		
Wheat for grain, all	11	1,365
Corn for grain	8	1,160
Forage - land used for all hay and haylage, grass silage, and greenchop	6	642
Proso millet	2	(D)
Cut Christmas trees	2	(D)
TOP LIVESTOCK INVENTORY ITEMS (number)		
Cattle and calves	11	1,059
Layers	2	(D)
Horses and ponies	9	55
Broilers and other meat-type chickens	1	(D)
Mules, burros, and donkeys	4	(D)

Operator Characteristics

Item	Quantity
Primary occupation:	
Farming	15
Other	39
Days worked off farm:	
None	26
Any	28
Years on present farm:	
2 years or less	1
3 to 4 years	3
5 to 9 years	7
10 years or more	43
Age group:	
Under 45 years	3
45 to 64 years	25
65 years and over	26
Average age of principal operator (years)	63.1

Economic Characteristics

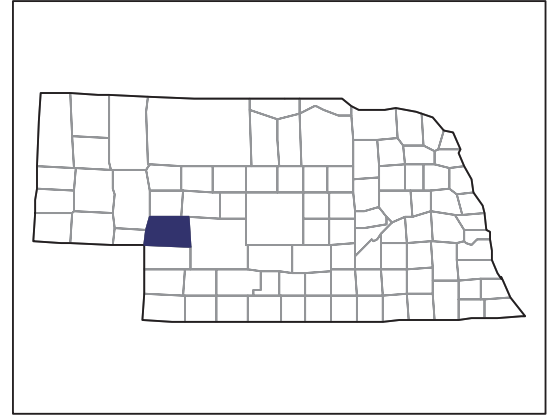
Item	Quantity
Farms by value of sales:	
Less than \$1,000	33
\$1,000 to \$2,499	-
\$2,500 to \$4,999	1
\$5,000 to \$9,999	1
\$10,000 to \$49,999	10
\$50,000 to \$99,999	5
\$100,000 to \$249,999	4
\$250,000 to \$499,999	-
\$500,000 or more	-
Total farm production expenses (\$1,000)	1,584
Average per farm (\$)	29,334
Net cash farm income of operation (\$1,000)	627
Average per farm (\$)	11,617
Value of agricultural products sold directly to individuals for human consumption (\$1,000)	-
Total organic product sales (\$1,000)	-
Total income from farm-related sources, gross before taxes and expenses (\$1,000)	595

See "Census of Agriculture, Volume 1, Geographic Area Series" for complete footnotes, explanations, definitions, and methodology.
(D) Cannot be disclosed. (Z) Less than half of the unit shown.

2007 CENSUS OF AGRICULTURE

Keith County – Nebraska

Farms with Spanish, Hispanic, or Latino Operators Compared with All Farms



Data are not available at this geographic level for farms with Spanish, Hispanic, or Latino operators.



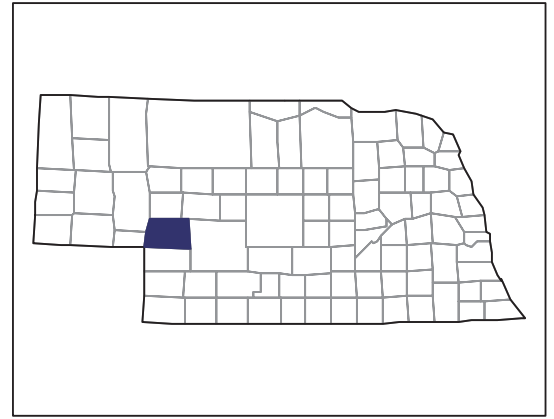
United States Department of Agriculture
National Agricultural Statistics Service

www.agcensus.usda.gov

2007 CENSUS OF AGRICULTURE

Keith County – Nebraska

Farms with American Indian or Alaska Native Operators Compared with All Farms



Data are not available at this geographic level for farms with American Indian or Alaska Native operators.



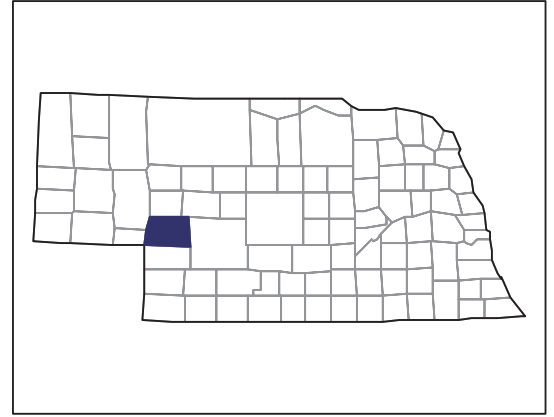
United States Department of Agriculture
National Agricultural Statistics Service

www.agcensus.usda.gov

2007 CENSUS *OF* AGRICULTURE

Keith County – Nebraska

**Farms with Asian Operators
Compared with All Farms**



Data are not available at this geographic level for farms with Asian operators.



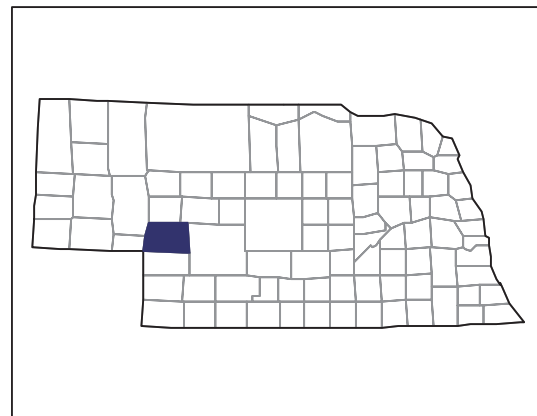
United States Department of Agriculture
National Agricultural Statistics Service

www.agcensus.usda.gov

2007 CENSUS *OF* AGRICULTURE

Keith County – Nebraska

**Farms with Black or African American
Operators Compared with All Farms**



Data are not available at this geographic level for farms with Black or African American operators.



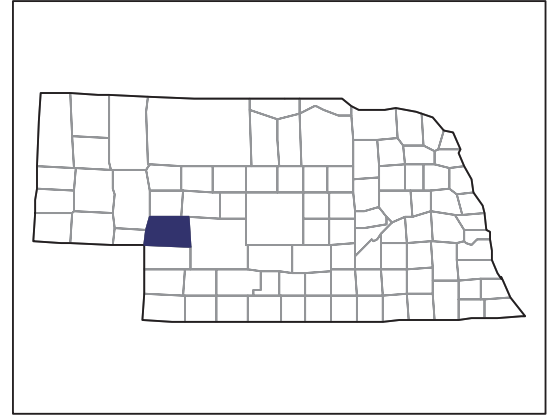
United States Department of Agriculture
National Agricultural Statistics Service

www.agcensus.usda.gov

2007 CENSUS OF AGRICULTURE

Keith County – Nebraska

Farms with Native Hawaiian or Other Pacific Islander Operators Compared with All Farms



Data are not available at this geographic level for farms with Native Hawaiian or Other Pacific Islander operators.



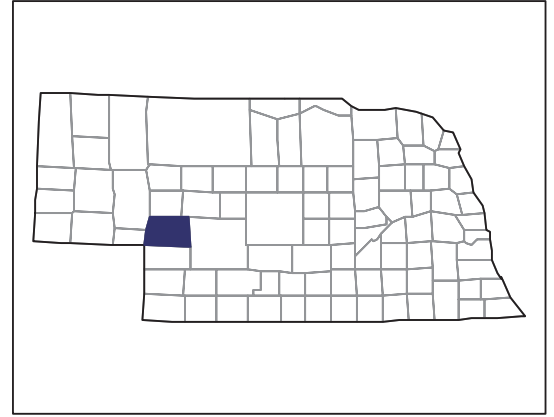
United States Department of Agriculture
National Agricultural Statistics Service

www.agcensus.usda.gov

2007 CENSUS OF AGRICULTURE

Keith County – Nebraska

Farms with White Operators Compared with All Farms



Data are not available at this geographic level for farms with White operators.



United States Department of Agriculture
National Agricultural Statistics Service

www.agcensus.usda.gov

