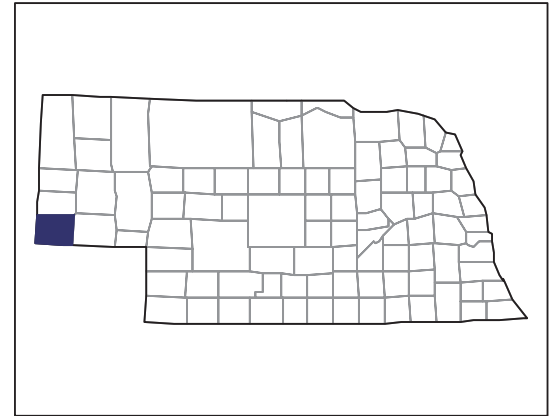


2007 CENSUS OF AGRICULTURE



Kimball County – Nebraska

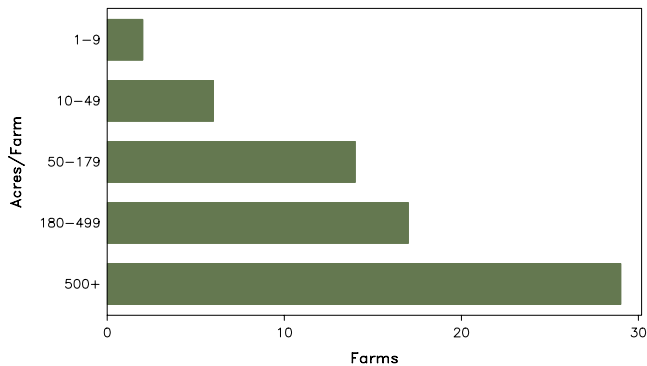
Farms with Women Principal Operators Compared with All Farms

	Women Principal Operators	All Farms
Number of Farms	68	372
Land in Farms	35,044 acres	527,611 acres
Average Size of Farm	515 acres	1,418 acres
Market Value of Products Sold	\$980,000	\$35,788,000
Crop Sales	\$527,000	\$28,732,000
Livestock Sales	\$453,000	\$7,056,000
Average Per Farm	\$14,412	\$96,204
Government Payments	\$641,000	\$4,869,000
Average Per Farm Receiving Payments	\$12,091	\$15,964

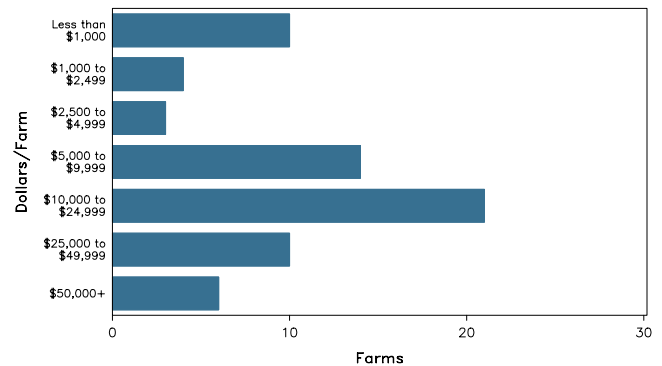
See footnotes on reverse page.

Farms with Women Principal Operators

Farms by Size



Farms by Economic Size



2007 CENSUS OF AGRICULTURE

Kimball County – Nebraska Farms with Women Principal Operators

Selected Highlights

Item	Farms	Quantity
MARKET VALUE OF AGRICULTURAL PRODUCTS SOLD (\$1,000)		
Total value of agricultural products sold	68	980
Value of crops including nursery and greenhouse	10	527
Value of livestock, poultry, and their products	19	453
VALUE OF SALES BY COMMODITY GROUP (\$1,000)		
Grains, oilseeds, dry beans, and dry peas	10	(D)
Tobacco	-	-
Cotton and cottonseed	-	-
Vegetables, melons, potatoes and sweet potatoes	-	-
Fruits, tree nuts, and berries	-	-
Nursery, greenhouse, floriculture, and sod	1	(D)
Cut Christmas trees and short rotation woody crops	-	-
Other crops and hay	3	(D)
Poultry and eggs	3	(D)
Cattle and calves	10	396
Milk and other dairy products from cows	-	-
Hogs and pigs	2	(D)
Sheep, goats, and their products	7	(D)
Horses, ponies, mules, burros, and donkeys	6	26
Aquaculture	-	-
Other animals and other animal products	2	(D)
TOP CROP ITEMS (acres)		
Wheat for grain, all	10	2,749
Forage - land used for all hay and haylage, grass silage, and greenchop	6	831
TOP LIVESTOCK INVENTORY ITEMS (number)		
Cattle and calves	12	670
Goats, all	11	422
Horses and ponies	16	111
Layers	4	84
Sheep and lambs	3	38

Operator Characteristics

Item	Quantity
Primary occupation:	
Farming	33
Other	35
Days worked off farm:	
None	32
Any	36
Years on present farm:	
2 years or less	6
3 to 4 years	-
5 to 9 years	18
10 years or more	44
Age group:	
Under 45 years	7
45 to 64 years	25
65 years and over	36
Average age of principal operator (years)	65.3

Economic Characteristics

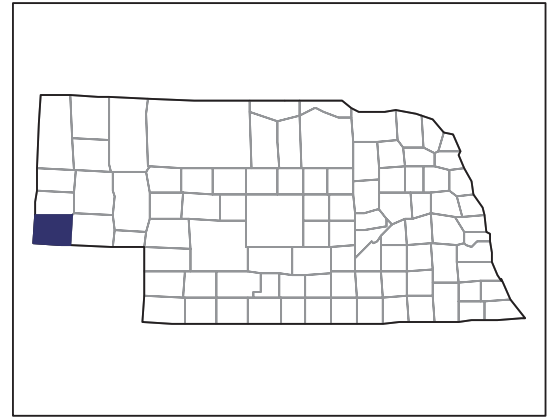
Item	Quantity
Farms by value of sales:	
Less than \$1,000	45
\$1,000 to \$2,499	2
\$2,500 to \$4,999	3
\$5,000 to \$9,999	5
\$10,000 to \$49,999	7
\$50,000 to \$99,999	3
\$100,000 to \$249,999	3
\$250,000 to \$499,999	-
\$500,000 or more	-
Total farm production expenses (\$1,000)	1,454
Average per farm (\$)	21,387
Net cash farm income of operation (\$1,000)	443
Average per farm (\$)	6,517
Value of agricultural products sold directly to individuals for human consumption (\$1,000)	-
Total organic product sales (\$1,000)	-
Total income from farm-related sources, gross before taxes and expenses (\$1,000)	277

See "Census of Agriculture, Volume 1, Geographic Area Series" for complete footnotes, explanations, definitions, and methodology.
(D) Cannot be disclosed. (Z) Less than half of the unit shown.

2007 CENSUS OF AGRICULTURE

Kimball County – Nebraska

Farms with Spanish, Hispanic, or Latino Operators Compared with All Farms



Data are not available at this geographic level for farms with Spanish, Hispanic, or Latino operators.



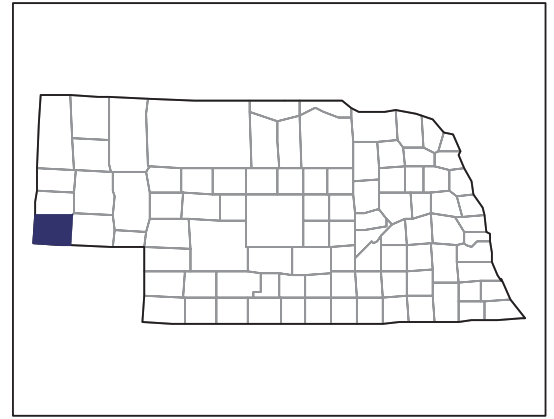
United States Department of Agriculture
National Agricultural Statistics Service

www.agcensus.usda.gov

2007 CENSUS OF AGRICULTURE

Kimball County – Nebraska

Farms with American Indian or Alaska Native Operators Compared with All Farms



Data are not available at this geographic level for farms with American Indian or Alaska Native operators.



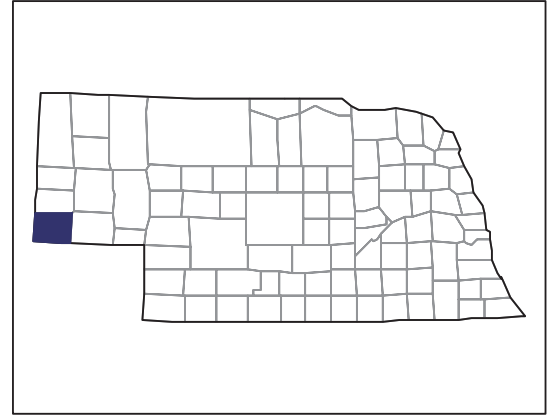
United States Department of Agriculture
National Agricultural Statistics Service

www.agcensus.usda.gov

2007 CENSUS OF AGRICULTURE

Kimball County – Nebraska

**Farms with Asian Operators
Compared with All Farms**



Data are not available at this geographic level for farms with Asian operators.



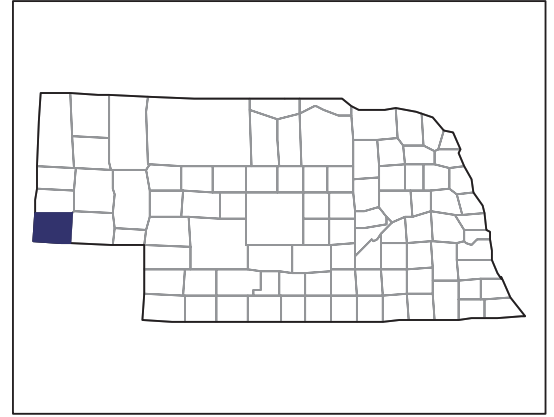
United States Department of Agriculture
National Agricultural Statistics Service

www.agcensus.usda.gov

2007 CENSUS OF AGRICULTURE

Kimball County – Nebraska

Farms with Black or African American Operators Compared with All Farms



Data are not available at this geographic level for farms with Black or African American operators.



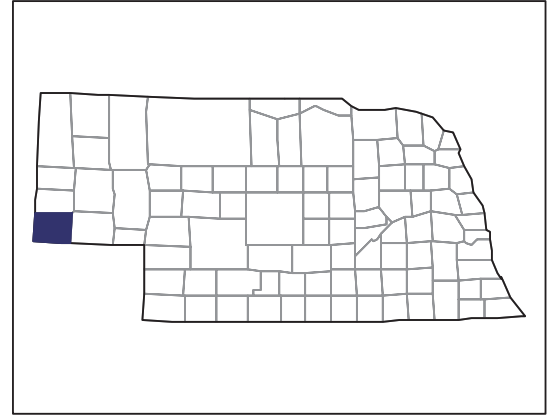
United States Department of Agriculture
National Agricultural Statistics Service

www.agcensus.usda.gov

2007 CENSUS *OF* AGRICULTURE

Kimball County – Nebraska

Farms with Native Hawaiian or Other Pacific Islander Operators Compared with All Farms



Data are not available at this geographic level for farms with Native Hawaiian or Other Pacific Islander operators.



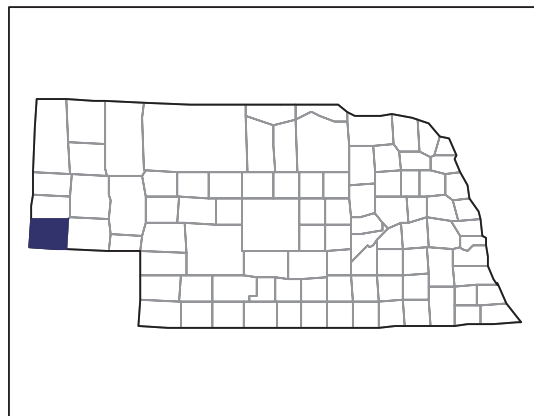
United States Department of Agriculture
National Agricultural Statistics Service

www.agcensus.usda.gov

2007 CENSUS OF AGRICULTURE

Kimball County – Nebraska

Farms with White Operators Compared with All Farms



Data are not available at this geographic level for farms with White operators.



United States Department of Agriculture
National Agricultural Statistics Service

www.agcensus.usda.gov

