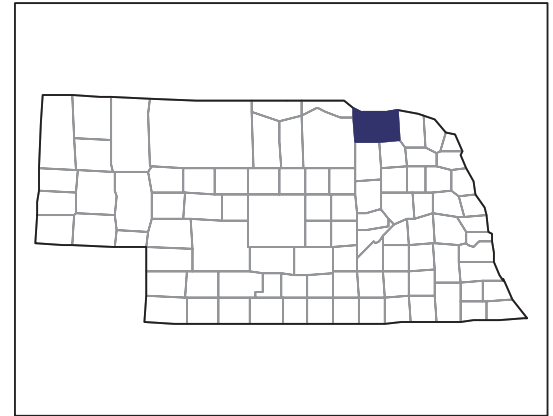


2007 CENSUS OF AGRICULTURE



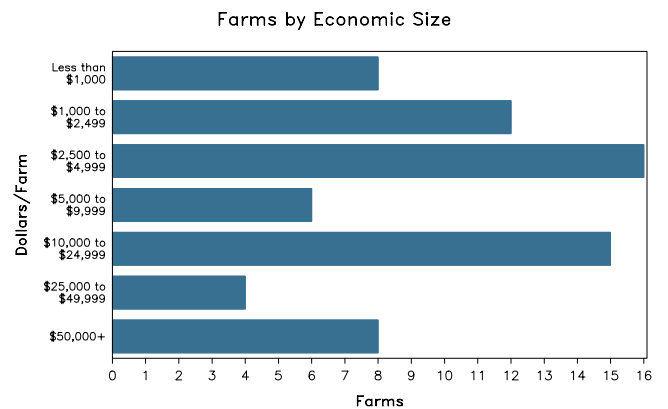
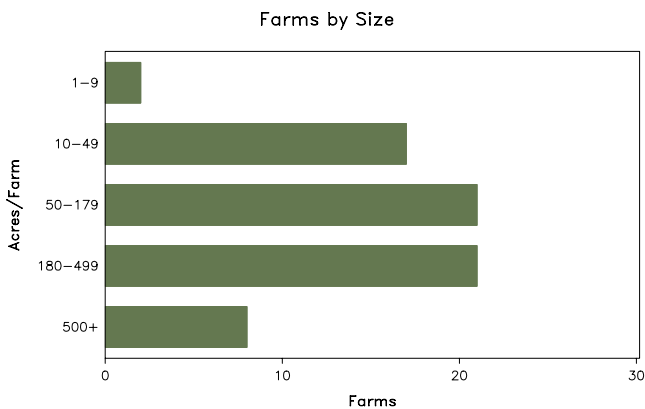
Knox County – Nebraska

Farms with Women Principal Operators Compared with All Farms

	Women Principal Operators	All Farms
Number of Farms	69	863
Land in Farms	19,687 acres	536,457 acres
Average Size of Farm	285 acres	622 acres
Market Value of Products Sold	\$2,116,000	\$226,546,000
Crop Sales	\$686,000	\$64,420,000
Livestock Sales	\$1,430,000	\$162,126,000
Average Per Farm	\$30,668	\$262,510
Government Payments	\$191,000	\$4,976,000
Average Per Farm Receiving Payments	\$4,151	\$7,307

See footnotes on reverse page.

Farms with Women Principal Operators



2007 CENSUS OF AGRICULTURE

Knox County – Nebraska Farms with Women Principal Operators

Selected Highlights

Item	Farms	Quantity
MARKET VALUE OF AGRICULTURAL PRODUCTS SOLD (\$1,000)		
Total value of agricultural products sold	69	2,116
Value of crops including nursery and greenhouse	24	686
Value of livestock, poultry, and their products	32	1,430
VALUE OF SALES BY COMMODITY GROUP (\$1,000)		
Grains, oilseeds, dry beans, and dry peas	17	530
Tobacco	-	-
Cotton and cottonseed	-	-
Vegetables, melons, potatoes and sweet potatoes	-	-
Fruits, tree nuts, and berries	-	-
Nursery, greenhouse, floriculture, and sod	-	-
Cut Christmas trees and short rotation woody crops	-	-
Other crops and hay	13	156
Poultry and eggs	7	2
Cattle and calves	27	(D)
Milk and other dairy products from cows	-	-
Hogs and pigs	4	(D)
Sheep, goats, and their products	13	44
Horses, ponies, mules, burros, and donkeys	2	(D)
Aquaculture	-	-
Other animals and other animal products	2	(D)
TOP CROP ITEMS (acres)		
Forage - land used for all hay and haylage, grass silage, and greenchop	23	2,070
Corn for grain	15	1,611
Soybeans for beans	7	540
Corn for silage or greenchop	4	116
Sorghum for grain	1	(D)
TOP LIVESTOCK INVENTORY ITEMS (number)		
Cattle and calves	30	2,075
Sheep and lambs	10	555
Hogs and pigs	5	291
Layers	10	136
Ducks	5	122

Operator Characteristics

Item	Quantity
Primary occupation:	
Farming	36
Other	33
Days worked off farm:	
None	35
Any	34
Years on present farm:	
2 years or less	3
3 to 4 years	4
5 to 9 years	12
10 years or more	50
Age group:	
Under 45 years	10
45 to 64 years	21
65 years and over	38
Average age of principal operator (years)	64.3

Economic Characteristics

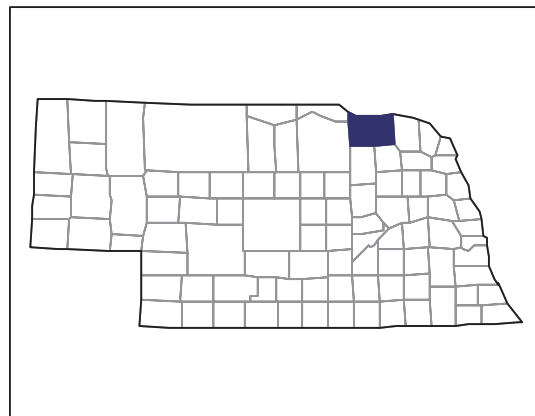
Item	Quantity
Farms by value of sales:	
Less than \$1,000	32
\$1,000 to \$2,499	4
\$2,500 to \$4,999	7
\$5,000 to \$9,999	2
\$10,000 to \$49,999	16
\$50,000 to \$99,999	3
\$100,000 to \$249,999	2
\$250,000 to \$499,999	2
\$500,000 or more	1
Total farm production expenses (\$1,000)	1,469
Average per farm (\$)	21,292
Net cash farm income of operation (\$1,000)	1,196
Average per farm (\$)	17,328
Value of agricultural products sold directly to individuals for human consumption (\$1,000)	-
Total organic product sales (\$1,000)	-
Total income from farm-related sources, gross before taxes and expenses (\$1,000)	358

See "Census of Agriculture, Volume 1, Geographic Area Series" for complete footnotes, explanations, definitions, and methodology.
(D) Cannot be disclosed. (Z) Less than half of the unit shown.

2007 CENSUS OF AGRICULTURE

Knox County – Nebraska

Farms with Spanish, Hispanic, or Latino Operators Compared with All Farms



Data are not available at this geographic level for farms with Spanish, Hispanic, or Latino operators.



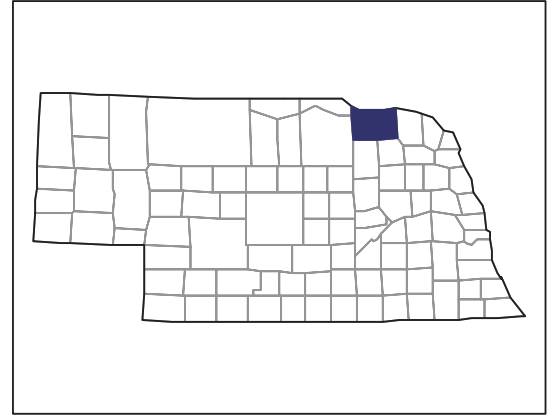
United States Department of Agriculture
National Agricultural Statistics Service

www.agcensus.usda.gov

2007 CENSUS OF AGRICULTURE

Knox County – Nebraska

Farms with American Indian or Alaska Native Operators Compared with All Farms



Data are not available at this geographic level for farms with American Indian or Alaska Native operators.



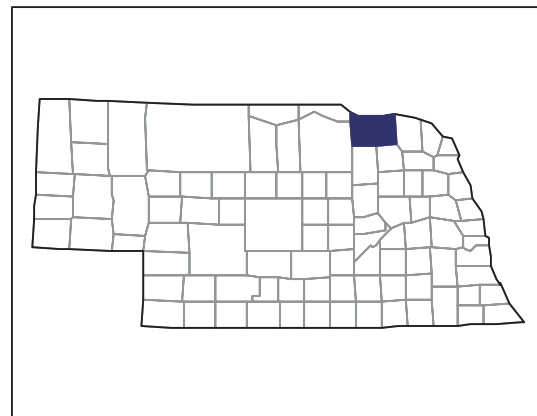
United States Department of Agriculture
National Agricultural Statistics Service

www.agcensus.usda.gov

2007 CENSUS OF AGRICULTURE

Knox County – Nebraska

Farms with Asian Operators Compared with All Farms



Data are not available at this geographic level for farms with Asian operators.



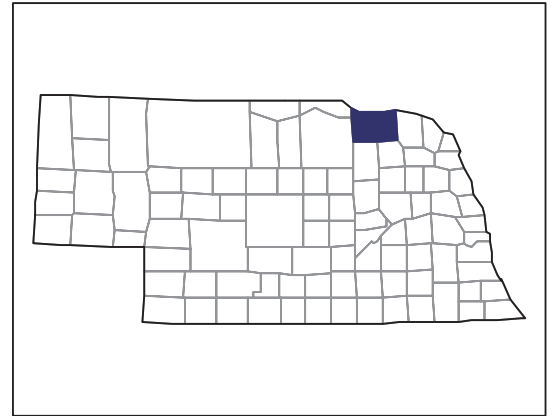
United States Department of Agriculture
National Agricultural Statistics Service

www.agcensus.usda.gov

2007 CENSUS OF AGRICULTURE

Knox County – Nebraska

Farms with Black or African American Operators Compared with All Farms



Data are not available at this geographic level for farms with Black or African American operators.



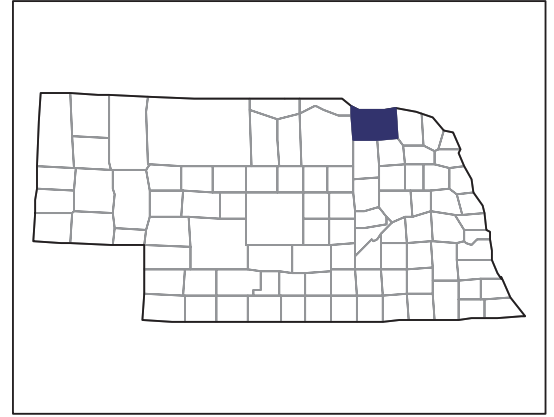
United States Department of Agriculture
National Agricultural Statistics Service

www.agcensus.usda.gov

2007 CENSUS OF AGRICULTURE

Knox County – Nebraska

Farms with Native Hawaiian or Other Pacific Islander Operators Compared with All Farms



Data are not available at this geographic level for farms with Native Hawaiian or Other Pacific Islander operators.



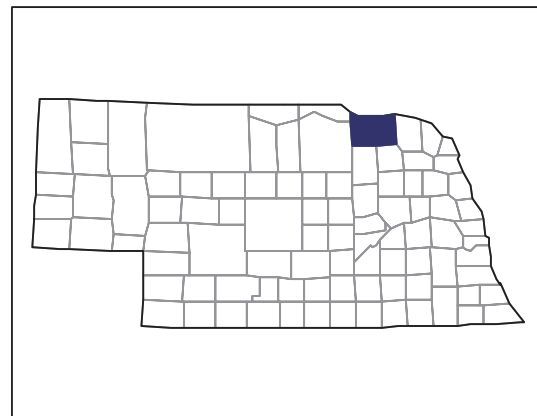
United States Department of Agriculture
National Agricultural Statistics Service

www.agcensus.usda.gov

2007 CENSUS OF AGRICULTURE

Knox County – Nebraska

Farms with White Operators Compared with All Farms



Data are not available at this geographic level for farms with White operators.



United States Department of Agriculture
National Agricultural Statistics Service

www.agcensus.usda.gov

