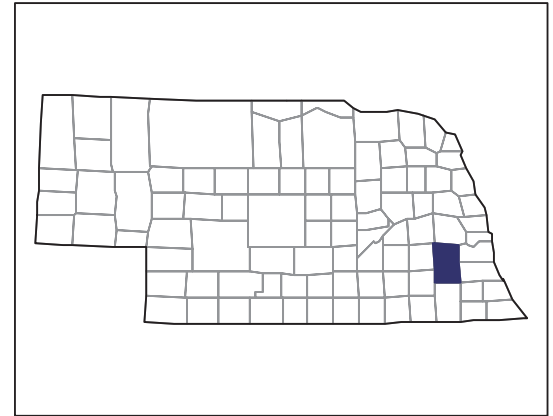


2007 CENSUS OF AGRICULTURE



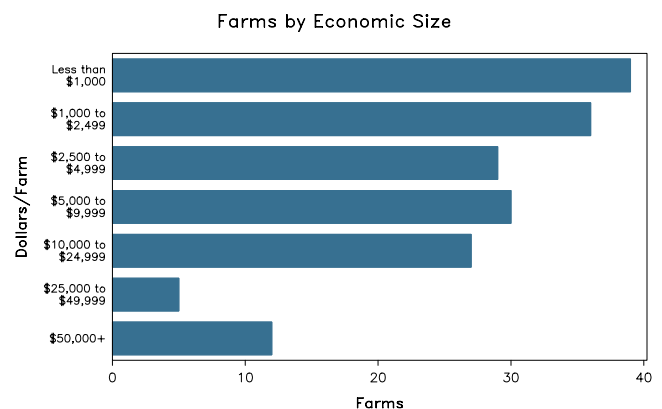
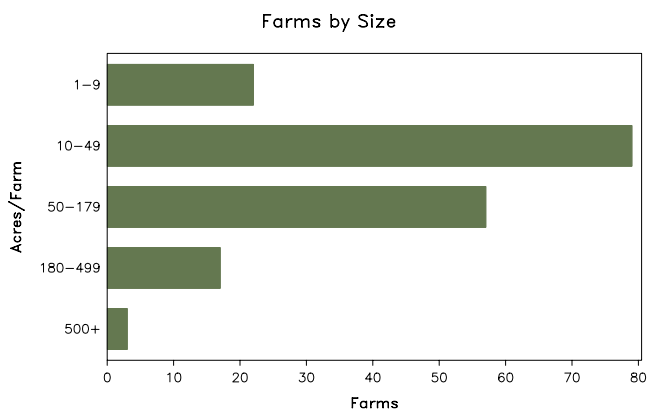
Lancaster County – Nebraska

Farms with Women Principal Operators Compared with All Farms

	Women Principal Operators	All Farms
Number of Farms	178	1,698
Land in Farms	14,746 acres	421,409 acres
Average Size of Farm	83 acres	248 acres
Market Value of Products Sold	\$1,663,000	\$125,910,000
Crop Sales	\$1,285,000	\$98,824,000
Livestock Sales	\$378,000	\$27,085,000
Average Per Farm	\$9,345	\$74,152
Government Payments	\$427,000	\$6,864,000
Average Per Farm Receiving Payments	\$4,183	\$6,048

See footnotes on reverse page.

Farms with Women Principal Operators



2007 CENSUS OF AGRICULTURE

Lancaster County – Nebraska Farms with Women Principal Operators

Selected Highlights

Item	Farms	Quantity
MARKET VALUE OF AGRICULTURAL PRODUCTS SOLD (\$1,000)		
Total value of agricultural products sold	178	1,663
Value of crops including nursery and greenhouse	78	1,285
Value of livestock, poultry, and their products	51	378
VALUE OF SALES BY COMMODITY GROUP (\$1,000)		
Grains, oilseeds, dry beans, and dry peas	28	(D)
Tobacco	-	-
Cotton and cottonseed	-	-
Vegetables, melons, potatoes and sweet potatoes	5	(D)
Fruits, tree nuts, and berries	2	(D)
Nursery, greenhouse, floriculture, and sod	10	145
Cut Christmas trees and short rotation woody crops	-	-
Other crops and hay	55	119
Poultry and eggs	17	9
Cattle and calves	23	(D)
Milk and other dairy products from cows	-	-
Hogs and pigs	2	(D)
Sheep, goats, and their products	6	14
Horses, ponies, mules, burros, and donkeys	16	(D)
Aquaculture	-	-
Other animals and other animal products	1	(D)
TOP CROP ITEMS (acres)		
Forage - land used for all hay and haylage, grass silage, and greenchop	93	1,727
Soybeans for beans	23	1,546
Corn for grain	21	1,439
Wheat for grain, all	4	65
Walnuts, English	2	(D)
TOP LIVESTOCK INVENTORY ITEMS (number)		
Hogs and pigs	2	(D)
Horses and ponies	59	513
Cattle and calves	25	490
Layers	16	309
Ducks	13	129

Operator Characteristics

Item	Quantity
Primary occupation:	
Farming	69
Other	109
Days worked off farm:	
None	60
Any	118
Years on present farm:	
2 years or less	10
3 to 4 years	10
5 to 9 years	19
10 years or more	139
Age group:	
Under 45 years	24
45 to 64 years	99
65 years and over	55
Average age of principal operator (years)	59.1

Economic Characteristics

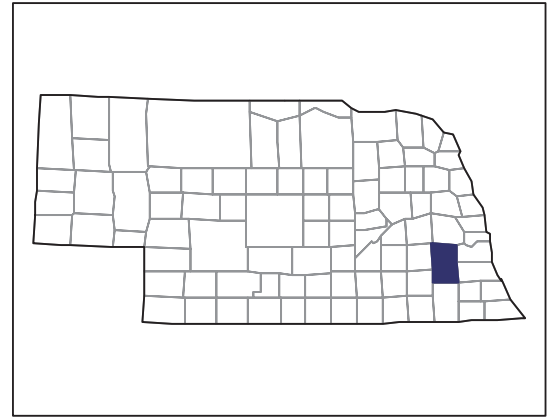
Item	Quantity
Farms by value of sales:	
Less than \$1,000	90
\$1,000 to \$2,499	22
\$2,500 to \$4,999	19
\$5,000 to \$9,999	12
\$10,000 to \$49,999	23
\$50,000 to \$99,999	8
\$100,000 to \$249,999	4
\$250,000 to \$499,999	-
\$500,000 or more	-
Total farm production expenses (\$1,000)	2,553
Average per farm (\$)	14,341
Net cash farm income of operation (\$1,000)	328
Average per farm (\$)	1,843
Value of agricultural products sold directly to individuals for human consumption (\$1,000)	16
Total organic product sales (\$1,000)	23
Total income from farm-related sources, gross before taxes and expenses (\$1,000)	791

See "Census of Agriculture, Volume 1, Geographic Area Series" for complete footnotes, explanations, definitions, and methodology.
(D) Cannot be disclosed. (Z) Less than half of the unit shown.

2007 CENSUS OF AGRICULTURE

Lancaster County – Nebraska

Farms with Spanish, Hispanic, or Latino Operators Compared with All Farms



Data are not available at this geographic level for farms with Spanish, Hispanic, or Latino operators.



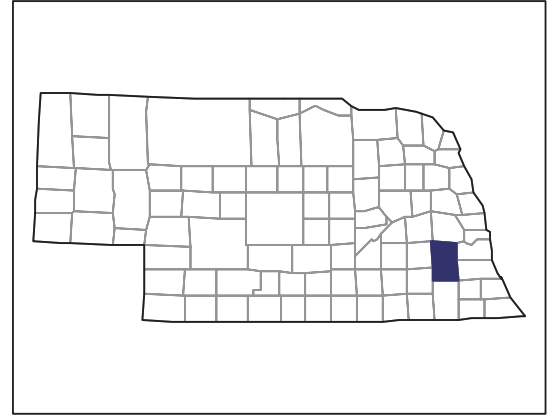
United States Department of Agriculture
National Agricultural Statistics Service

www.agcensus.usda.gov

2007 CENSUS OF AGRICULTURE

Lancaster County – Nebraska

Farms with American Indian or Alaska Native Operators Compared with All Farms



Data are not available at this geographic level for farms with American Indian or Alaska Native operators.



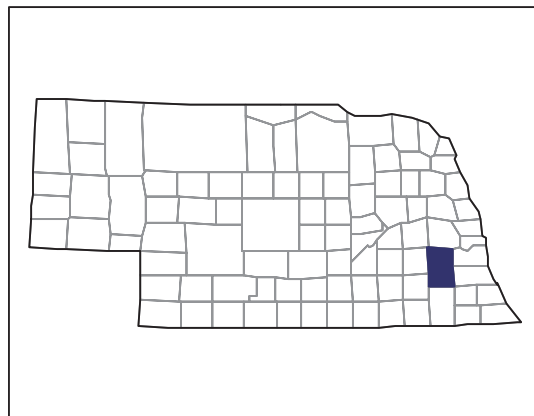
United States Department of Agriculture
National Agricultural Statistics Service

www.agcensus.usda.gov

2007 CENSUS OF AGRICULTURE

Lancaster County – Nebraska

Farms with Asian Operators
Compared with All Farms



Data are not available at this geographic level for farms with Asian operators.



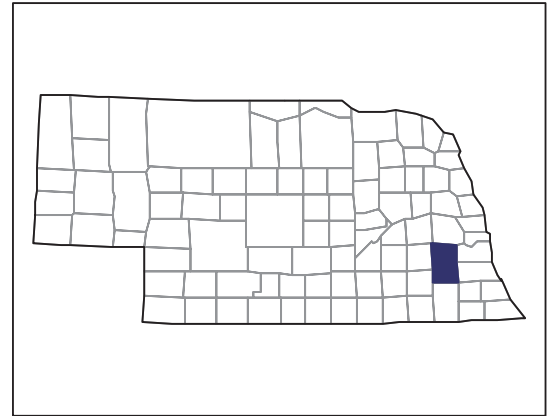
United States Department of Agriculture
National Agricultural Statistics Service

www.agcensus.usda.gov

2007 CENSUS OF AGRICULTURE

Lancaster County – Nebraska

Farms with Black or African American Operators Compared with All Farms



Data are not available at this geographic level for farms with Black or African American operators.



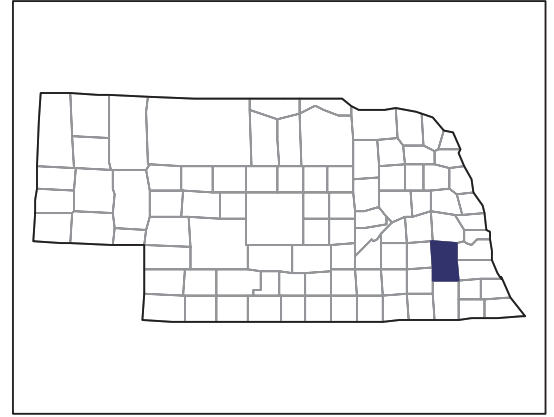
United States Department of Agriculture
National Agricultural Statistics Service

www.agcensus.usda.gov

2007 CENSUS OF AGRICULTURE

Lancaster County – Nebraska

Farms with Native Hawaiian or Other Pacific Islander Operators Compared with All Farms



Data are not available at this geographic level for farms with Native Hawaiian or Other Pacific Islander operators.



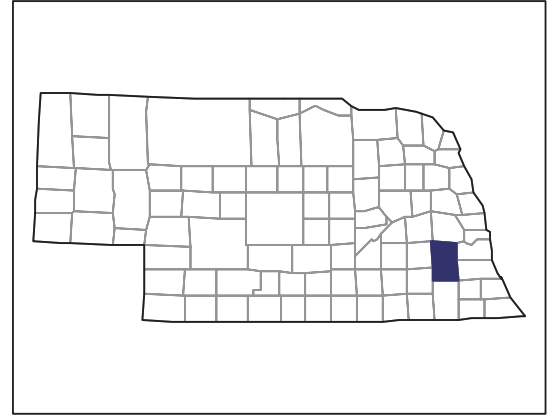
United States Department of Agriculture
National Agricultural Statistics Service

www.agcensus.usda.gov

2007 CENSUS OF AGRICULTURE

Lancaster County – Nebraska

Farms with White Operators
Compared with All Farms



Data are not available at this geographic level for farms with White operators.



United States Department of Agriculture
National Agricultural Statistics Service

www.agcensus.usda.gov

