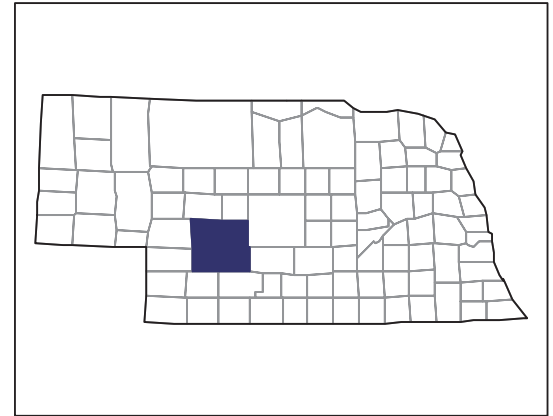


2007 CENSUS OF AGRICULTURE



Lincoln County – Nebraska

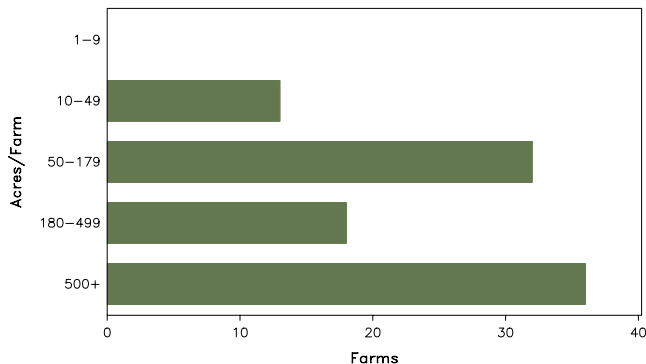
Farms with Women Principal Operators Compared with All Farms

	Women Principal Operators	All Farms
Number of Farms	99	1,053
Land in Farms	106,153 acres	1,601,185 acres
Average Size of Farm	1,072 acres	1,521 acres
Market Value of Products Sold	\$12,017,000	\$431,868,000
Crop Sales	\$9,112,000	\$196,778,000
Livestock Sales	\$2,904,000	\$235,090,000
Average Per Farm	\$121,379	\$410,131
Government Payments	\$585,000	\$7,902,000
Average Per Farm Receiving Payments	\$13,293	\$14,289

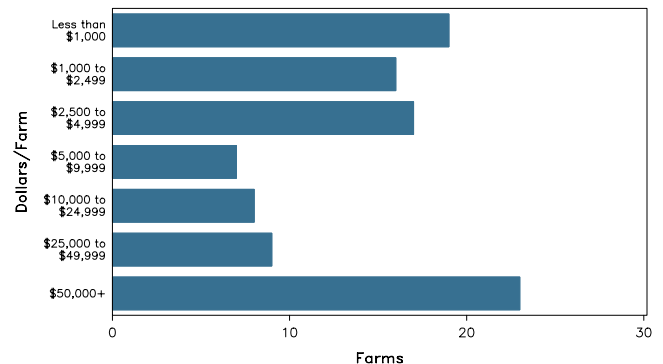
See footnotes on reverse page.

Farms with Women Principal Operators

Farms by Size



Farms by Economic Size



2007 CENSUS OF AGRICULTURE

Lincoln County – Nebraska Farms with Women Principal Operators

Selected Highlights

Item	Farms	Quantity
MARKET VALUE OF AGRICULTURAL PRODUCTS SOLD (\$1,000)		
Total value of agricultural products sold	99	12,017
Value of crops including nursery and greenhouse	33	9,112
Value of livestock, poultry, and their products	52	2,904
VALUE OF SALES BY COMMODITY GROUP (\$1,000)		
Grains, oilseeds, dry beans, and dry peas	18	(D)
Tobacco	-	-
Cotton and cottonseed	-	-
Vegetables, melons, potatoes and sweet potatoes	1	(D)
Fruits, tree nuts, and berries	-	-
Nursery, greenhouse, floriculture, and sod	-	-
Cut Christmas trees and short rotation woody crops	-	-
Other crops and hay	22	(D)
Poultry and eggs	5	(D)
Cattle and calves	39	2,827
Milk and other dairy products from cows	-	-
Hogs and pigs	3	2
Sheep, goats, and their products	8	25
Horses, ponies, mules, burros, and donkeys	11	(D)
Aquaculture	-	-
Other animals and other animal products	2	(D)
TOP CROP ITEMS (acres)		
Corn for grain	14	12,751
Forage - land used for all hay and haylage, grass silage, and greenchop	37	6,032
Wheat for grain, all	9	3,995
Soybeans for beans	3	217
Sorghum for silage or greenchop	1	(D)
TOP LIVESTOCK INVENTORY ITEMS (number)		
Cattle and calves	43	5,920
Sheep and lambs	6	310
Horses and ponies	33	230
Goats, all	5	173
Layers	5	121

Operator Characteristics

Item	Quantity
Primary occupation:	
Farming	47
Other	52
Days worked off farm:	
None	44
Any	55
Years on present farm:	
2 years or less	5
3 to 4 years	7
5 to 9 years	16
10 years or more	71
Age group:	
Under 45 years	23
45 to 64 years	38
65 years and over	38
Average age of principal operator (years)	58.7

Economic Characteristics

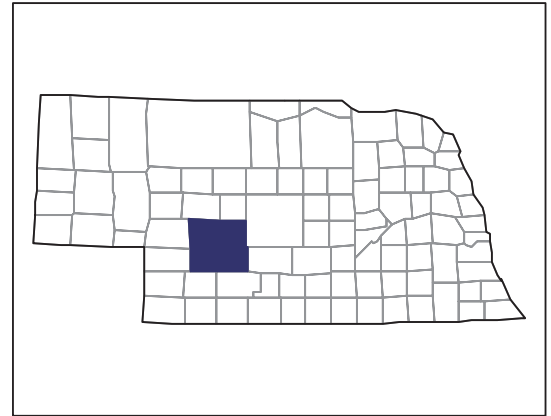
Item	Quantity
Farms by value of sales:	
Less than \$1,000	35
\$1,000 to \$2,499	13
\$2,500 to \$4,999	8
\$5,000 to \$9,999	9
\$10,000 to \$49,999	11
\$50,000 to \$99,999	6
\$100,000 to \$249,999	9
\$250,000 to \$499,999	3
\$500,000 or more	5
Total farm production expenses (\$1,000)	8,834
Average per farm (\$)	89,234
Net cash farm income of operation (\$1,000)	4,282
Average per farm (\$)	43,254
Value of agricultural products sold directly to individuals for human consumption (\$1,000)	7
Total organic product sales (\$1,000)	-
Total income from farm-related sources, gross before taxes and expenses (\$1,000)	515

See "Census of Agriculture, Volume 1, Geographic Area Series" for complete footnotes, explanations, definitions, and methodology.
(D) Cannot be disclosed. (Z) Less than half of the unit shown.

2007 CENSUS OF AGRICULTURE

Lincoln County – Nebraska

Farms with Spanish, Hispanic, or Latino Operators Compared with All Farms



Data are not available at this geographic level for farms with Spanish, Hispanic, or Latino operators.



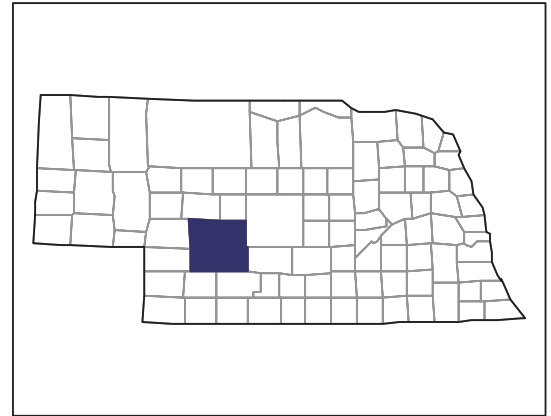
United States Department of Agriculture
National Agricultural Statistics Service

www.agcensus.usda.gov

2007 CENSUS OF AGRICULTURE

Lincoln County – Nebraska

Farms with American Indian or Alaska Native Operators Compared with All Farms



Data are not available at this geographic level for farms with American Indian or Alaska Native operators.



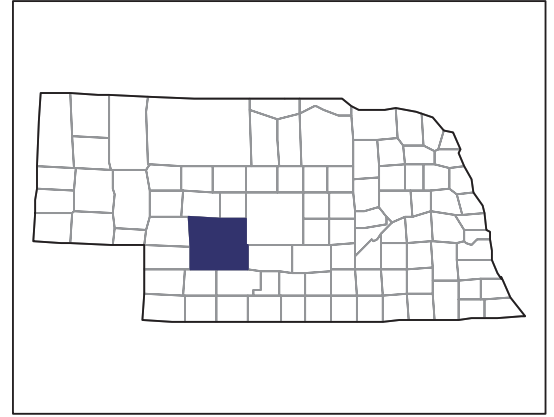
United States Department of Agriculture
National Agricultural Statistics Service

www.agcensus.usda.gov

2007 CENSUS OF AGRICULTURE

Lincoln County – Nebraska

**Farms with Asian Operators
Compared with All Farms**



Data are not available at this geographic level for farms with Asian operators.



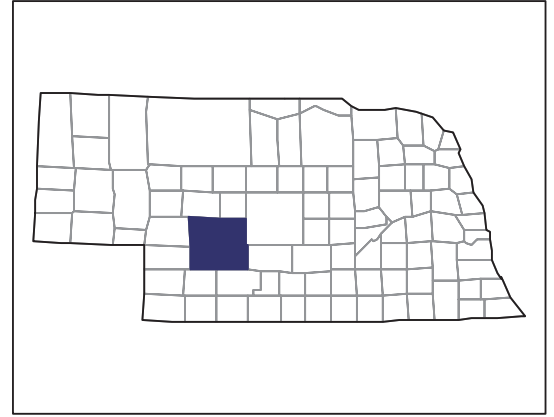
United States Department of Agriculture
National Agricultural Statistics Service

www.agcensus.usda.gov

2007 CENSUS OF AGRICULTURE

Lincoln County – Nebraska

Farms with Black or African American Operators Compared with All Farms



Data are not available at this geographic level for farms with Black or African American operators.



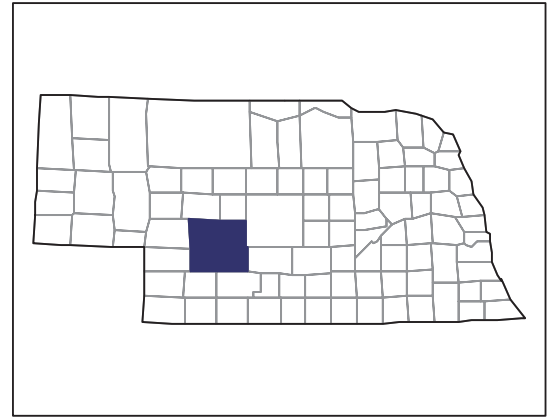
United States Department of Agriculture
National Agricultural Statistics Service

www.agcensus.usda.gov

2007 CENSUS OF AGRICULTURE

Lincoln County – Nebraska

Farms with Native Hawaiian or Other Pacific Islander Operators Compared with All Farms



Data are not available at this geographic level for farms with Native Hawaiian or Other Pacific Islander operators.



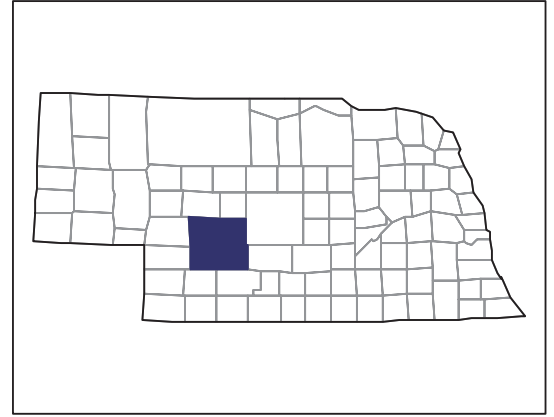
United States Department of Agriculture
National Agricultural Statistics Service

www.agcensus.usda.gov

2007 CENSUS OF AGRICULTURE

Lincoln County – Nebraska

Farms with White Operators
Compared with All Farms



Data are not available at this geographic level for farms with White operators.



United States Department of Agriculture
National Agricultural Statistics Service

www.agcensus.usda.gov

