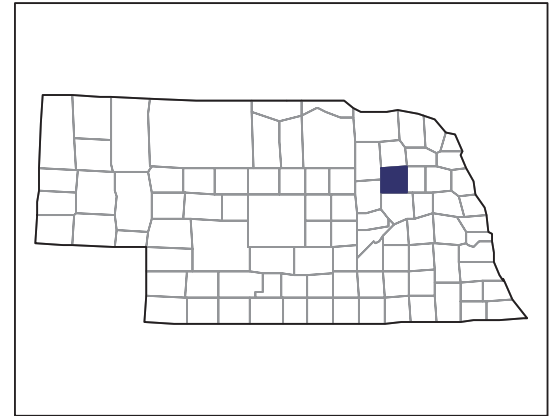


2007 CENSUS OF AGRICULTURE



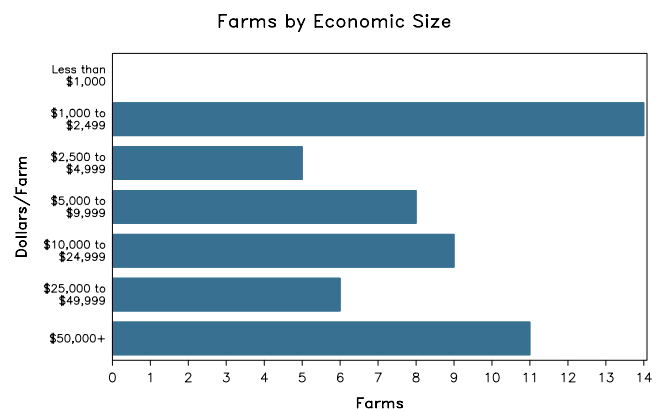
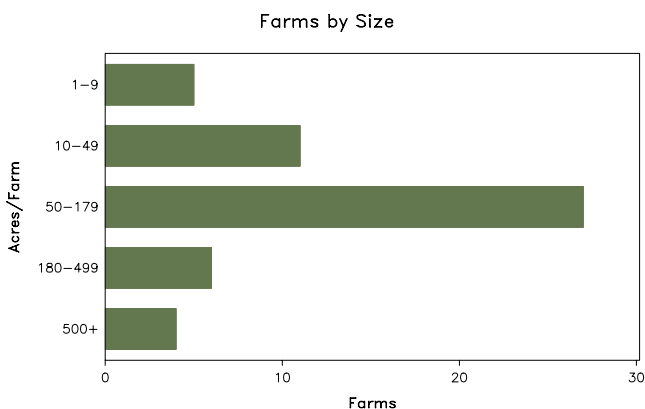
Madison County – Nebraska

Farms with Women Principal Operators Compared with All Farms

	Women Principal Operators	All Farms
Number of Farms	53	699
Land in Farms	8,116 acres	315,210 acres
Average Size of Farm	153 acres	451 acres
Market Value of Products Sold	\$2,302,000	\$220,548,000
Crop Sales	\$1,861,000	\$93,642,000
Livestock Sales	\$441,000	\$126,906,000
Average Per Farm	\$43,441	\$315,519
Government Payments	\$155,000	\$4,325,000
Average Per Farm Receiving Payments	\$4,856	\$8,809

See footnotes on reverse page.

Farms with Women Principal Operators



2007 CENSUS OF AGRICULTURE

Madison County – Nebraska Farms with Women Principal Operators

Selected Highlights

Item	Farms	Quantity
MARKET VALUE OF AGRICULTURAL PRODUCTS SOLD (\$1,000)		
Total value of agricultural products sold	53	2,302
Value of crops including nursery and greenhouse	23	1,861
Value of livestock, poultry, and their products	27	441
VALUE OF SALES BY COMMODITY GROUP (\$1,000)		
Grains, oilseeds, dry beans, and dry peas	21	1,770
Tobacco	-	-
Cotton and cottonseed	-	-
Vegetables, melons, potatoes and sweet potatoes	1	(D)
Fruits, tree nuts, and berries	1	(D)
Nursery, greenhouse, floriculture, and sod	-	-
Cut Christmas trees and short rotation woody crops	-	-
Other crops and hay	10	(D)
Poultry and eggs	6	(D)
Cattle and calves	18	411
Milk and other dairy products from cows	-	-
Hogs and pigs	-	-
Sheep, goats, and their products	4	(D)
Horses, ponies, mules, burros, and donkeys	8	23
Aquaculture	-	-
Other animals and other animal products	-	-
TOP CROP ITEMS (acres)		
Corn for grain	18	2,137
Soybeans for beans	21	2,073
Forage - land used for all hay and haylage, grass silage, and greenchop	11	390
Wheat for grain, all	4	84
Corn for silage or greenchop	1	(D)
TOP LIVESTOCK INVENTORY ITEMS (number)		
Cattle and calves	19	934
Layers	6	161
Goats, all	4	87
Horses and ponies	16	43
Deer	1	(D)

Operator Characteristics

Item	Quantity
Primary occupation:	
Farming	18
Other	35
Days worked off farm:	
None	21
Any	32
Years on present farm:	
2 years or less	5
3 to 4 years	11
5 to 9 years	12
10 years or more	25
Age group:	
Under 45 years	15
45 to 64 years	20
65 years and over	18
Average age of principal operator (years)	58.4

Economic Characteristics

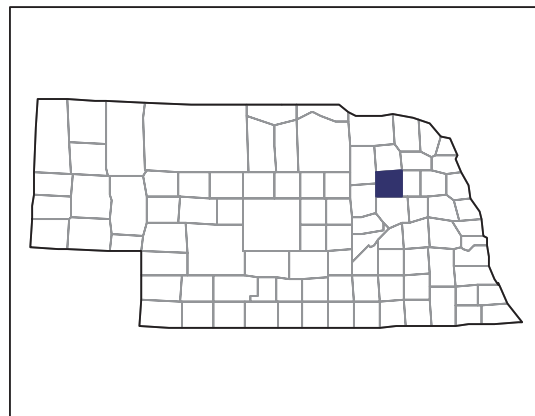
Item	Quantity
Farms by value of sales:	
Less than \$1,000	12
\$1,000 to \$2,499	11
\$2,500 to \$4,999	2
\$5,000 to \$9,999	3
\$10,000 to \$49,999	14
\$50,000 to \$99,999	5
\$100,000 to \$249,999	2
\$250,000 to \$499,999	4
\$500,000 or more	-
Total farm production expenses (\$1,000)	1,694
Average per farm (\$)	31,956
Net cash farm income of operation (\$1,000)	1,501
Average per farm (\$)	28,317
Value of agricultural products sold directly to individuals for human consumption (\$1,000)	(D)
Total organic product sales (\$1,000)	-
Total income from farm-related sources, gross before taxes and expenses (\$1,000)	737

See "Census of Agriculture, Volume 1, Geographic Area Series" for complete footnotes, explanations, definitions, and methodology.
(D) Cannot be disclosed. (Z) Less than half of the unit shown.

2007 CENSUS OF AGRICULTURE

Madison County – Nebraska

Farms with Spanish, Hispanic, or Latino Operators Compared with All Farms



Data are not available at this geographic level for farms with Spanish, Hispanic, or Latino operators.



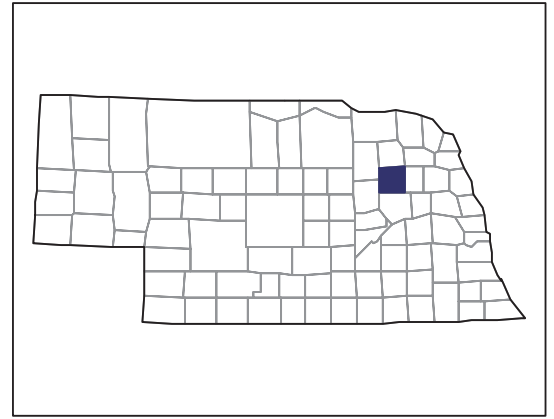
United States Department of Agriculture
National Agricultural Statistics Service

www.agcensus.usda.gov

2007 CENSUS OF AGRICULTURE

Madison County – Nebraska

Farms with American Indian or Alaska Native Operators Compared with All Farms



Data are not available at this geographic level for farms with American Indian or Alaska Native operators.



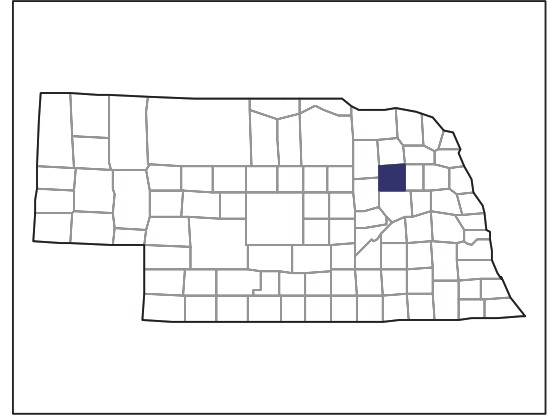
United States Department of Agriculture
National Agricultural Statistics Service

www.agcensus.usda.gov

2007 CENSUS *OF* AGRICULTURE

Madison County – Nebraska

**Farms with Asian Operators
Compared with All Farms**



Data are not available at this geographic level for farms with Asian operators.



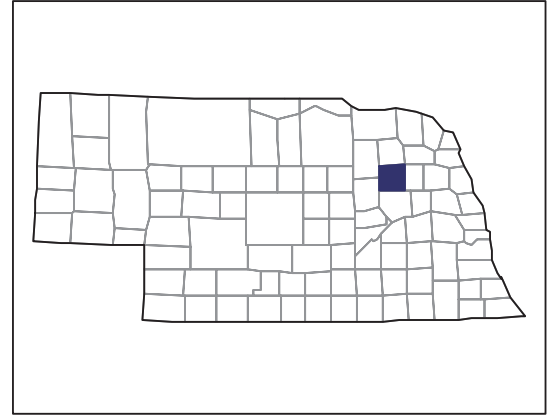
United States Department of Agriculture
National Agricultural Statistics Service

www.agcensus.usda.gov

2007 CENSUS OF AGRICULTURE

Madison County – Nebraska

Farms with Black or African American Operators Compared with All Farms



Data are not available at this geographic level for farms with Black or African American operators.



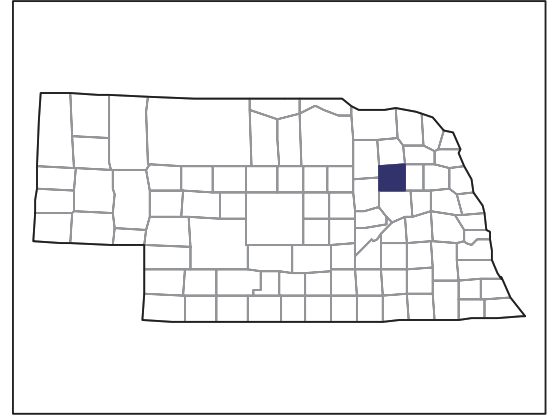
United States Department of Agriculture
National Agricultural Statistics Service

www.agcensus.usda.gov

2007 CENSUS OF AGRICULTURE

Madison County – Nebraska

Farms with Native Hawaiian or Other Pacific Islander Operators Compared with All Farms



Data are not available at this geographic level for farms with Native Hawaiian or Other Pacific Islander operators.



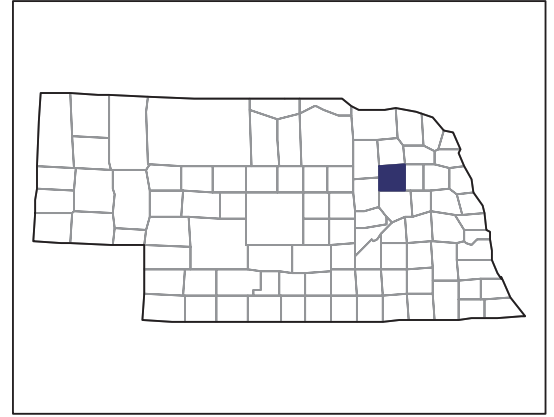
United States Department of Agriculture
National Agricultural Statistics Service

www.agcensus.usda.gov

2007 CENSUS *OF* AGRICULTURE

Madison County – Nebraska

Farms with White Operators Compared with All Farms



Data are not available at this geographic level for farms with White operators.



United States Department of Agriculture
National Agricultural Statistics Service

www.agcensus.usda.gov

