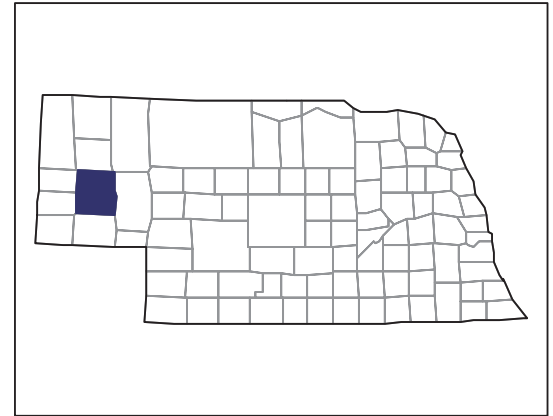


# 2007 CENSUS OF AGRICULTURE



## Morrill County – Nebraska

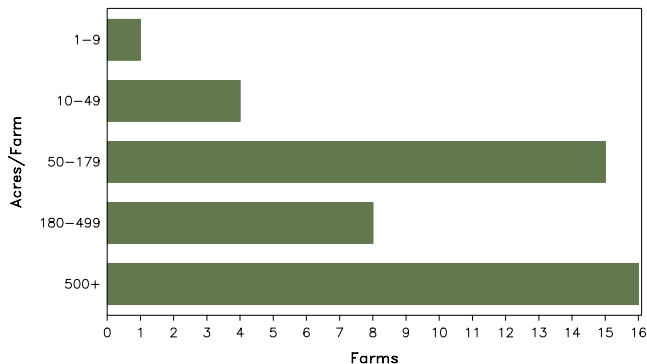
### Farms with Women Principal Operators Compared with All Farms

	Women Principal Operators	All Farms
<b>Number of Farms</b>	44	495
<b>Land in Farms</b>	47,424 acres	902,005 acres
<b>Average Size of Farm</b>	1,078 acres	1,822 acres
<b>Market Value of Products Sold</b>	\$17,106,000	\$245,411,000
Crop Sales	\$2,120,000	\$62,453,000
Livestock Sales	\$14,987,000	\$182,958,000
Average Per Farm	\$388,782	\$495,780
<b>Government Payments</b>	\$407,000	\$4,865,000
Average Per Farm Receiving Payments	\$11,622	\$12,835

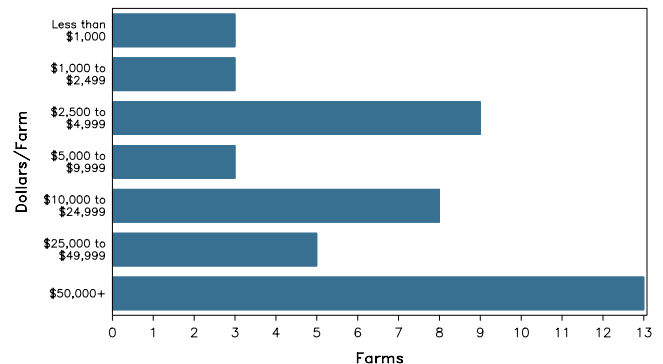
See footnotes on reverse page.

### Farms with Women Principal Operators

Farms by Size



Farms by Economic Size



# 2007 CENSUS OF AGRICULTURE

## Morrill County – Nebraska Farms with Women Principal Operators

### Selected Highlights

Item	Farms	Quantity
<b>MARKET VALUE OF AGRICULTURAL PRODUCTS SOLD (\$1,000)</b>		
Total value of agricultural products sold	44	17,106
Value of crops including nursery and greenhouse	17	2,120
Value of livestock, poultry, and their products	26	14,987
<b>VALUE OF SALES BY COMMODITY GROUP (\$1,000)</b>		
Grains, oilseeds, dry beans, and dry peas	14	(D)
Tobacco	-	-
Cotton and cottonseed	-	-
Vegetables, melons, potatoes and sweet potatoes	-	-
Fruits, tree nuts, and berries	-	-
Nursery, greenhouse, floriculture, and sod	-	-
Cut Christmas trees and short rotation woody crops	-	-
Other crops and hay	7	(D)
Poultry and eggs	6	5
Cattle and calves	22	14,947
Milk and other dairy products from cows	2	(D)
Hogs and pigs	-	-
Sheep, goats, and their products	3	(D)
Horses, ponies, mules, burros, and donkeys	3	(D)
Aquaculture	-	-
Other animals and other animal products	-	-
<b>TOP CROP ITEMS (acres)</b>		
Corn for grain	12	4,851
Forage - land used for all hay and haylage, grass silage, and greenchop	19	2,408
Wheat for grain, all	5	833
Dry edible beans, excluding limas	4	370
Corn for silage or greenchop	3	(D)
<b>TOP LIVESTOCK INVENTORY ITEMS (number)</b>		
Cattle and calves	20	16,774
Layers	6	161
Goats, all	3	129
Horses and ponies	14	54
Turkeys	3	(D)

### Operator Characteristics

Item	Quantity
Primary occupation:	
Farming	15
Other	29
Days worked off farm:	
None	28
Any	16
Years on present farm:	
2 years or less	2
3 to 4 years	1
5 to 9 years	4
10 years or more	37
Age group:	
Under 45 years	4
45 to 64 years	19
65 years and over	21
Average age of principal operator (years)	63.7

### Economic Characteristics

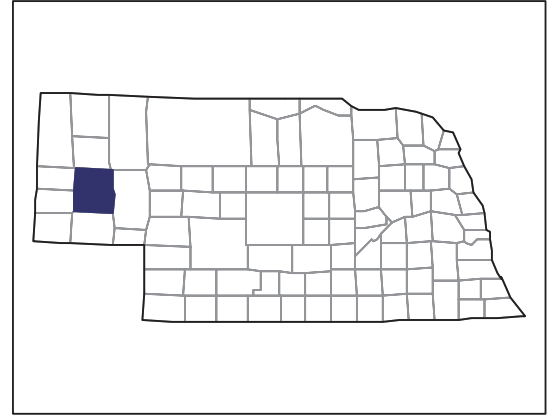
Item	Quantity
Farms by value of sales:	
Less than \$1,000	15
\$1,000 to \$2,499	1
\$2,500 to \$4,999	3
\$5,000 to \$9,999	3
\$10,000 to \$49,999	11
\$50,000 to \$99,999	3
\$100,000 to \$249,999	3
\$250,000 to \$499,999	-
\$500,000 or more	5
Total farm production expenses (\$1,000)	13,440
Average per farm (\$)	305,454
Net cash farm income of operation (\$1,000)	4,300
Average per farm (\$)	97,733
Value of agricultural products sold directly to individuals for human consumption (\$1,000)	1
Total organic product sales (\$1,000)	-
Total income from farm-related sources, gross before taxes and expenses (\$1,000)	227

See "Census of Agriculture, Volume 1, Geographic Area Series" for complete footnotes, explanations, definitions, and methodology.  
(D) Cannot be disclosed. (Z) Less than half of the unit shown.

# 2007 CENSUS OF AGRICULTURE

## Morrill County – Nebraska

### Farms with Spanish, Hispanic, or Latino Operators Compared with All Farms



Data are not available at this geographic level for farms with Spanish, Hispanic, or Latino operators.



United States Department of Agriculture  
National Agricultural Statistics Service

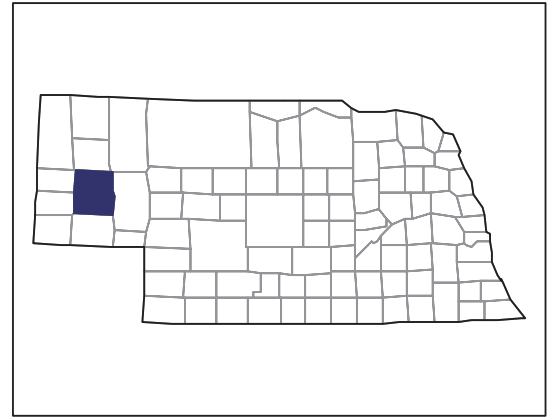
[www.agcensus.usda.gov](http://www.agcensus.usda.gov)



# 2007 CENSUS OF AGRICULTURE

## Morrill County – Nebraska

### Farms with American Indian or Alaska Native Operators Compared with All Farms



Data are not available at this geographic level for farms with American Indian or Alaska Native operators.



United States Department of Agriculture  
National Agricultural Statistics Service

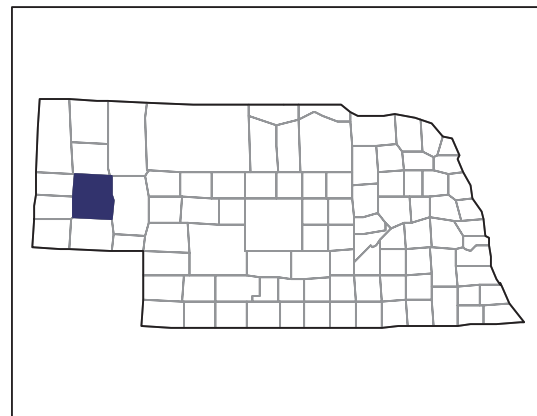
[www.agcensus.usda.gov](http://www.agcensus.usda.gov)



# 2007 CENSUS *OF* AGRICULTURE

**Morrill County – Nebraska**

**Farms with Asian Operators  
Compared with All Farms**



**Data are not available at this geographic level for farms with Asian operators.**



United States Department of Agriculture  
National Agricultural Statistics Service

[www.agcensus.usda.gov](http://www.agcensus.usda.gov)

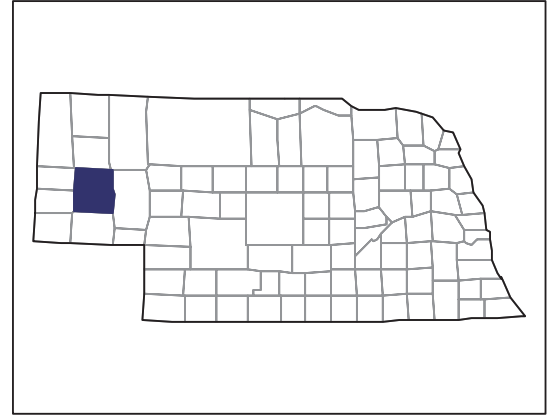




# 2007 CENSUS OF AGRICULTURE

## Morrill County – Nebraska

### Farms with Black or African American Operators Compared with All Farms



Data are not available at this geographic level for farms with Black or African American operators.



United States Department of Agriculture  
National Agricultural Statistics Service

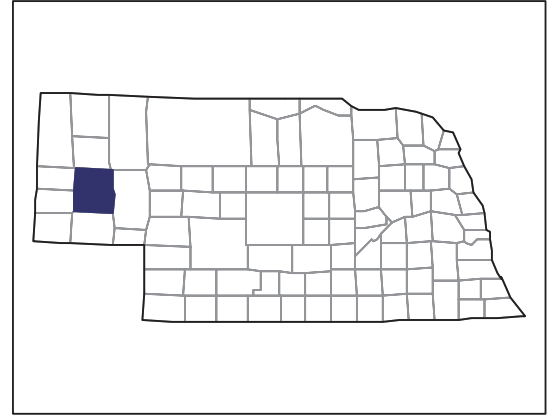
[www.agcensus.usda.gov](http://www.agcensus.usda.gov)



# 2007 CENSUS OF AGRICULTURE

## Morrill County – Nebraska

### Farms with Native Hawaiian or Other Pacific Islander Operators Compared with All Farms



Data are not available at this geographic level for farms with Native Hawaiian or Other Pacific Islander operators.



United States Department of Agriculture  
National Agricultural Statistics Service

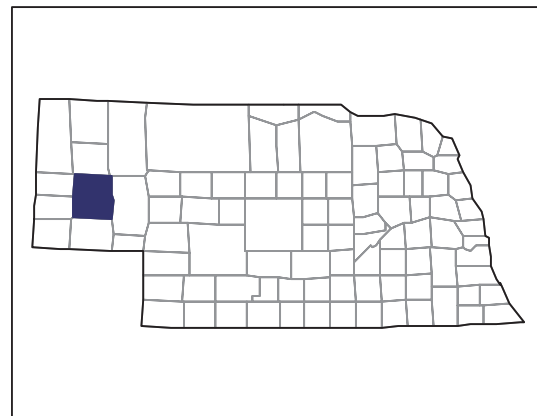
[www.agcensus.usda.gov](http://www.agcensus.usda.gov)



# 2007 CENSUS OF AGRICULTURE

## Morrill County – Nebraska

### Farms with White Operators Compared with All Farms



Data are not available at this geographic level for farms with White operators.



United States Department of Agriculture  
National Agricultural Statistics Service

[www.agcensus.usda.gov](http://www.agcensus.usda.gov)

