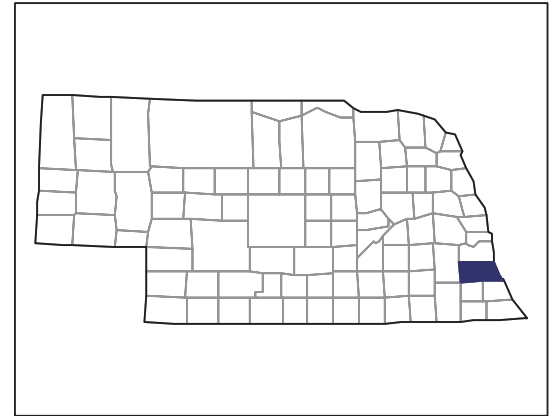


2007 CENSUS OF AGRICULTURE



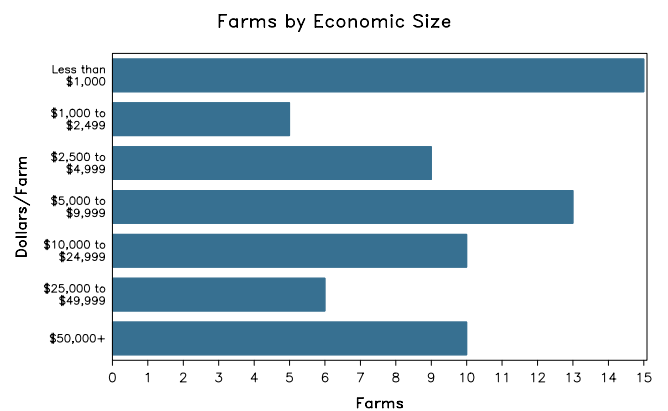
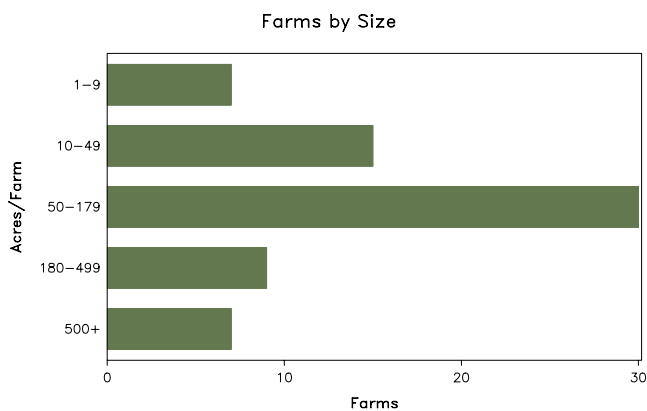
Otoe County – Nebraska

Farms with Women Principal Operators Compared with All Farms

	Women Principal Operators	All Farms
Number of Farms	68	804
Land in Farms	11,584 acres	322,146 acres
Average Size of Farm	170 acres	401 acres
Market Value of Products Sold	\$2,133,000	\$103,600,000
Crop Sales	\$1,685,000	\$80,189,000
Livestock Sales	\$448,000	\$23,411,000
Average Per Farm	\$31,369	\$128,855
Government Payments	\$226,000	\$5,061,000
Average Per Farm Receiving Payments	\$4,350	\$7,811

See footnotes on reverse page.

Farms with Women Principal Operators



2007 CENSUS OF AGRICULTURE

Otoe County – Nebraska Farms with Women Principal Operators

Selected Highlights

Item	Farms	Quantity
MARKET VALUE OF AGRICULTURAL PRODUCTS SOLD (\$1,000)		
Total value of agricultural products sold	68	2,133
Value of crops including nursery and greenhouse	24	1,685
Value of livestock, poultry, and their products	19	448
VALUE OF SALES BY COMMODITY GROUP (\$1,000)		
Grains, oilseeds, dry beans, and dry peas	18	(D)
Tobacco	-	-
Cotton and cottonseed	-	-
Vegetables, melons, potatoes and sweet potatoes	-	-
Fruits, tree nuts, and berries	1	(D)
Nursery, greenhouse, floriculture, and sod	-	-
Cut Christmas trees and short rotation woody crops	-	-
Other crops and hay	11	(D)
Poultry and eggs	5	10
Cattle and calves	9	303
Milk and other dairy products from cows	2	(D)
Hogs and pigs	1	(D)
Sheep, goats, and their products	5	2
Horses, ponies, mules, burros, and donkeys	8	15
Aquaculture	-	-
Other animals and other animal products	3	(D)
TOP CROP ITEMS (acres)		
Corn for grain	14	2,135
Soybeans for beans	12	1,972
Forage - land used for all hay and haylage, grass silage, and greenchop	16	417
Wheat for grain, all	4	174
Grapes	1	(D)
TOP LIVESTOCK INVENTORY ITEMS (number)		
Hogs and pigs	1	(D)
Cattle and calves	6	280
Layers	5	144
Horses and ponies	14	136
Sheep and lambs	3	67

Operator Characteristics

Item	Quantity
Primary occupation:	
Farming	35
Other	33
Days worked off farm:	
None	34
Any	34
Years on present farm:	
2 years or less	2
3 to 4 years	7
5 to 9 years	10
10 years or more	49
Age group:	
Under 45 years	6
45 to 64 years	37
65 years and over	25
Average age of principal operator (years)	62.2

Economic Characteristics

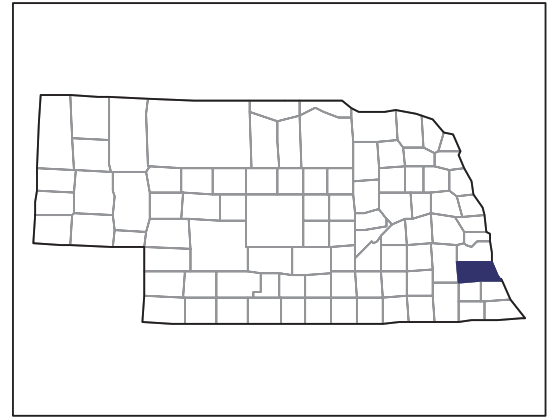
Item	Quantity
Farms by value of sales:	
Less than \$1,000	32
\$1,000 to \$2,499	2
\$2,500 to \$4,999	10
\$5,000 to \$9,999	3
\$10,000 to \$49,999	11
\$50,000 to \$99,999	2
\$100,000 to \$249,999	6
\$250,000 to \$499,999	2
\$500,000 or more	-
Total farm production expenses (\$1,000)	2,145
Average per farm (\$)	31,550
Net cash farm income of operation (\$1,000)	391
Average per farm (\$)	5,757
Value of agricultural products sold directly to individuals for human consumption (\$1,000)	36
Total organic product sales (\$1,000)	-
Total income from farm-related sources, gross before taxes and expenses (\$1,000)	178

See "Census of Agriculture, Volume 1, Geographic Area Series" for complete footnotes, explanations, definitions, and methodology.
(D) Cannot be disclosed. (Z) Less than half of the unit shown.

2007 CENSUS OF AGRICULTURE

Otoe County – Nebraska

Farms with Spanish, Hispanic, or Latino Operators Compared with All Farms



Data are not available at this geographic level for farms with Spanish, Hispanic, or Latino operators.



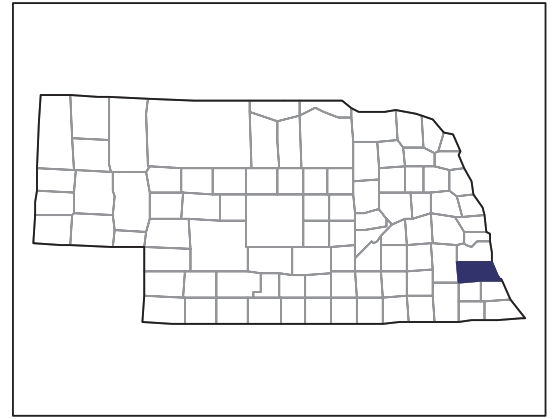
United States Department of Agriculture
National Agricultural Statistics Service

www.agcensus.usda.gov

2007 CENSUS OF AGRICULTURE

Otoe County – Nebraska

Farms with American Indian or Alaska Native Operators Compared with All Farms



Data are not available at this geographic level for farms with American Indian or Alaska Native operators.



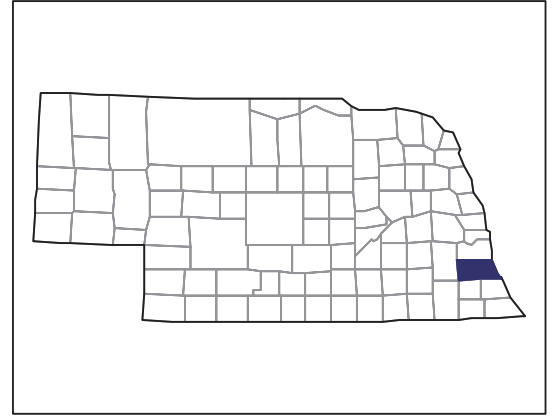
United States Department of Agriculture
National Agricultural Statistics Service

www.agcensus.usda.gov

2007 CENSUS OF AGRICULTURE

Otoe County – Nebraska

Farms with Asian Operators
Compared with All Farms



Data are not available at this geographic level for farms with Asian operators.



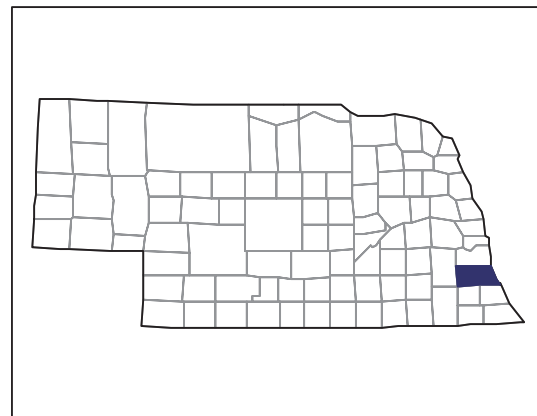
United States Department of Agriculture
National Agricultural Statistics Service

www.agcensus.usda.gov

2007 CENSUS OF AGRICULTURE

Otoe County – Nebraska

Farms with Black or African American Operators Compared with All Farms



Data are not available at this geographic level for farms with Black or African American operators.



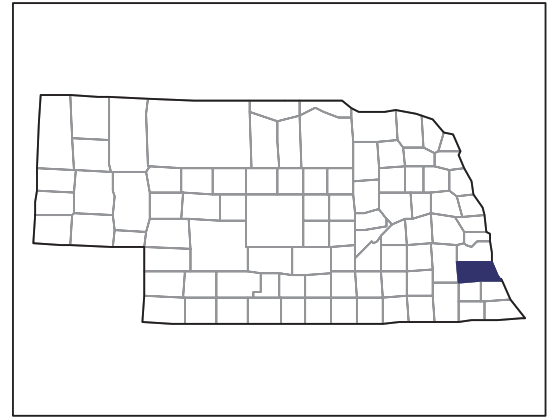
United States Department of Agriculture
National Agricultural Statistics Service

www.agcensus.usda.gov

2007 CENSUS OF AGRICULTURE

Otoe County – Nebraska

Farms with Native Hawaiian or Other Pacific Islander Operators Compared with All Farms



Data are not available at this geographic level for farms with Native Hawaiian or Other Pacific Islander operators.



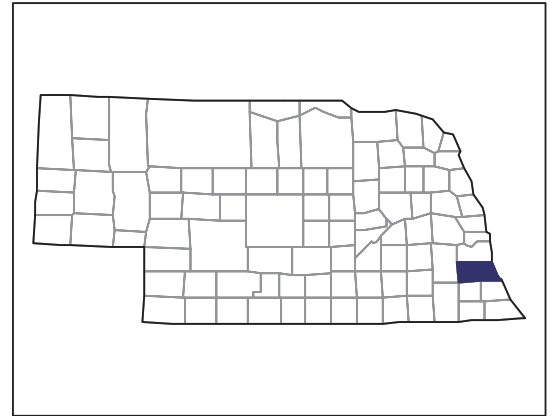
United States Department of Agriculture
National Agricultural Statistics Service

www.agcensus.usda.gov

2007 CENSUS OF AGRICULTURE

Otoe County – Nebraska

Farms with White Operators
Compared with All Farms



Data are not available at this geographic level for farms with White operators.



United States Department of Agriculture
National Agricultural Statistics Service

www.agcensus.usda.gov

