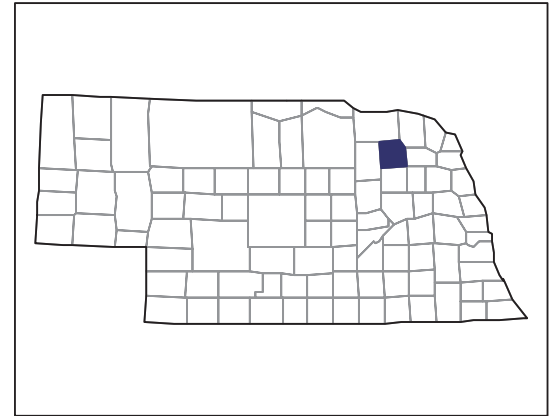


2007 CENSUS OF AGRICULTURE



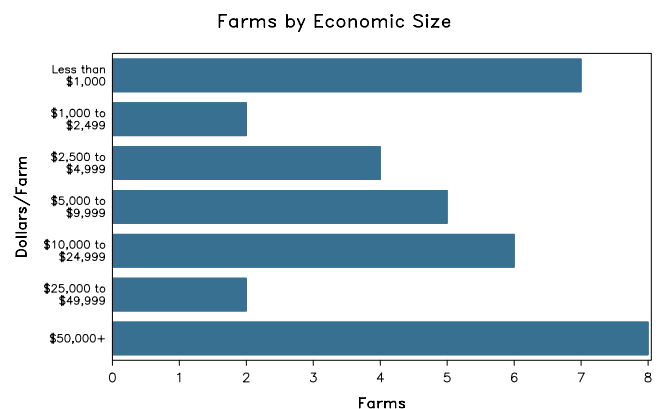
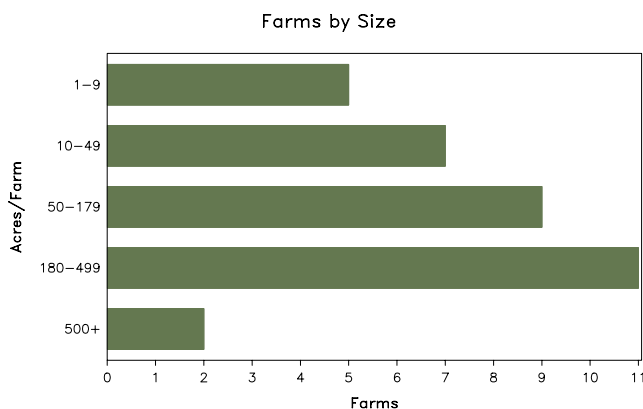
Pierce County – Nebraska

Farms with Women Principal Operators Compared with All Farms

	Women Principal Operators	All Farms
Number of Farms	34	645
Land in Farms	6,866 acres	316,773 acres
Average Size of Farm	202 acres	491 acres
Market Value of Products Sold	\$5,517,000	\$178,936,000
Crop Sales	(D)	\$84,316,000
Livestock Sales	(D)	\$94,621,000
Average Per Farm	\$162,268	\$277,421
Government Payments	\$154,000	\$4,385,000
Average Per Farm Receiving Payments	\$9,063	\$9,193

See footnotes on reverse page.

Farms with Women Principal Operators



2007 CENSUS OF AGRICULTURE

Pierce County – Nebraska Farms with Women Principal Operators

Selected Highlights

Item	Farms	Quantity
MARKET VALUE OF AGRICULTURAL PRODUCTS SOLD (\$1,000)		
Total value of agricultural products sold	34	5,517
Value of crops including nursery and greenhouse	14	(D)
Value of livestock, poultry, and their products	11	(D)
VALUE OF SALES BY COMMODITY GROUP (\$1,000)		
Grains, oilseeds, dry beans, and dry peas	8	(D)
Tobacco	-	-
Cotton and cottonseed	-	-
Vegetables, melons, potatoes and sweet potatoes	-	-
Fruits, tree nuts, and berries	-	-
Nursery, greenhouse, floriculture, and sod	-	-
Cut Christmas trees and short rotation woody crops	-	-
Other crops and hay	9	(D)
Poultry and eggs	5	(D)
Cattle and calves	6	114
Milk and other dairy products from cows	-	-
Hogs and pigs	1	(D)
Sheep, goats, and their products	1	(D)
Horses, ponies, mules, burros, and donkeys	-	-
Aquaculture	-	-
Other animals and other animal products	-	-
TOP CROP ITEMS (acres)		
Corn for grain	8	2,358
Soybeans for beans	6	1,310
Forage - land used for all hay and haylage, grass silage, and greenchop	13	226
TOP LIVESTOCK INVENTORY ITEMS (number)		
Layers	3	(D)
Pullets for laying flock replacement	1	(D)
Sheep and lambs	1	(D)
Cattle and calves	7	237
Horses and ponies	6	97

Operator Characteristics

Item	Quantity
Primary occupation:	
Farming	10
Other	24
Days worked off farm:	
None	14
Any	20
Years on present farm:	
2 years or less	3
3 to 4 years	5
5 to 9 years	10
10 years or more	16
Age group:	
Under 45 years	4
45 to 64 years	20
65 years and over	10
Average age of principal operator (years)	58.6

Economic Characteristics

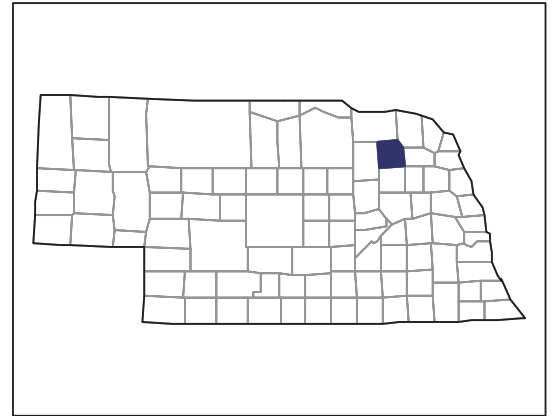
Item	Quantity
Farms by value of sales:	
Less than \$1,000	15
\$1,000 to \$2,499	2
\$2,500 to \$4,999	2
\$5,000 to \$9,999	1
\$10,000 to \$49,999	6
\$50,000 to \$99,999	1
\$100,000 to \$249,999	5
\$250,000 to \$499,999	-
\$500,000 or more	2
Total farm production expenses (\$1,000)	4,330
Average per farm (\$)	127,363
Net cash farm income of operation (\$1,000)	1,556
Average per farm (\$)	45,774
Value of agricultural products sold directly to individuals for human consumption (\$1,000)	(D)
Total organic product sales (\$1,000)	-
Total income from farm-related sources, gross before taxes and expenses (\$1,000)	215

See "Census of Agriculture, Volume 1, Geographic Area Series" for complete footnotes, explanations, definitions, and methodology.
(D) Cannot be disclosed. (Z) Less than half of the unit shown.

2007 CENSUS OF AGRICULTURE

Pierce County – Nebraska

Farms with Spanish, Hispanic, or Latino Operators Compared with All Farms



Data are not available at this geographic level for farms with Spanish, Hispanic, or Latino operators.



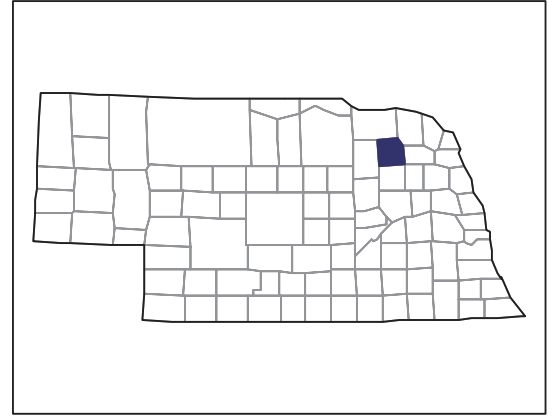
United States Department of Agriculture
National Agricultural Statistics Service

www.agcensus.usda.gov

2007 CENSUS OF AGRICULTURE

Pierce County – Nebraska

Farms with American Indian or Alaska Native Operators Compared with All Farms



Data are not available at this geographic level for farms with American Indian or Alaska Native operators.



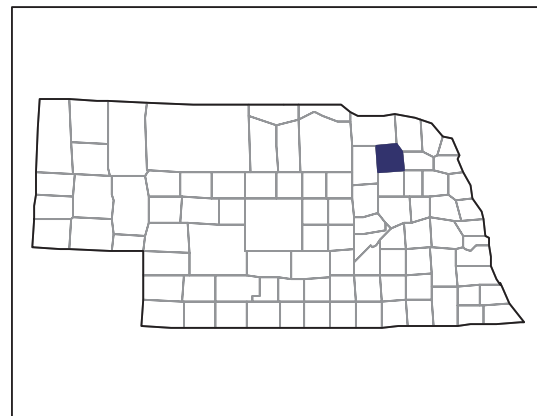
United States Department of Agriculture
National Agricultural Statistics Service

www.agcensus.usda.gov

2007 CENSUS OF AGRICULTURE

Pierce County – Nebraska

Farms with Asian Operators
Compared with All Farms



Data are not available at this geographic level for farms with Asian operators.



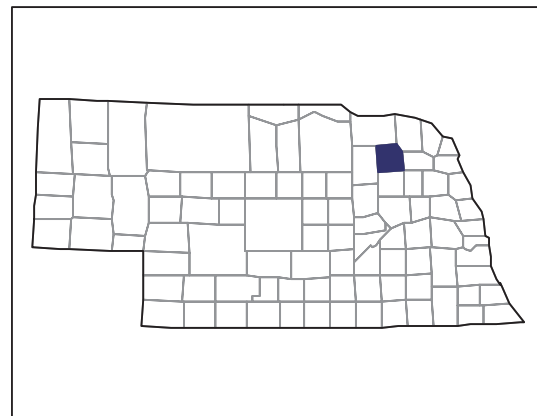
United States Department of Agriculture
National Agricultural Statistics Service

www.agcensus.usda.gov

2007 CENSUS OF AGRICULTURE

Pierce County – Nebraska

Farms with Black or African American Operators Compared with All Farms



Data are not available at this geographic level for farms with Black or African American operators.



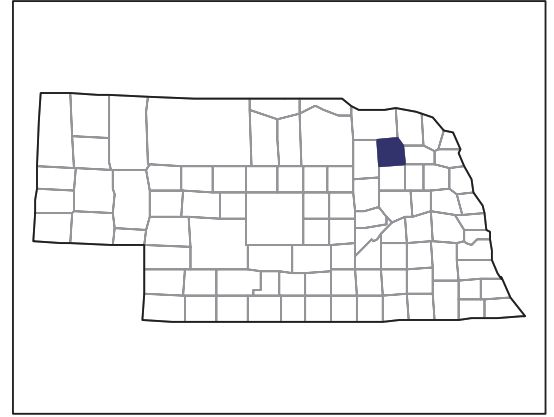
United States Department of Agriculture
National Agricultural Statistics Service

www.agcensus.usda.gov

2007 CENSUS OF AGRICULTURE

Pierce County – Nebraska

Farms with Native Hawaiian or Other Pacific Islander Operators Compared with All Farms



Data are not available at this geographic level for farms with Native Hawaiian or Other Pacific Islander operators.



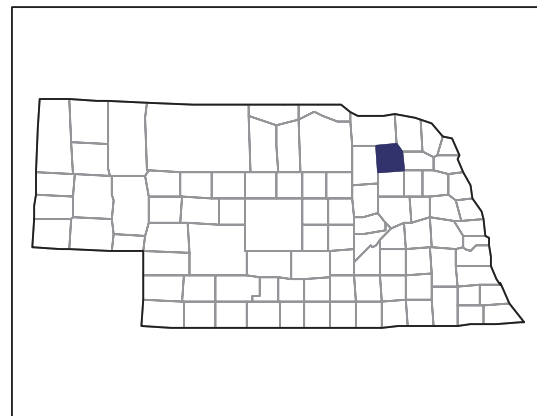
United States Department of Agriculture
National Agricultural Statistics Service

www.agcensus.usda.gov

2007 CENSUS OF AGRICULTURE

Pierce County – Nebraska

Farms with White Operators
Compared with All Farms



Data are not available at this geographic level for farms with White operators.



United States Department of Agriculture
National Agricultural Statistics Service

www.agcensus.usda.gov

