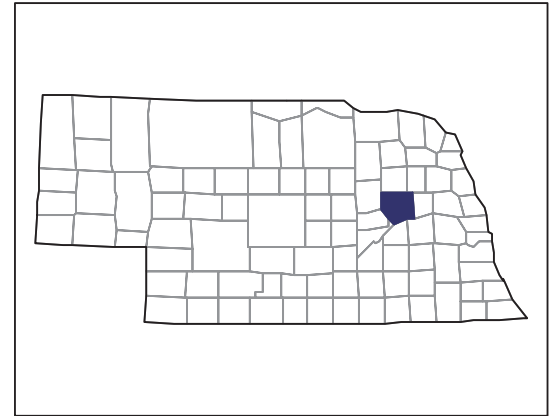


2007 CENSUS OF AGRICULTURE



Platte County – Nebraska

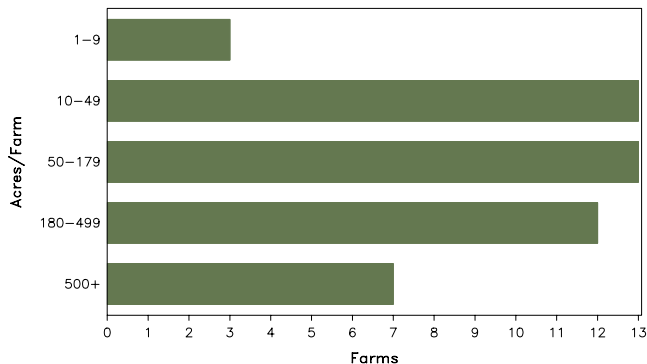
Farms with Women Principal Operators Compared with All Farms

	Women Principal Operators	All Farms
Number of Farms	48	882
Land in Farms	13,789 acres	425,730 acres
Average Size of Farm	287 acres	483 acres
Market Value of Products Sold	\$5,455,000	\$413,130,000
Crop Sales	\$2,961,000	\$142,820,000
Livestock Sales	\$2,493,000	\$270,309,000
Average Per Farm	\$113,642	\$468,401
Government Payments	\$209,000	\$6,185,000
Average Per Farm Receiving Payments	\$7,456	\$8,835

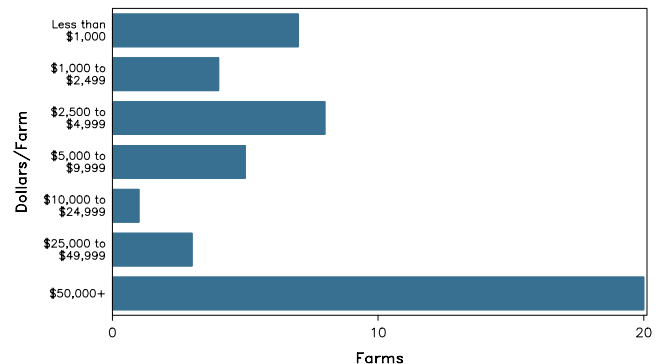
See footnotes on reverse page.

Farms with Women Principal Operators

Farms by Size



Farms by Economic Size



2007 CENSUS OF AGRICULTURE

Platte County – Nebraska Farms with Women Principal Operators

Selected Highlights

Item	Farms	Quantity
MARKET VALUE OF AGRICULTURAL PRODUCTS SOLD (\$1,000)		
Total value of agricultural products sold	48	5,455
Value of crops including nursery and greenhouse	24	2,961
Value of livestock, poultry, and their products	17	2,493
VALUE OF SALES BY COMMODITY GROUP (\$1,000)		
Grains, oilseeds, dry beans, and dry peas	23	(D)
Tobacco	-	-
Cotton and cottonseed	-	-
Vegetables, melons, potatoes and sweet potatoes	-	-
Fruits, tree nuts, and berries	-	-
Nursery, greenhouse, floriculture, and sod	-	-
Cut Christmas trees and short rotation woody crops	-	-
Other crops and hay	5	(D)
Poultry and eggs	2	(D)
Cattle and calves	11	1,361
Milk and other dairy products from cows	1	(D)
Hogs and pigs	3	(D)
Sheep, goats, and their products	-	-
Horses, ponies, mules, burros, and donkeys	3	13
Aquaculture	-	-
Other animals and other animal products	-	-
TOP CROP ITEMS (acres)		
Corn for grain	20	5,333
Soybeans for beans	12	1,801
Wheat for grain, all	3	335
Forage - land used for all hay and haylage, grass silage, and greenchop	14	323
Rye for grain	2	(D)
TOP LIVESTOCK INVENTORY ITEMS (number)		
Hogs and pigs	4	3,021
Cattle and calves	12	1,620
Horses and ponies	7	70
Layers	1	(D)
Sheep and lambs	1	(D)

Operator Characteristics

Item	Quantity
Primary occupation:	
Farming	21
Other	27
Days worked off farm:	
None	26
Any	22
Years on present farm:	
2 years or less	-
3 to 4 years	-
5 to 9 years	11
10 years or more	37
Age group:	
Under 45 years	7
45 to 64 years	15
65 years and over	26
Average age of principal operator (years)	63.5

Economic Characteristics

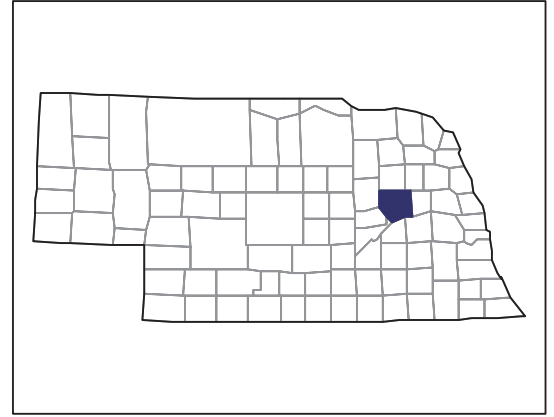
Item	Quantity
Farms by value of sales:	
Less than \$1,000	16
\$1,000 to \$2,499	2
\$2,500 to \$4,999	5
\$5,000 to \$9,999	2
\$10,000 to \$49,999	3
\$50,000 to \$99,999	5
\$100,000 to \$249,999	9
\$250,000 to \$499,999	2
\$500,000 or more	4
Total farm production expenses (\$1,000)	3,748
Average per farm (\$)	78,077
Net cash farm income of operation (\$1,000)	2,259
Average per farm (\$)	47,056
Value of agricultural products sold directly to individuals for human consumption (\$1,000)	(D)
Total organic product sales (\$1,000)	-
Total income from farm-related sources, gross before taxes and expenses (\$1,000)	343

See "Census of Agriculture, Volume 1, Geographic Area Series" for complete footnotes, explanations, definitions, and methodology.
(D) Cannot be disclosed. (Z) Less than half of the unit shown.

2007 CENSUS OF AGRICULTURE

Platte County – Nebraska

Farms with Spanish, Hispanic, or Latino Operators Compared with All Farms



Data are not available at this geographic level for farms with Spanish, Hispanic, or Latino operators.



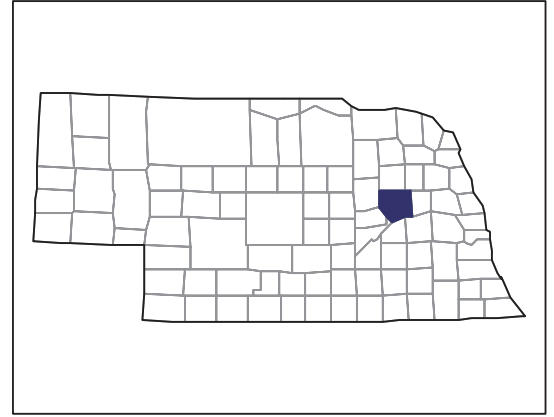
United States Department of Agriculture
National Agricultural Statistics Service

www.agcensus.usda.gov

2007 CENSUS OF AGRICULTURE

Platte County – Nebraska

Farms with American Indian or Alaska Native Operators Compared with All Farms



Data are not available at this geographic level for farms with American Indian or Alaska Native operators.



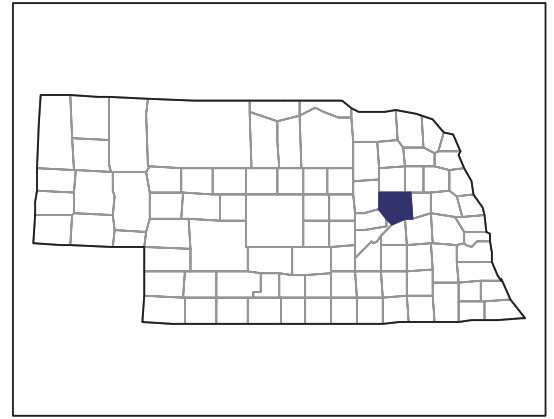
United States Department of Agriculture
National Agricultural Statistics Service

www.agcensus.usda.gov

2007 CENSUS OF AGRICULTURE

Platte County – Nebraska

Farms with Asian Operators Compared with All Farms



Data are not available at this geographic level for farms with Asian operators.



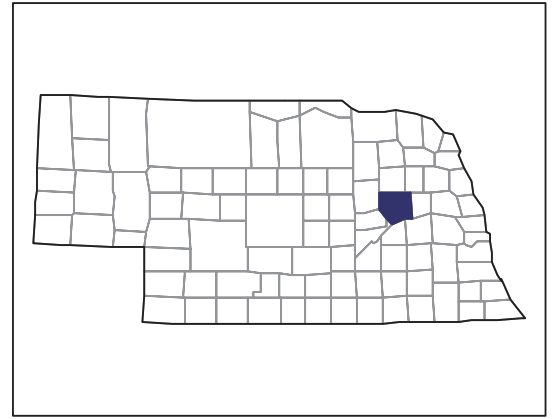
United States Department of Agriculture
National Agricultural Statistics Service

www.agcensus.usda.gov

2007 CENSUS OF AGRICULTURE

Platte County – Nebraska

Farms with Black or African American Operators Compared with All Farms



Data are not available at this geographic level for farms with Black or African American operators.



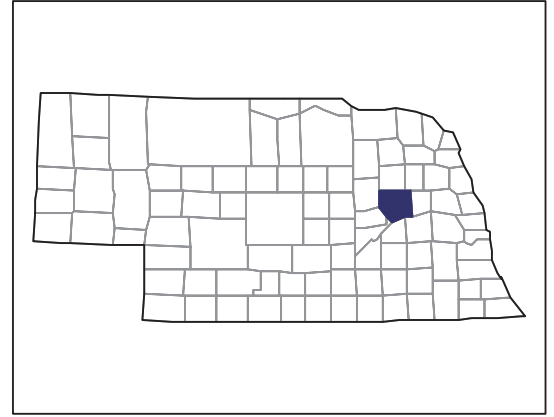
United States Department of Agriculture
National Agricultural Statistics Service

www.agcensus.usda.gov

2007 CENSUS OF AGRICULTURE

Platte County – Nebraska

Farms with Native Hawaiian or Other Pacific Islander Operators Compared with All Farms



Data are not available at this geographic level for farms with Native Hawaiian or Other Pacific Islander operators.



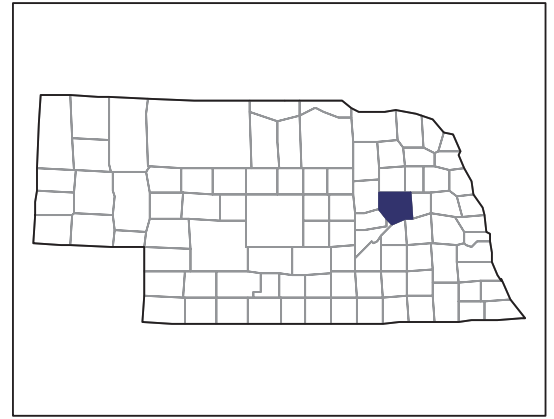
United States Department of Agriculture
National Agricultural Statistics Service

www.agcensus.usda.gov

2007 CENSUS OF AGRICULTURE

Platte County – Nebraska

Farms with White Operators Compared with All Farms



Data are not available at this geographic level for farms with White operators.



United States Department of Agriculture
National Agricultural Statistics Service

www.agcensus.usda.gov

