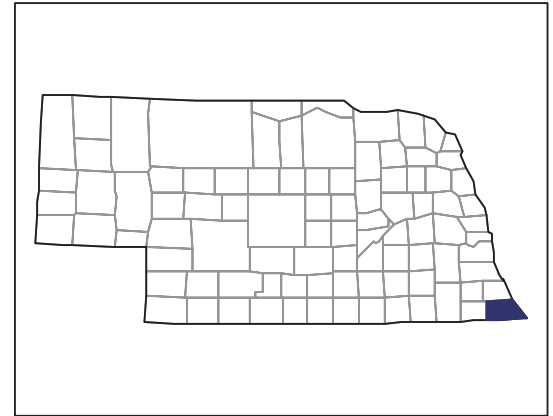


# 2007 CENSUS OF AGRICULTURE



## Richardson County – Nebraska

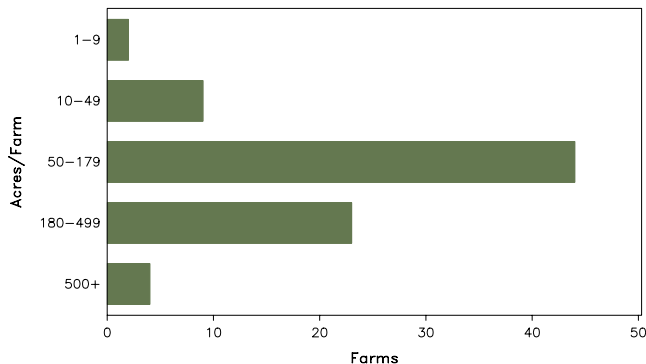
### Farms with Women Principal Operators Compared with All Farms

	Women Principal Operators	All Farms
<b>Number of Farms</b>	82	707
<b>Land in Farms</b>	14,265 acres	279,148 acres
<b>Average Size of Farm</b>	174 acres	395 acres
<b>Market Value of Products Sold</b>	\$2,184,000	\$97,914,000
Crop Sales	\$1,730,000	\$66,406,000
Livestock Sales	\$455,000	\$31,508,000
Average Per Farm	\$26,637	\$138,492
<b>Government Payments</b>	\$502,000	\$4,868,000
Average Per Farm Receiving Payments	\$6,605	\$8,047

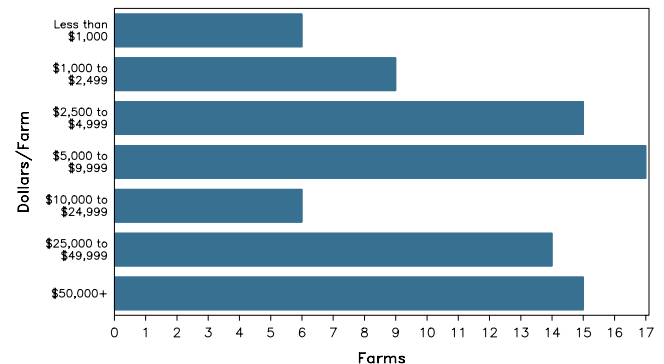
See footnotes on reverse page.

### Farms with Women Principal Operators

Farms by Size



Farms by Economic Size



# 2007 CENSUS OF AGRICULTURE

## Richardson County – Nebraska Farms with Women Principal Operators

### Selected Highlights

Item	Farms	Quantity
<b>MARKET VALUE OF AGRICULTURAL PRODUCTS SOLD (\$1,000)</b>		
Total value of agricultural products sold	82	2,184
Value of crops including nursery and greenhouse	35	1,730
Value of livestock, poultry, and their products	18	455
<b>VALUE OF SALES BY COMMODITY GROUP (\$1,000)</b>		
Grains, oilseeds, dry beans, and dry peas	28	(D)
Tobacco	-	-
Cotton and cottonseed	-	-
Vegetables, melons, potatoes and sweet potatoes	-	-
Fruits, tree nuts, and berries	-	-
Nursery, greenhouse, floriculture, and sod	-	-
Cut Christmas trees and short rotation woody crops	-	-
Other crops and hay	8	(D)
Poultry and eggs	4	4
Cattle and calves	12	142
Milk and other dairy products from cows	2	(D)
Hogs and pigs	-	-
Sheep, goats, and their products	6	(D)
Horses, ponies, mules, burros, and donkeys	-	-
Aquaculture	-	-
Other animals and other animal products	-	-
<b>TOP CROP ITEMS (acres)</b>		
Corn for grain	20	2,181
Soybeans for beans	17	1,357
Forage - land used for all hay and haylage, grass silage, and greenchop	14	530
Wheat for grain, all	3	105
Corn for silage or greenchop	1	(D)
<b>TOP LIVESTOCK INVENTORY ITEMS (number)</b>		
Cattle and calves	13	756
Layers	4	202
Goats, all	4	75
Sheep and lambs	5	66
Horses and ponies	4	26

### Operator Characteristics

Item	Quantity
Primary occupation:	
Farming	12
Other	70
Days worked off farm:	
None	32
Any	50
Years on present farm:	
2 years or less	1
3 to 4 years	5
5 to 9 years	8
10 years or more	68
Age group:	
Under 45 years	5
45 to 64 years	30
65 years and over	47
Average age of principal operator (years)	66.5

### Economic Characteristics

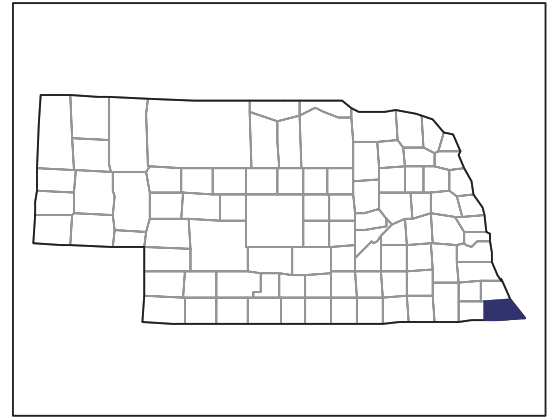
Item	Quantity
Farms by value of sales:	
Less than \$1,000	44
\$1,000 to \$2,499	2
\$2,500 to \$4,999	6
\$5,000 to \$9,999	2
\$10,000 to \$49,999	16
\$50,000 to \$99,999	6
\$100,000 to \$249,999	5
\$250,000 to \$499,999	1
\$500,000 or more	-
Total farm production expenses (\$1,000)	1,752
Average per farm (\$)	21,362
Net cash farm income of operation (\$1,000)	1,134
Average per farm (\$)	13,829
Value of agricultural products sold directly to individuals for human consumption (\$1,000)	(D)
Total organic product sales (\$1,000)	-
Total income from farm-related sources, gross before taxes and expenses (\$1,000)	199

See "Census of Agriculture, Volume 1, Geographic Area Series" for complete footnotes, explanations, definitions, and methodology.  
(D) Cannot be disclosed. (Z) Less than half of the unit shown.

# 2007 CENSUS OF AGRICULTURE

## Richardson County – Nebraska

### Farms with Spanish, Hispanic, or Latino Operators Compared with All Farms



Data are not available at this geographic level for farms with Spanish, Hispanic, or Latino operators.



United States Department of Agriculture  
National Agricultural Statistics Service

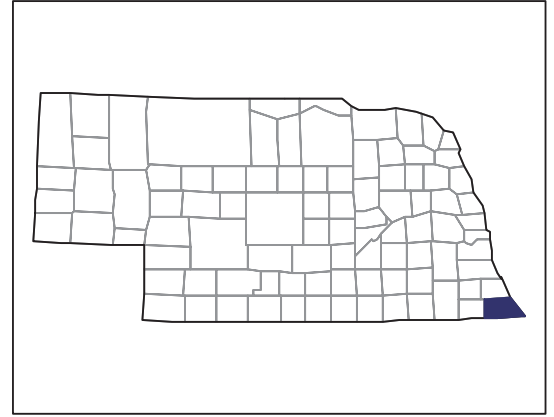
[www.agcensus.usda.gov](http://www.agcensus.usda.gov)



# 2007 CENSUS OF AGRICULTURE

## Richardson County – Nebraska

### Farms with American Indian or Alaska Native Operators Compared with All Farms



Data are not available at this geographic level for farms with American Indian or Alaska Native operators.



United States Department of Agriculture  
National Agricultural Statistics Service

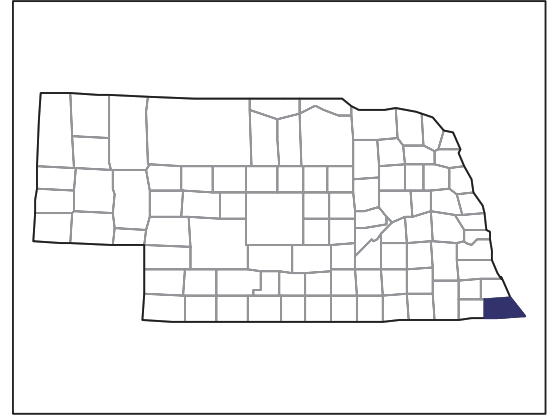
[www.agcensus.usda.gov](http://www.agcensus.usda.gov)



# 2007 CENSUS *OF* AGRICULTURE

**Richardson County – Nebraska**

**Farms with Asian Operators  
Compared with All Farms**



**Data are not available at this geographic level for farms with Asian operators.**



United States Department of Agriculture  
National Agricultural Statistics Service

[www.agcensus.usda.gov](http://www.agcensus.usda.gov)

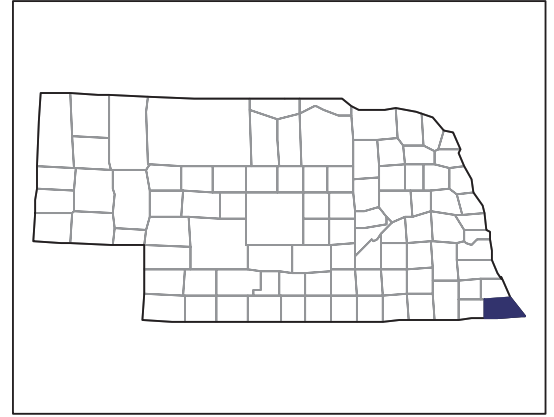




# 2007 CENSUS OF AGRICULTURE

## Richardson County – Nebraska

### Farms with Black or African American Operators Compared with All Farms



Data are not available at this geographic level for farms with Black or African American operators.



United States Department of Agriculture  
National Agricultural Statistics Service

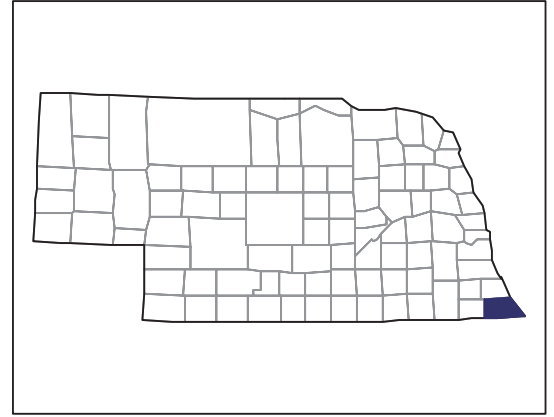
[www.agcensus.usda.gov](http://www.agcensus.usda.gov)



# 2007 CENSUS *OF* AGRICULTURE

## Richardson County – Nebraska

### Farms with Native Hawaiian or Other Pacific Islander Operators Compared with All Farms



Data are not available at this geographic level for farms with Native Hawaiian or Other Pacific Islander operators.



United States Department of Agriculture  
National Agricultural Statistics Service

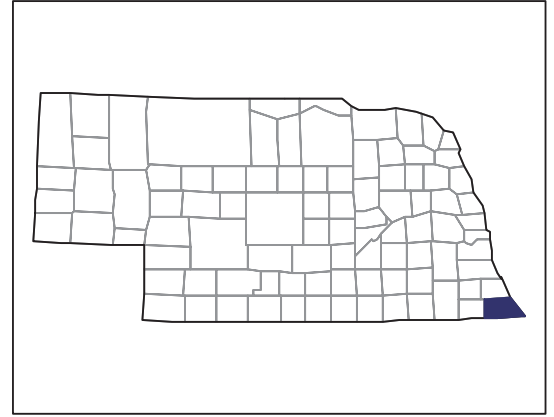
[www.agcensus.usda.gov](http://www.agcensus.usda.gov)



# 2007 CENSUS OF AGRICULTURE

## Richardson County – Nebraska

### Farms with White Operators Compared with All Farms



Data are not available at this geographic level for farms with White operators.



United States Department of Agriculture  
National Agricultural Statistics Service

[www.agcensus.usda.gov](http://www.agcensus.usda.gov)

