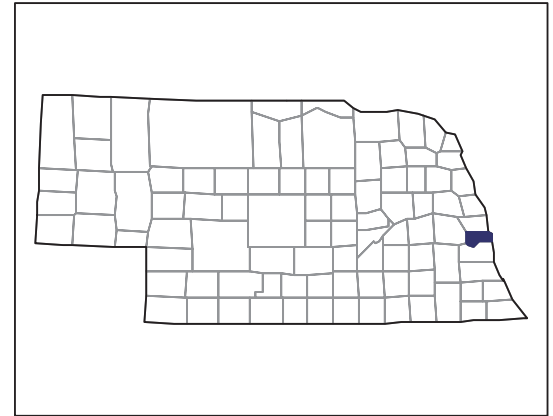


2007 CENSUS OF AGRICULTURE



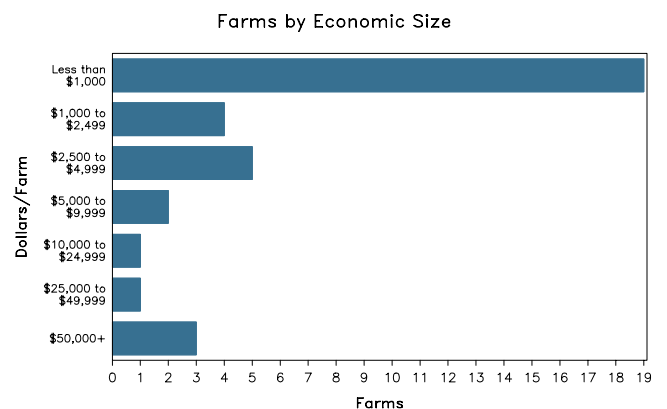
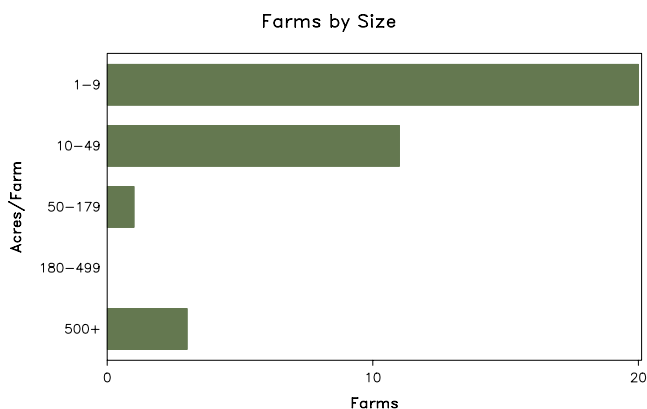
Sarpy County – Nebraska

Farms with Women Principal Operators Compared with All Farms

	Women Principal Operators	All Farms
Number of Farms	35	360
Land in Farms	(D)	100,835 acres
Average Size of Farm	(D)	280 acres
Market Value of Products Sold	\$898,000	\$68,104,000
Crop Sales	\$885,000	\$35,126,000
Livestock Sales	\$13,000	\$32,978,000
Average Per Farm	\$25,648	\$189,178
Government Payments	\$55,000	\$1,631,000
Average Per Farm Receiving Payments	\$7,887	\$7,031

See footnotes on reverse page.

Farms with Women Principal Operators



2007 CENSUS OF AGRICULTURE

Sarpy County – Nebraska Farms with Women Principal Operators

Selected Highlights

Item	Farms	Quantity
MARKET VALUE OF AGRICULTURAL PRODUCTS SOLD (\$1,000)		
Total value of agricultural products sold	35	898
Value of crops including nursery and greenhouse	14	885
Value of livestock, poultry, and their products	9	13
VALUE OF SALES BY COMMODITY GROUP (\$1,000)		
Grains, oilseeds, dry beans, and dry peas	5	849
Tobacco	-	-
Cotton and cottonseed	-	-
Vegetables, melons, potatoes and sweet potatoes	-	-
Fruits, tree nuts, and berries	-	-
Nursery, greenhouse, floriculture, and sod	5	15
Cut Christmas trees and short rotation woody crops	-	-
Other crops and hay	5	21
Poultry and eggs	2	(D)
Cattle and calves	-	-
Milk and other dairy products from cows	-	-
Hogs and pigs	-	-
Sheep, goats, and their products	3	(D)
Horses, ponies, mules, burros, and donkeys	4	7
Aquaculture	-	-
Other animals and other animal products	-	-
TOP CROP ITEMS (acres)		
Corn for grain	5	1,158
Soybeans for beans	5	1,131
Forage - land used for all hay and haylage, grass silage, and greenchop	7	110
Floriculture crops, total	5	(D)
TOP LIVESTOCK INVENTORY ITEMS (number)		
Horses and ponies	20	160
Ducks	6	102
Sheep and lambs	2	(D)
Goats, all	6	70
Layers	4	56

Operator Characteristics

Item	Quantity
Primary occupation:	
Farming	16
Other	19
Days worked off farm:	
None	18
Any	17
Years on present farm:	
2 years or less	3
3 to 4 years	2
5 to 9 years	8
10 years or more	22
Age group:	
Under 45 years	2
45 to 64 years	22
65 years and over	11
Average age of principal operator (years)	58.1

Economic Characteristics

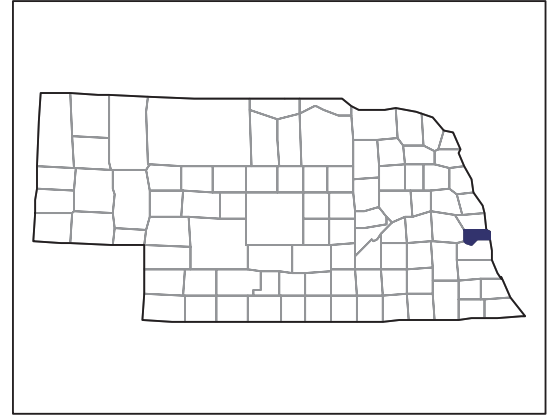
Item	Quantity
Farms by value of sales:	
Less than \$1,000	20
\$1,000 to \$2,499	4
\$2,500 to \$4,999	4
\$5,000 to \$9,999	2
\$10,000 to \$49,999	2
\$50,000 to \$99,999	-
\$100,000 to \$249,999	2
\$250,000 to \$499,999	1
\$500,000 or more	-
Total farm production expenses (\$1,000)	1,147
Average per farm (\$)	32,760
Net cash farm income of operation (\$1,000)	-82
Average per farm (\$)	-2,335
Value of agricultural products sold directly to individuals for human consumption (\$1,000)	3
Total organic product sales (\$1,000)	-
Total income from farm-related sources, gross before taxes and expenses (\$1,000)	112

See "Census of Agriculture, Volume 1, Geographic Area Series" for complete footnotes, explanations, definitions, and methodology.
(D) Cannot be disclosed. (Z) Less than half of the unit shown.

2007 CENSUS OF AGRICULTURE

Sarpy County – Nebraska

Farms with Spanish, Hispanic, or Latino Operators Compared with All Farms



Data are not available at this geographic level for farms with Spanish, Hispanic, or Latino operators.



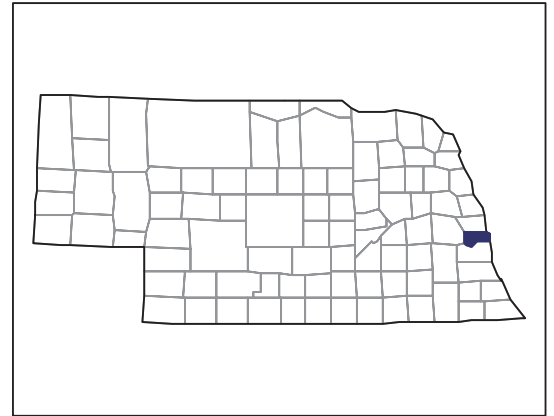
United States Department of Agriculture
National Agricultural Statistics Service

www.agcensus.usda.gov

2007 CENSUS OF AGRICULTURE

Sarpy County – Nebraska

Farms with American Indian or Alaska Native Operators Compared with All Farms



Data are not available at this geographic level for farms with American Indian or Alaska Native operators.



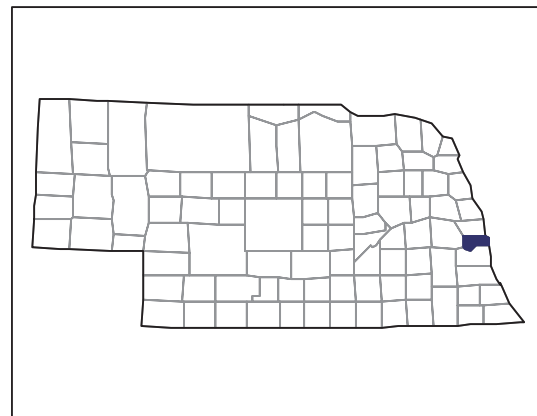
United States Department of Agriculture
National Agricultural Statistics Service

www.agcensus.usda.gov

2007 CENSUS OF AGRICULTURE

Sarpy County – Nebraska

Farms with Asian Operators Compared with All Farms



Data are not available at this geographic level for farms with Asian operators.



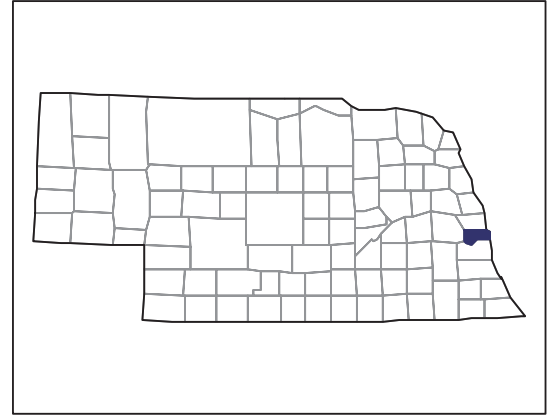
United States Department of Agriculture
National Agricultural Statistics Service

www.agcensus.usda.gov

2007 CENSUS OF AGRICULTURE

Sarpy County – Nebraska

Farms with Black or African American Operators Compared with All Farms



Data are not available at this geographic level for farms with Black or African American operators.



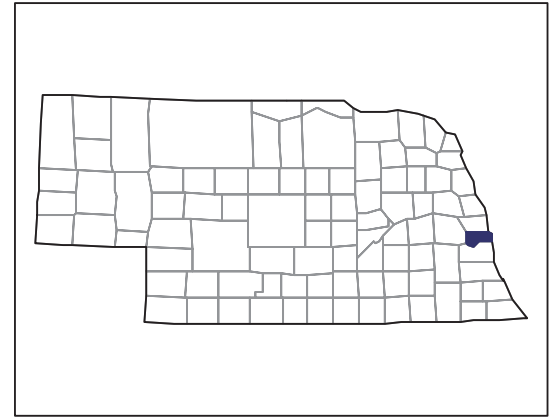
United States Department of Agriculture
National Agricultural Statistics Service

www.agcensus.usda.gov

2007 CENSUS *OF* AGRICULTURE

Sarpy County – Nebraska

Farms with Native Hawaiian or Other Pacific Islander Operators Compared with All Farms



Data are not available at this geographic level for farms with Native Hawaiian or Other Pacific Islander operators.



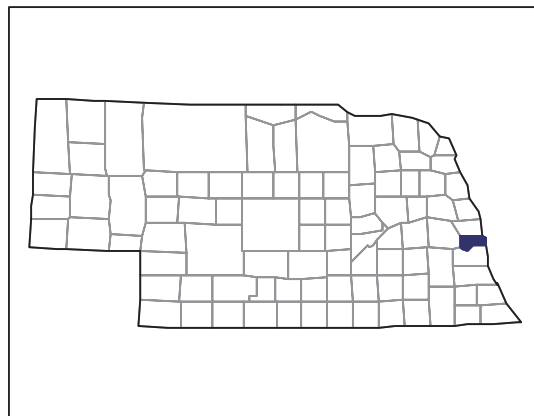
United States Department of Agriculture
National Agricultural Statistics Service

www.agcensus.usda.gov

2007 CENSUS OF AGRICULTURE

Sarpy County – Nebraska

Farms with White Operators Compared with All Farms



Data are not available at this geographic level for farms with White operators.



United States Department of Agriculture
National Agricultural Statistics Service

www.agcensus.usda.gov

