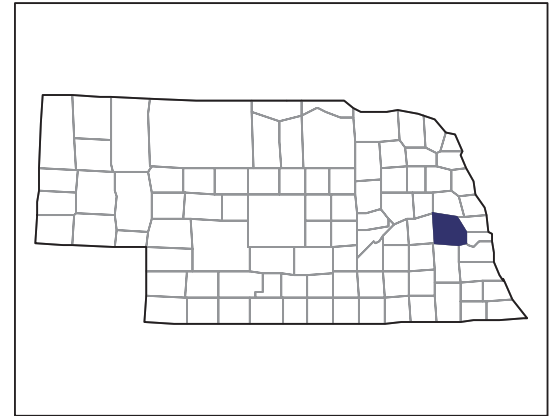


2007 CENSUS OF AGRICULTURE



Saunders County – Nebraska

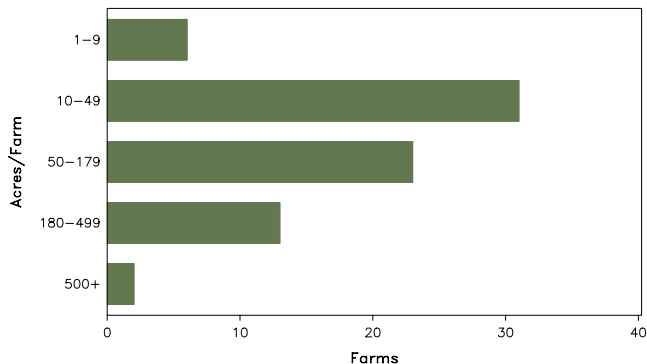
Farms with Women Principal Operators Compared with All Farms

	Women Principal Operators	All Farms
Number of Farms	75	1,131
Land in Farms	8,034 acres	427,682 acres
Average Size of Farm	107 acres	378 acres
Market Value of Products Sold	\$1,636,000	\$230,830,000
Crop Sales	\$1,421,000	\$136,360,000
Livestock Sales	\$215,000	\$94,470,000
Average Per Farm	\$21,813	\$204,093
Government Payments	\$239,000	\$7,451,000
Average Per Farm Receiving Payments	\$5,321	\$8,344

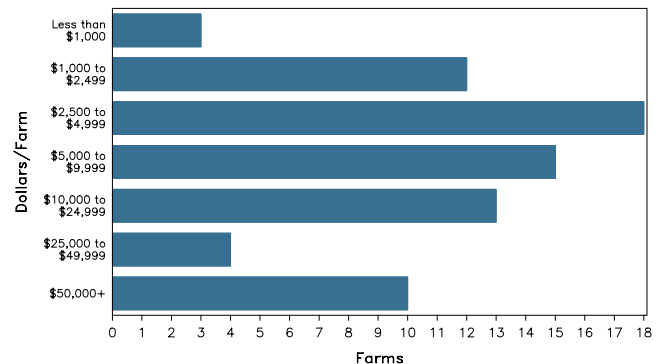
See footnotes on reverse page.

Farms with Women Principal Operators

Farms by Size



Farms by Economic Size



2007 CENSUS OF AGRICULTURE

Saunders County – Nebraska Farms with Women Principal Operators

Selected Highlights

Item	Farms	Quantity
MARKET VALUE OF AGRICULTURAL PRODUCTS SOLD (\$1,000)		
Total value of agricultural products sold	75	1,636
Value of crops including nursery and greenhouse	30	1,421
Value of livestock, poultry, and their products	23	215
VALUE OF SALES BY COMMODITY GROUP (\$1,000)		
Grains, oilseeds, dry beans, and dry peas	18	1,374
Tobacco	-	-
Cotton and cottonseed	-	-
Vegetables, melons, potatoes and sweet potatoes	1	(D)
Fruits, tree nuts, and berries	2	(D)
Nursery, greenhouse, floriculture, and sod	3	4
Cut Christmas trees and short rotation woody crops	-	-
Other crops and hay	10	24
Poultry and eggs	8	12
Cattle and calves	14	(D)
Milk and other dairy products from cows	-	-
Hogs and pigs	2	(D)
Sheep, goats, and their products	1	(D)
Horses, ponies, mules, burros, and donkeys	4	46
Aquaculture	-	-
Other animals and other animal products	-	-
TOP CROP ITEMS (acres)		
Corn for grain	12	1,428
Soybeans for beans	17	1,389
Forage - land used for all hay and haylage, grass silage, and greenchop	22	401
Vegetables harvested for sale	1	(D)
Grapes	4	4
TOP LIVESTOCK INVENTORY ITEMS (number)		
Layers	8	378
Cattle and calves	14	197
Pullets for laying flock replacement	4	140
Ducks	7	81
Horses and ponies	17	74

Operator Characteristics

Item	Quantity
Primary occupation:	
Farming	23
Other	52
Days worked off farm:	
None	27
Any	48
Years on present farm:	
2 years or less	2
3 to 4 years	6
5 to 9 years	15
10 years or more	52
Age group:	
Under 45 years	6
45 to 64 years	34
65 years and over	35
Average age of principal operator (years)	63.8

Economic Characteristics

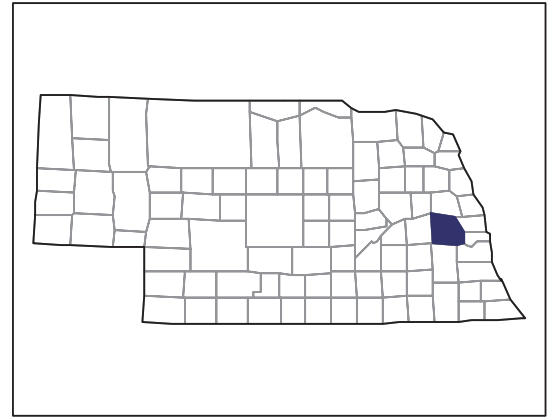
Item	Quantity
Farms by value of sales:	
Less than \$1,000	29
\$1,000 to \$2,499	11
\$2,500 to \$4,999	10
\$5,000 to \$9,999	5
\$10,000 to \$49,999	10
\$50,000 to \$99,999	2
\$100,000 to \$249,999	8
\$250,000 to \$499,999	-
\$500,000 or more	-
Total farm production expenses (\$1,000)	1,129
Average per farm (\$)	15,050
Net cash farm income of operation (\$1,000)	1,044
Average per farm (\$)	13,920
Value of agricultural products sold directly to individuals for human consumption (\$1,000)	(D)
Total organic product sales (\$1,000)	-
Total income from farm-related sources, gross before taxes and expenses (\$1,000)	297

See "Census of Agriculture, Volume 1, Geographic Area Series" for complete footnotes, explanations, definitions, and methodology.
(D) Cannot be disclosed. (Z) Less than half of the unit shown.

2007 CENSUS OF AGRICULTURE

Saunders County – Nebraska

Farms with Spanish, Hispanic, or Latino Operators Compared with All Farms



Data are not available at this geographic level for farms with Spanish, Hispanic, or Latino operators.



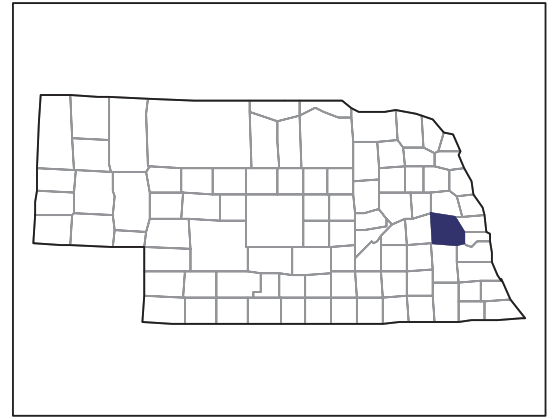
United States Department of Agriculture
National Agricultural Statistics Service

www.agcensus.usda.gov

2007 CENSUS OF AGRICULTURE

Saunders County – Nebraska

Farms with American Indian or Alaska Native Operators Compared with All Farms



Data are not available at this geographic level for farms with American Indian or Alaska Native operators.



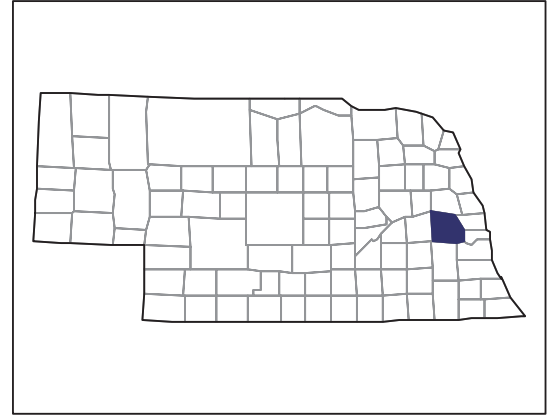
United States Department of Agriculture
National Agricultural Statistics Service

www.agcensus.usda.gov

2007 CENSUS *OF* AGRICULTURE

Saunders County – Nebraska

**Farms with Asian Operators
Compared with All Farms**



Data are not available at this geographic level for farms with Asian operators.



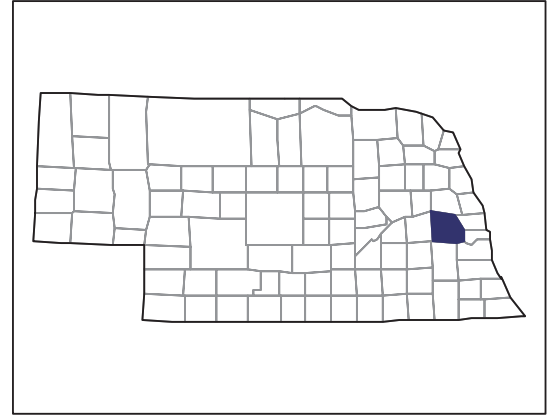
United States Department of Agriculture
National Agricultural Statistics Service

www.agcensus.usda.gov

2007 CENSUS OF AGRICULTURE

Saunders County – Nebraska

Farms with Black or African American Operators Compared with All Farms



Data are not available at this geographic level for farms with Black or African American operators.



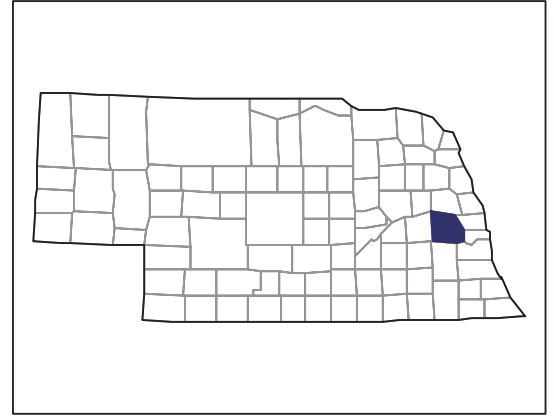
United States Department of Agriculture
National Agricultural Statistics Service

www.agcensus.usda.gov

2007 CENSUS OF AGRICULTURE

Saunders County – Nebraska

Farms with Native Hawaiian or Other Pacific Islander Operators Compared with All Farms



Data are not available at this geographic level for farms with Native Hawaiian or Other Pacific Islander operators.



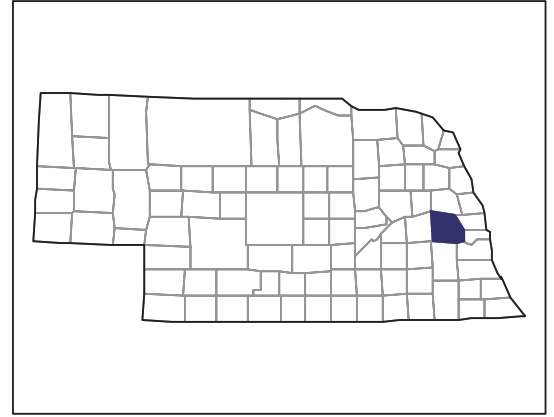
United States Department of Agriculture
National Agricultural Statistics Service

www.agcensus.usda.gov

2007 CENSUS OF AGRICULTURE

Saunders County – Nebraska

Farms with White Operators Compared with All Farms



Data are not available at this geographic level for farms with White operators.



United States Department of Agriculture
National Agricultural Statistics Service

www.agcensus.usda.gov

