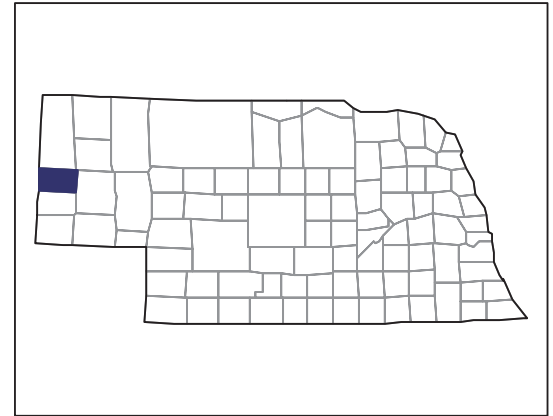


2007 CENSUS OF AGRICULTURE



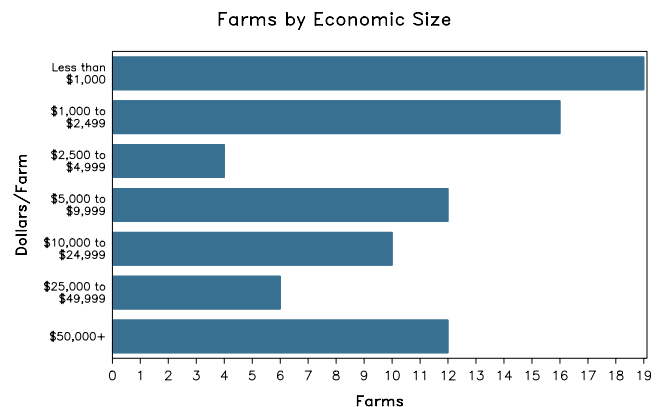
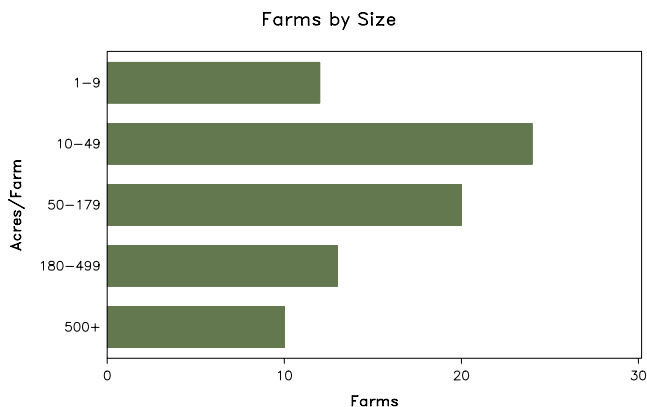
Scotts Bluff County – Nebraska

Farms with Women Principal Operators Compared with All Farms

	Women Principal Operators	All Farms
Number of Farms	79	730
Land in Farms	28,206 acres	360,286 acres
Average Size of Farm	357 acres	494 acres
Market Value of Products Sold	\$2,069,000	\$214,509,000
Crop Sales	\$822,000	\$66,236,000
Livestock Sales	\$1,247,000	\$148,273,000
Average Per Farm	\$26,189	\$293,848
Government Payments	\$241,000	\$3,019,000
Average Per Farm Receiving Payments	\$5,885	\$6,329

See footnotes on reverse page.

Farms with Women Principal Operators



2007 CENSUS OF AGRICULTURE

Scotts Bluff County – Nebraska Farms with Women Principal Operators

Selected Highlights

Item	Farms	Quantity
MARKET VALUE OF AGRICULTURAL PRODUCTS SOLD (\$1,000)		
Total value of agricultural products sold	79	2,069
Value of crops including nursery and greenhouse	23	822
Value of livestock, poultry, and their products	29	1,247
VALUE OF SALES BY COMMODITY GROUP (\$1,000)		
Grains, oilseeds, dry beans, and dry peas	16	576
Tobacco	-	-
Cotton and cottonseed	-	-
Vegetables, melons, potatoes and sweet potatoes	-	-
Fruits, tree nuts, and berries	-	-
Nursery, greenhouse, floriculture, and sod	3	(D)
Cut Christmas trees and short rotation woody crops	-	-
Other crops and hay	8	(D)
Poultry and eggs	5	3
Cattle and calves	17	1,163
Milk and other dairy products from cows	4	(D)
Hogs and pigs	2	(D)
Sheep, goats, and their products	5	7
Horses, ponies, mules, burros, and donkeys	3	3
Aquaculture	-	-
Other animals and other animal products	5	(D)
TOP CROP ITEMS (acres)		
Corn for grain	16	1,731
Forage - land used for all hay and haylage, grass silage, and greenchop	15	679
Dry edible beans, excluding limas	5	140
Corn for silage or greenchop	3	64
Wheat for grain, all	1	(D)
TOP LIVESTOCK INVENTORY ITEMS (number)		
Cattle and calves	21	1,412
Horses and ponies	30	254
Sheep and lambs	6	(D)
Goats, all	12	167
Layers	10	161

Operator Characteristics

Item	Quantity
Primary occupation:	
Farming	33
Other	46
Days worked off farm:	
None	19
Any	60
Years on present farm:	
2 years or less	2
3 to 4 years	5
5 to 9 years	18
10 years or more	54
Age group:	
Under 45 years	10
45 to 64 years	45
65 years and over	24
Average age of principal operator (years)	58.7

Economic Characteristics

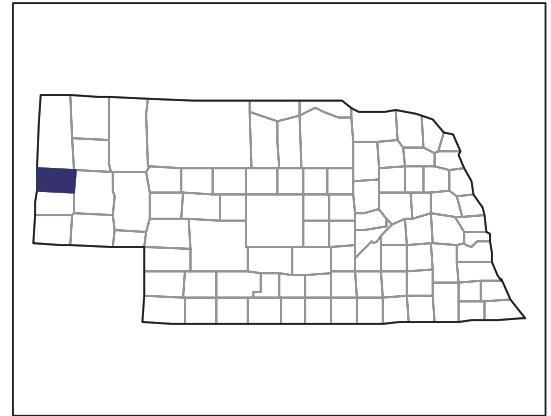
Item	Quantity
Farms by value of sales:	
Less than \$1,000	35
\$1,000 to \$2,499	9
\$2,500 to \$4,999	3
\$5,000 to \$9,999	9
\$10,000 to \$49,999	11
\$50,000 to \$99,999	5
\$100,000 to \$249,999	5
\$250,000 to \$499,999	2
\$500,000 or more	-
Total farm production expenses (\$1,000)	2,506
Average per farm (\$)	31,719
Net cash farm income of operation (\$1,000)	3
Average per farm (\$)	40
Value of agricultural products sold directly to individuals for human consumption (\$1,000)	8
Total organic product sales (\$1,000)	-
Total income from farm-related sources, gross before taxes and expenses (\$1,000)	199

See "Census of Agriculture, Volume 1, Geographic Area Series" for complete footnotes, explanations, definitions, and methodology.
(D) Cannot be disclosed. (Z) Less than half of the unit shown.

2007 CENSUS OF AGRICULTURE

Scotts Bluff County – Nebraska

Farms with Spanish, Hispanic, or Latino Operators Compared with All Farms



Data are not available at this geographic level for farms with Spanish, Hispanic, or Latino operators.



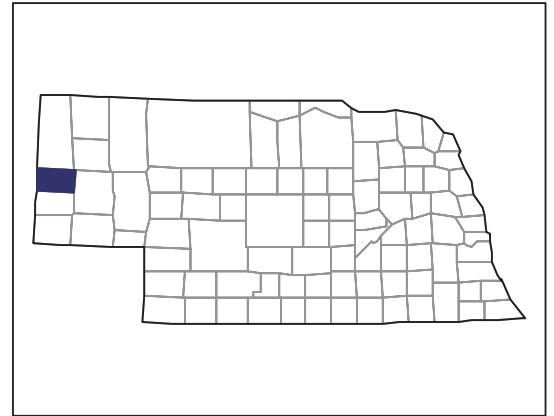
United States Department of Agriculture
National Agricultural Statistics Service

www.agcensus.usda.gov

2007 CENSUS OF AGRICULTURE

Scotts Bluff County – Nebraska

Farms with American Indian or Alaska Native Operators Compared with All Farms



Data are not available at this geographic level for farms with American Indian or Alaska Native operators.



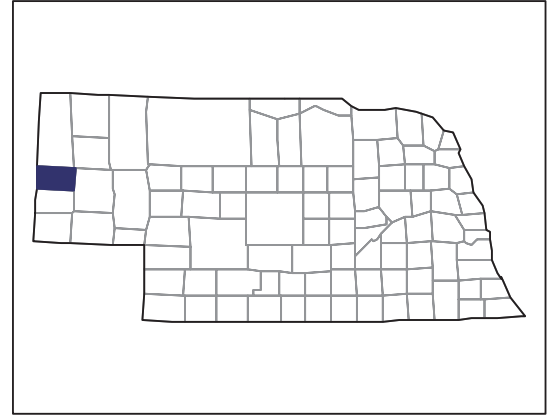
United States Department of Agriculture
National Agricultural Statistics Service

www.agcensus.usda.gov

2007 CENSUS OF AGRICULTURE

Scotts Bluff County – Nebraska

Farms with Asian Operators Compared with All Farms



Data are not available at this geographic level for farms with Asian operators.



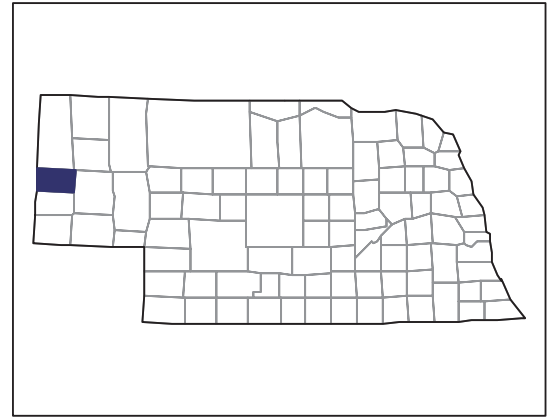
United States Department of Agriculture
National Agricultural Statistics Service

www.agcensus.usda.gov

2007 CENSUS OF AGRICULTURE

Scotts Bluff County – Nebraska

Farms with Black or African American Operators Compared with All Farms



Data are not available at this geographic level for farms with Black or African American operators.



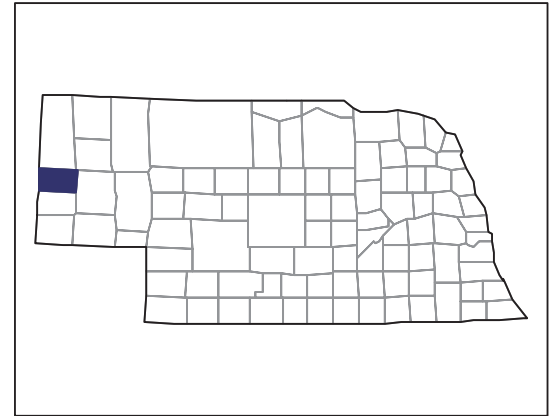
United States Department of Agriculture
National Agricultural Statistics Service

www.agcensus.usda.gov

2007 CENSUS *OF* AGRICULTURE

Scotts Bluff County – Nebraska

Farms with Native Hawaiian or Other Pacific Islander Operators Compared with All Farms



Data are not available at this geographic level for farms with Native Hawaiian or Other Pacific Islander operators.



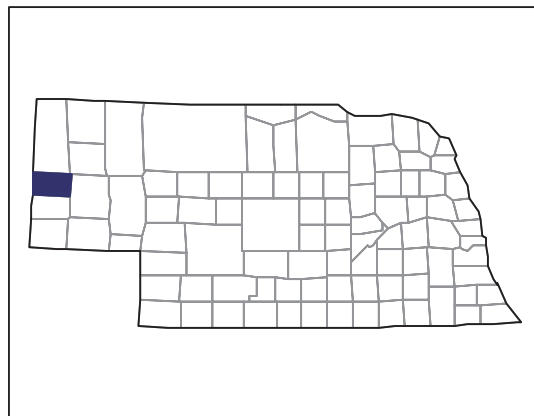
United States Department of Agriculture
National Agricultural Statistics Service

www.agcensus.usda.gov

2007 CENSUS *OF* AGRICULTURE

Scotts Bluff County – Nebraska

Farms with White Operators Compared with All Farms



Data are not available at this geographic level for farms with White operators.



United States Department of Agriculture
National Agricultural Statistics Service

www.agcensus.usda.gov

