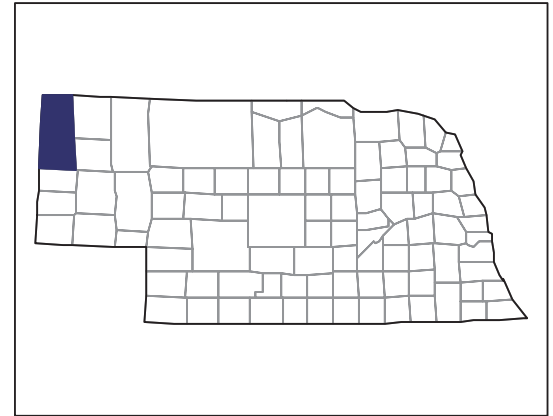


# 2007 CENSUS OF AGRICULTURE



## Sioux County – Nebraska

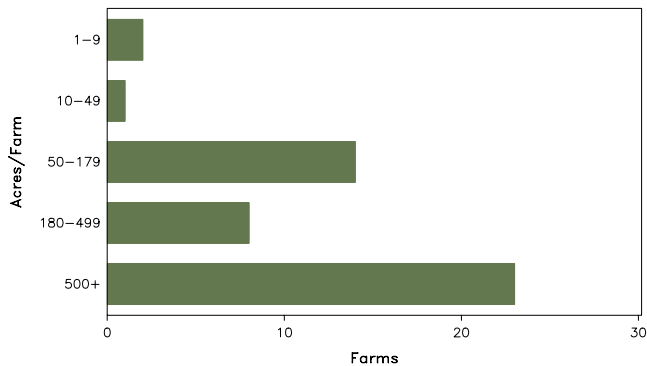
### Farms with Women Principal Operators Compared with All Farms

	Women Principal Operators	All Farms
<b>Number of Farms</b>	48	366
<b>Land in Farms</b>	90,433 acres	1,292,053 acres
<b>Average Size of Farm</b>	1,884 acres	3,530 acres
<b>Market Value of Products Sold</b>	\$4,788,000	\$108,929,000
Crop Sales	\$167,000	\$13,637,000
Livestock Sales	\$4,621,000	\$95,293,000
Average Per Farm	\$99,750	\$297,621
<b>Government Payments</b>	\$162,000	\$2,067,000
Average Per Farm Receiving Payments	\$7,063	\$9,658

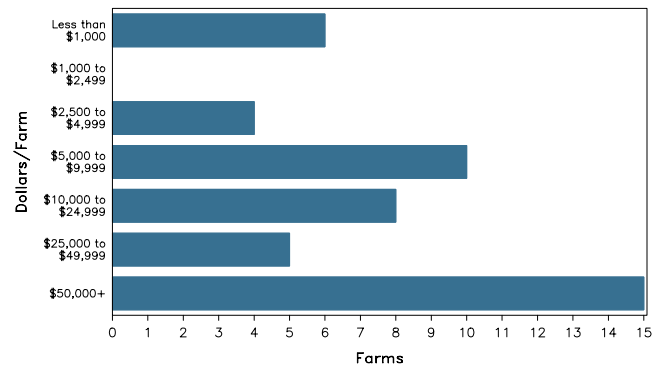
See footnotes on reverse page.

### Farms with Women Principal Operators

Farms by Size



Farms by Economic Size



# 2007 CENSUS OF AGRICULTURE

## Sioux County – Nebraska Farms with Women Principal Operators

### Selected Highlights

Item	Farms	Quantity
<b>MARKET VALUE OF AGRICULTURAL PRODUCTS SOLD (\$1,000)</b>		
Total value of agricultural products sold	48	4,788
Value of crops including nursery and greenhouse	13	167
Value of livestock, poultry, and their products	27	4,621
<b>VALUE OF SALES BY COMMODITY GROUP (\$1,000)</b>		
Grains, oilseeds, dry beans, and dry peas	5	(D)
Tobacco	-	-
Cotton and cottonseed	-	-
Vegetables, melons, potatoes and sweet potatoes	2	(D)
Fruits, tree nuts, and berries	-	-
Nursery, greenhouse, floriculture, and sod	-	-
Cut Christmas trees and short rotation woody crops	-	-
Other crops and hay	7	114
Poultry and eggs	6	1
Cattle and calves	22	(D)
Milk and other dairy products from cows	4	41
Hogs and pigs	-	-
Sheep, goats, and their products	2	(D)
Horses, ponies, mules, burros, and donkeys	4	(D)
Aquaculture	-	-
Other animals and other animal products	-	-
<b>TOP CROP ITEMS (acres)</b>		
Forage - land used for all hay and haylage, grass silage, and greenchop	22	3,014
Corn for grain	5	261
Vegetables harvested for sale	2	(D)
Potatoes	2	(D)
<b>TOP LIVESTOCK INVENTORY ITEMS (number)</b>		
Cattle and calves	23	6,153
Sheep and lambs	2	(D)
Horses and ponies	18	119
Layers	4	44
Goats, all	4	30

### Operator Characteristics

Item	Quantity
Primary occupation:	
Farming	24
Other	24
Days worked off farm:	
None	22
Any	26
Years on present farm:	
2 years or less	2
3 to 4 years	2
5 to 9 years	11
10 years or more	33
Age group:	
Under 45 years	6
45 to 64 years	17
65 years and over	25
Average age of principal operator (years)	62.5

### Economic Characteristics

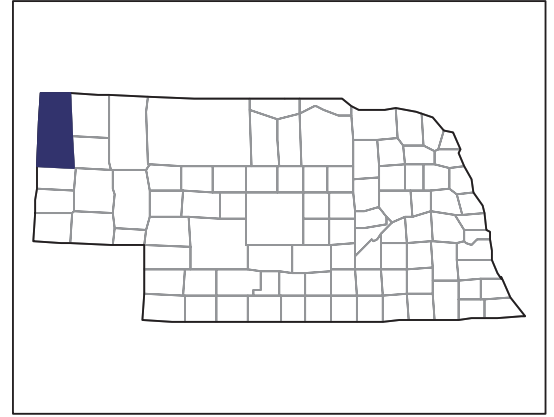
Item	Quantity
Farms by value of sales:	
Less than \$1,000	18
\$1,000 to \$2,499	-
\$2,500 to \$4,999	-
\$5,000 to \$9,999	6
\$10,000 to \$49,999	9
\$50,000 to \$99,999	7
\$100,000 to \$249,999	3
\$250,000 to \$499,999	1
\$500,000 or more	4
Total farm production expenses (\$1,000)	3,940
Average per farm (\$)	82,086
Net cash farm income of operation (\$1,000)	1,151
Average per farm (\$)	23,972
Value of agricultural products sold directly to individuals for human consumption (\$1,000)	(D)
Total organic product sales (\$1,000)	-
Total income from farm-related sources, gross before taxes and expenses (\$1,000)	140

See "Census of Agriculture, Volume 1, Geographic Area Series" for complete footnotes, explanations, definitions, and methodology.  
(D) Cannot be disclosed. (Z) Less than half of the unit shown.

# 2007 CENSUS OF AGRICULTURE

## Sioux County – Nebraska

### Farms with Spanish, Hispanic, or Latino Operators Compared with All Farms



Data are not available at this geographic level for farms with Spanish, Hispanic, or Latino operators.



United States Department of Agriculture  
National Agricultural Statistics Service

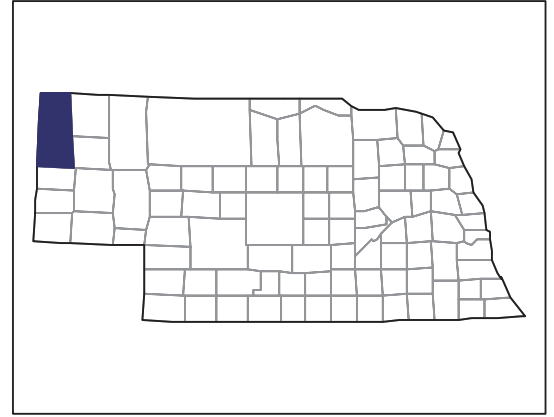
[www.agcensus.usda.gov](http://www.agcensus.usda.gov)



# 2007 CENSUS OF AGRICULTURE

## Sioux County – Nebraska

### Farms with American Indian or Alaska Native Operators Compared with All Farms



Data are not available at this geographic level for farms with American Indian or Alaska Native operators.



United States Department of Agriculture  
National Agricultural Statistics Service

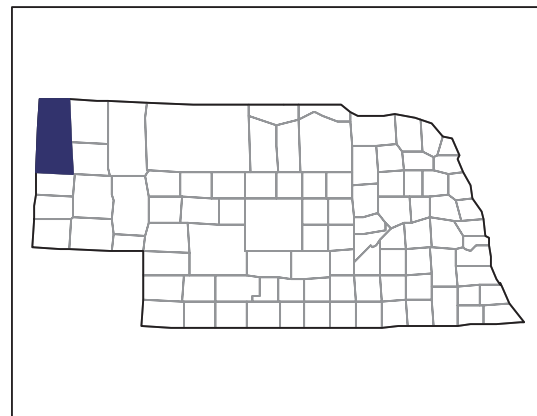
[www.agcensus.usda.gov](http://www.agcensus.usda.gov)



# 2007 CENSUS OF AGRICULTURE

## Sioux County – Nebraska

### Farms with Asian Operators Compared with All Farms



Data are not available at this geographic level for farms with Asian operators.



United States Department of Agriculture  
National Agricultural Statistics Service

[www.agcensus.usda.gov](http://www.agcensus.usda.gov)

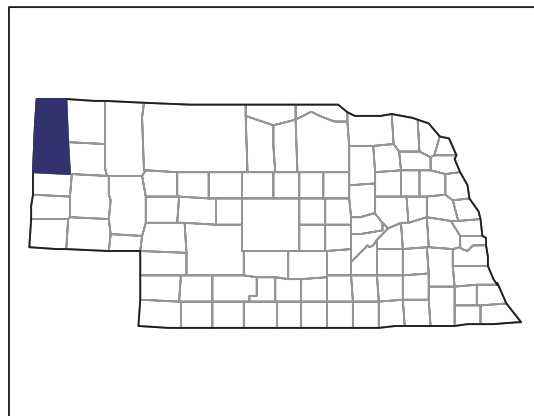




# 2007 CENSUS OF AGRICULTURE

## Sioux County – Nebraska

### Farms with Black or African American Operators Compared with All Farms



Data are not available at this geographic level for farms with Black or African American operators.



United States Department of Agriculture  
National Agricultural Statistics Service

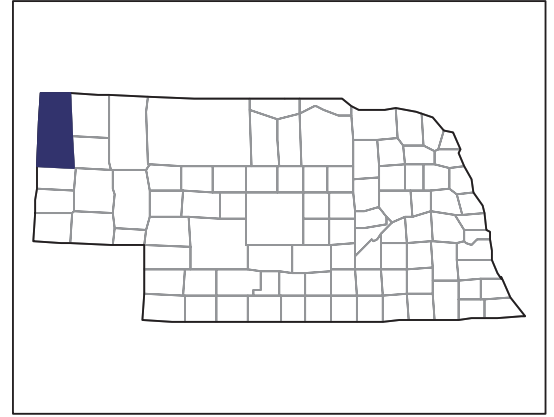
[www.agcensus.usda.gov](http://www.agcensus.usda.gov)



# 2007 CENSUS *OF* AGRICULTURE

## Sioux County – Nebraska

### Farms with Native Hawaiian or Other Pacific Islander Operators Compared with All Farms



Data are not available at this geographic level for farms with Native Hawaiian or Other Pacific Islander operators.



United States Department of Agriculture  
National Agricultural Statistics Service

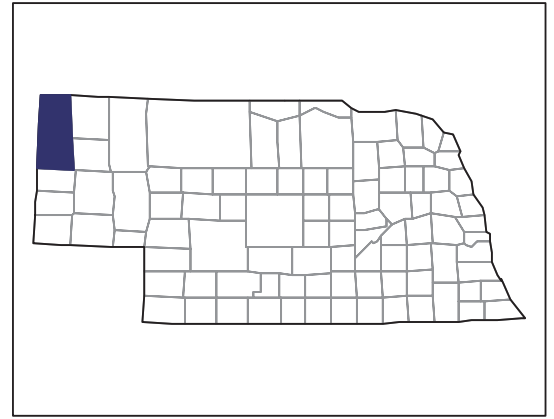
[www.agcensus.usda.gov](http://www.agcensus.usda.gov)



# 2007 CENSUS *OF* AGRICULTURE

## Sioux County – Nebraska

### Farms with White Operators Compared with All Farms



Data are not available at this geographic level for farms with White operators.



United States Department of Agriculture  
National Agricultural Statistics Service

[www.agcensus.usda.gov](http://www.agcensus.usda.gov)

