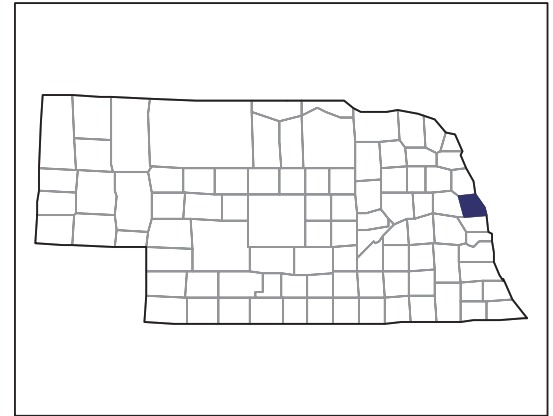


2007 CENSUS OF AGRICULTURE



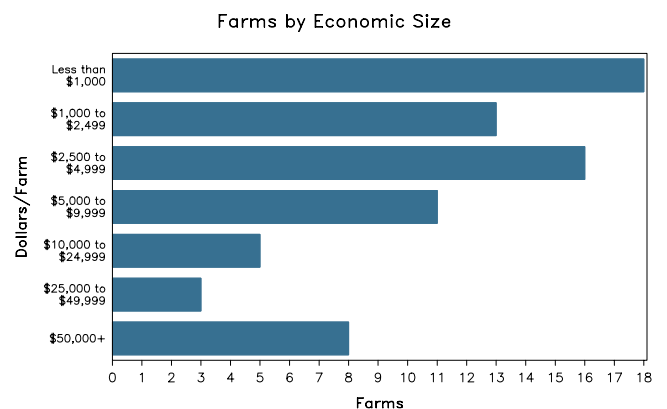
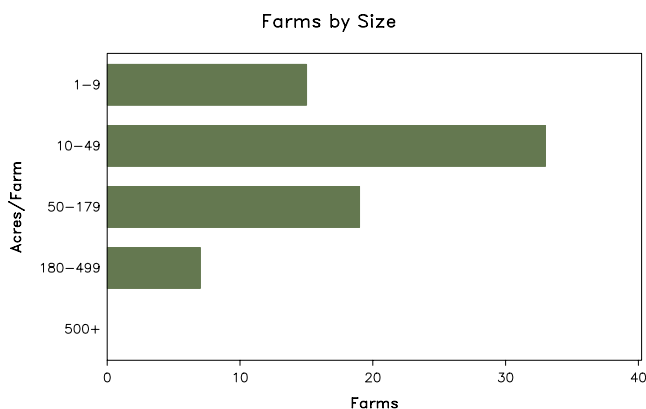
Washington County – Nebraska

Farms with Women Principal Operators Compared with All Farms

	Women Principal Operators	All Farms
Number of Farms	74	762
Land in Farms	4,785 acres	217,306 acres
Average Size of Farm	65 acres	285 acres
Market Value of Products Sold	\$833,000	\$131,435,000
Crop Sales	\$617,000	\$65,452,000
Livestock Sales	\$216,000	\$65,983,000
Average Per Farm	\$11,260	\$172,487
Government Payments	\$99,000	\$3,193,000
Average Per Farm Receiving Payments	\$3,657	\$6,451

See footnotes on reverse page.

Farms with Women Principal Operators



2007 CENSUS OF AGRICULTURE

Washington County – Nebraska Farms with Women Principal Operators

Selected Highlights

Item	Farms	Quantity
MARKET VALUE OF AGRICULTURAL PRODUCTS SOLD (\$1,000)		
Total value of agricultural products sold	74	833
Value of crops including nursery and greenhouse	38	617
Value of livestock, poultry, and their products	25	216
VALUE OF SALES BY COMMODITY GROUP (\$1,000)		
Grains, oilseeds, dry beans, and dry peas	19	515
Tobacco	-	-
Cotton and cottonseed	-	-
Vegetables, melons, potatoes and sweet potatoes	6	15
Fruits, tree nuts, and berries	2	(D)
Nursery, greenhouse, floriculture, and sod	5	(D)
Cut Christmas trees and short rotation woody crops	-	-
Other crops and hay	15	70
Poultry and eggs	6	(D)
Cattle and calves	9	23
Milk and other dairy products from cows	-	-
Hogs and pigs	2	(D)
Sheep, goats, and their products	4	4
Horses, ponies, mules, burros, and donkeys	11	125
Aquaculture	-	-
Other animals and other animal products	-	-
TOP CROP ITEMS (acres)		
Soybeans for beans	14	604
Corn for grain	9	589
Forage - land used for all hay and haylage, grass silage, and greenchop	17	408
Oats for grain	3	25
Vegetables harvested for sale	6	8
TOP LIVESTOCK INVENTORY ITEMS (number)		
Hogs and pigs	2	(D)
Horses and ponies	28	235
Cattle and calves	10	136
Layers	7	104
Pullets for laying flock replacement	1	(D)

Operator Characteristics

Item	Quantity
Primary occupation:	
Farming	28
Other	46
Days worked off farm:	
None	32
Any	42
Years on present farm:	
2 years or less	2
3 to 4 years	8
5 to 9 years	19
10 years or more	45
Age group:	
Under 45 years	12
45 to 64 years	38
65 years and over	24
Average age of principal operator (years)	58.3

Economic Characteristics

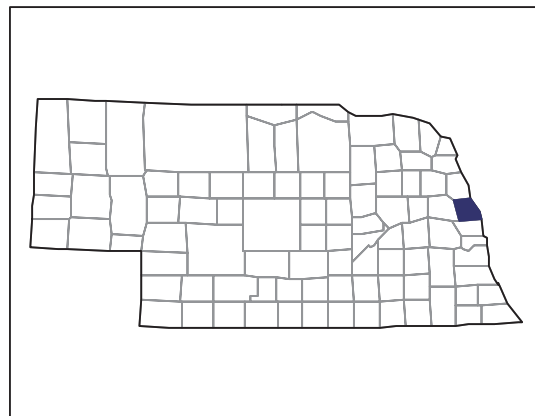
Item	Quantity
Farms by value of sales:	
Less than \$1,000	25
\$1,000 to \$2,499	12
\$2,500 to \$4,999	17
\$5,000 to \$9,999	7
\$10,000 to \$49,999	7
\$50,000 to \$99,999	5
\$100,000 to \$249,999	1
\$250,000 to \$499,999	-
\$500,000 or more	-
Total farm production expenses (\$1,000)	1,221
Average per farm (\$)	16,506
Net cash farm income of operation (\$1,000)	-137
Average per farm (\$)	-1,846
Value of agricultural products sold directly to individuals for human consumption (\$1,000)	12
Total organic product sales (\$1,000)	-
Total income from farm-related sources, gross before taxes and expenses (\$1,000)	153

See "Census of Agriculture, Volume 1, Geographic Area Series" for complete footnotes, explanations, definitions, and methodology.
(D) Cannot be disclosed. (Z) Less than half of the unit shown.

2007 CENSUS *OF* AGRICULTURE

Washington County – Nebraska

Farms with Spanish, Hispanic, or Latino Operators Compared with All Farms



Data are not available at this geographic level for farms with Spanish, Hispanic, or Latino operators.



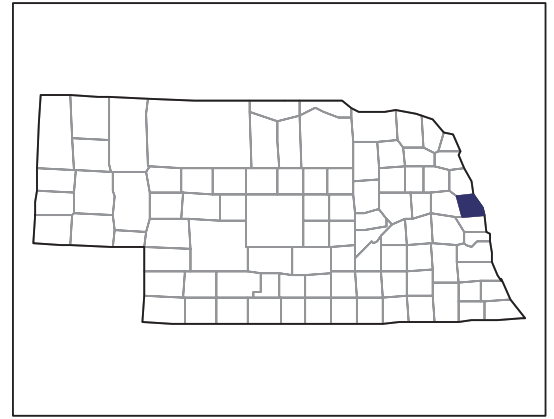
United States Department of Agriculture
National Agricultural Statistics Service

www.agcensus.usda.gov

2007 CENSUS OF AGRICULTURE

Washington County – Nebraska

Farms with American Indian or Alaska Native Operators Compared with All Farms



Data are not available at this geographic level for farms with American Indian or Alaska Native operators.



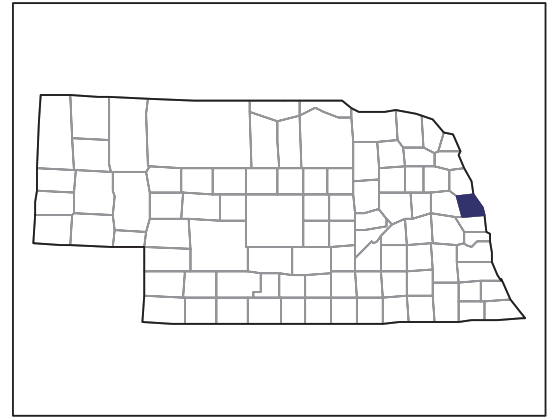
United States Department of Agriculture
National Agricultural Statistics Service

www.agcensus.usda.gov

2007 CENSUS OF AGRICULTURE

Washington County – Nebraska

Farms with Asian Operators Compared with All Farms



Data are not available at this geographic level for farms with Asian operators.



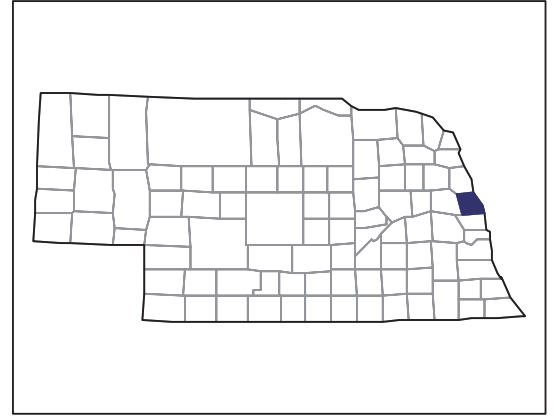
United States Department of Agriculture
National Agricultural Statistics Service

www.agcensus.usda.gov

2007 CENSUS OF AGRICULTURE

Washington County – Nebraska

Farms with Black or African American Operators Compared with All Farms



Data are not available at this geographic level for farms with Black or African American operators.



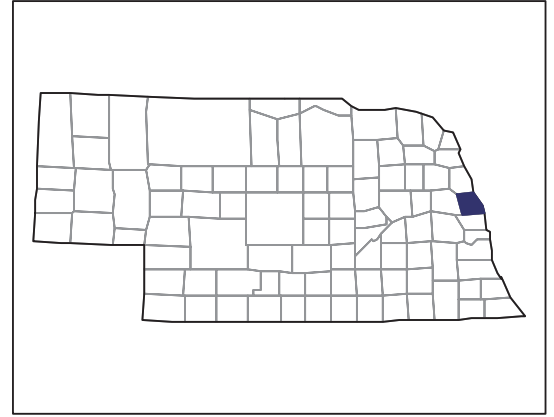
United States Department of Agriculture
National Agricultural Statistics Service

www.agcensus.usda.gov

2007 CENSUS OF AGRICULTURE

Washington County – Nebraska

Farms with Native Hawaiian or Other Pacific Islander Operators Compared with All Farms



Data are not available at this geographic level for farms with Native Hawaiian or Other Pacific Islander operators.



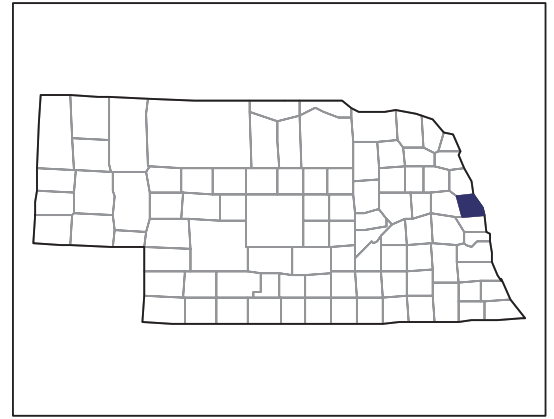
United States Department of Agriculture
National Agricultural Statistics Service

www.agcensus.usda.gov

2007 CENSUS OF AGRICULTURE

Washington County – Nebraska

Farms with White Operators Compared with All Farms



Data are not available at this geographic level for farms with White operators.



United States Department of Agriculture
National Agricultural Statistics Service

www.agcensus.usda.gov

