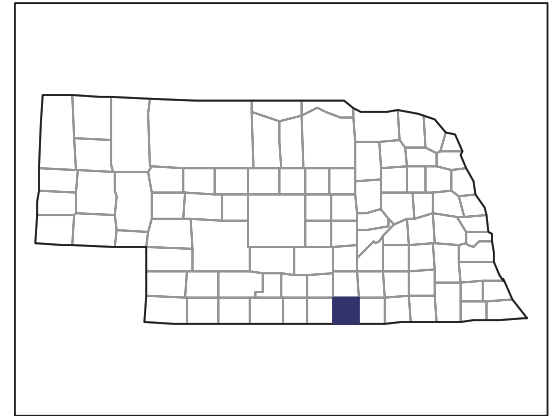


2007 CENSUS OF AGRICULTURE



Webster County – Nebraska

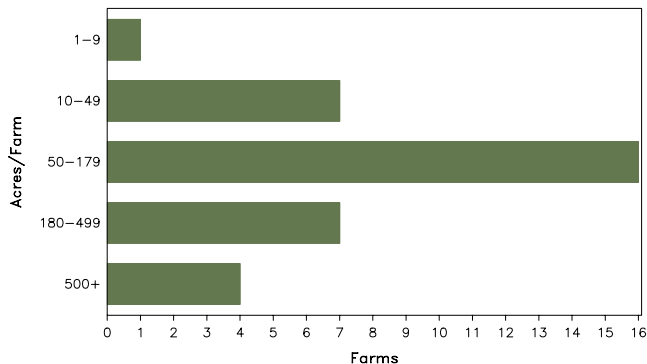
Farms with Women Principal Operators Compared with All Farms

	Women Principal Operators	All Farms
Number of Farms	35	430
Land in Farms	7,255 acres	305,507 acres
Average Size of Farm	207 acres	710 acres
Market Value of Products Sold	\$1,110,000	\$140,945,000
Crop Sales	\$883,000	\$52,865,000
Livestock Sales	\$227,000	\$88,080,000
Average Per Farm	\$31,720	\$327,780
Government Payments	\$220,000	\$4,237,000
Average Per Farm Receiving Payments	\$8,151	\$12,649

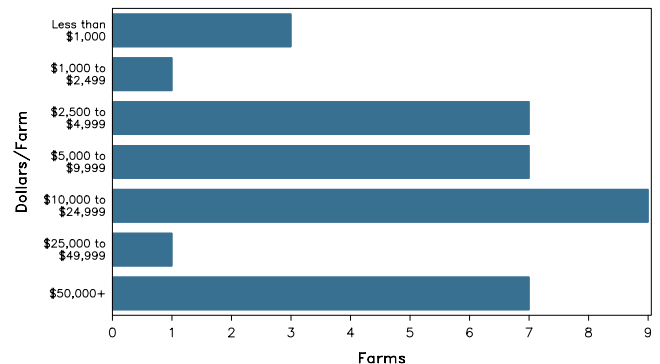
See footnotes on reverse page.

Farms with Women Principal Operators

Farms by Size



Farms by Economic Size



2007 CENSUS OF AGRICULTURE

Webster County – Nebraska Farms with Women Principal Operators

Selected Highlights

Item	Farms	Quantity
MARKET VALUE OF AGRICULTURAL PRODUCTS SOLD (\$1,000)		
Total value of agricultural products sold	35	1,110
Value of crops including nursery and greenhouse	10	883
Value of livestock, poultry, and their products	12	227
VALUE OF SALES BY COMMODITY GROUP (\$1,000)		
Grains, oilseeds, dry beans, and dry peas	7	859
Tobacco	-	-
Cotton and cottonseed	-	-
Vegetables, melons, potatoes and sweet potatoes	-	-
Fruits, tree nuts, and berries	-	-
Nursery, greenhouse, floriculture, and sod	-	-
Cut Christmas trees and short rotation woody crops	-	-
Other crops and hay	5	24
Poultry and eggs	3	10
Cattle and calves	10	(D)
Milk and other dairy products from cows	-	-
Hogs and pigs	2	(D)
Sheep, goats, and their products	2	(D)
Horses, ponies, mules, burros, and donkeys	2	(D)
Aquaculture	-	-
Other animals and other animal products	-	-
TOP CROP ITEMS (acres)		
Wheat for grain, all	7	832
Corn for grain	5	747
Soybeans for beans	4	662
Sorghum for grain	3	453
Forage - land used for all hay and haylage, grass silage, and greenchop	11	383
TOP LIVESTOCK INVENTORY ITEMS (number)		
Cattle and calves	13	427
Broilers and other meat-type chickens	2	(D)
Layers	3	75
Ducks	2	(D)
Horses and ponies	10	47

Operator Characteristics

Item	Quantity
Primary occupation:	
Farming	8
Other	27
Days worked off farm:	
None	10
Any	25
Years on present farm:	
2 years or less	4
3 to 4 years	5
5 to 9 years	9
10 years or more	17
Age group:	
Under 45 years	4
45 to 64 years	18
65 years and over	13
Average age of principal operator (years)	58.1

Economic Characteristics

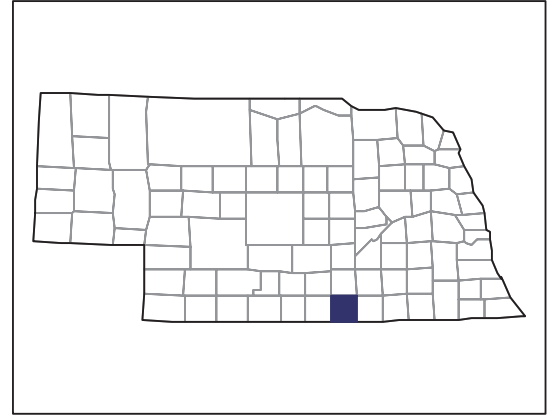
Item	Quantity
Farms by value of sales:	
Less than \$1,000	17
\$1,000 to \$2,499	2
\$2,500 to \$4,999	2
\$5,000 to \$9,999	3
\$10,000 to \$49,999	5
\$50,000 to \$99,999	4
\$100,000 to \$249,999	-
\$250,000 to \$499,999	2
\$500,000 or more	-
Total farm production expenses (\$1,000)	795
Average per farm (\$)	22,715
Net cash farm income of operation (\$1,000)	636
Average per farm (\$)	18,175
Value of agricultural products sold directly to individuals for human consumption (\$1,000)	(D)
Total organic product sales (\$1,000)	-
Total income from farm-related sources, gross before taxes and expenses (\$1,000)	101

See "Census of Agriculture, Volume 1, Geographic Area Series" for complete footnotes, explanations, definitions, and methodology.
(D) Cannot be disclosed. (Z) Less than half of the unit shown.

2007 CENSUS OF AGRICULTURE

Webster County – Nebraska

Farms with Spanish, Hispanic, or Latino Operators Compared with All Farms



Data are not available at this geographic level for farms with Spanish, Hispanic, or Latino operators.



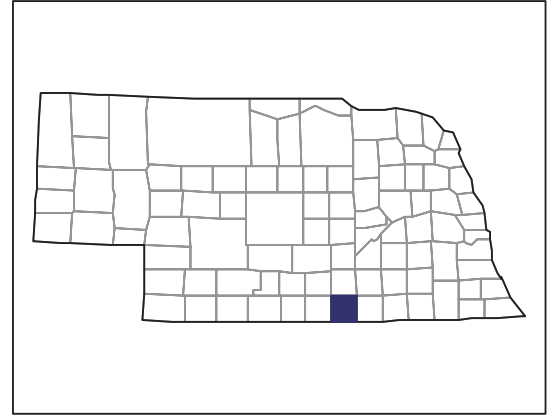
United States Department of Agriculture
National Agricultural Statistics Service

www.agcensus.usda.gov

2007 CENSUS OF AGRICULTURE

Webster County – Nebraska

Farms with American Indian or Alaska Native Operators Compared with All Farms



Data are not available at this geographic level for farms with American Indian or Alaska Native operators.



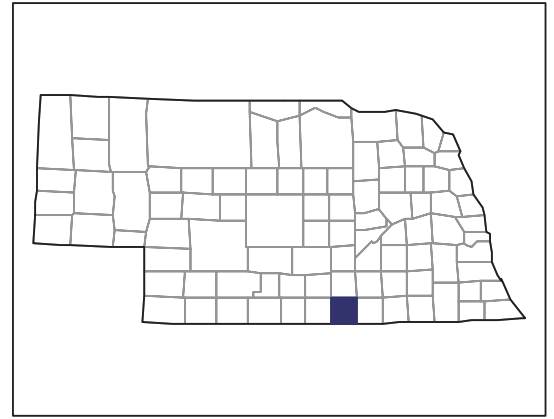
United States Department of Agriculture
National Agricultural Statistics Service

www.agcensus.usda.gov

2007 CENSUS OF AGRICULTURE

Webster County – Nebraska

Farms with Asian Operators Compared with All Farms



Data are not available at this geographic level for farms with Asian operators.



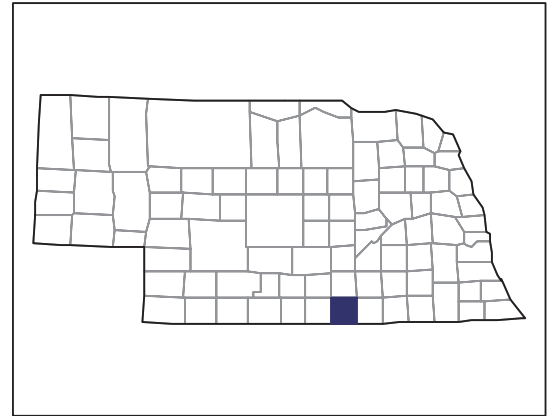
United States Department of Agriculture
National Agricultural Statistics Service

www.agcensus.usda.gov

2007 CENSUS OF AGRICULTURE

Webster County – Nebraska

Farms with Black or African American Operators Compared with All Farms



Data are not available at this geographic level for farms with Black or African American operators.



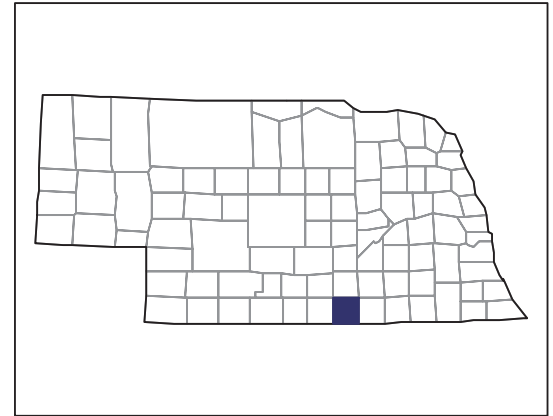
United States Department of Agriculture
National Agricultural Statistics Service

www.agcensus.usda.gov

2007 CENSUS OF AGRICULTURE

Webster County – Nebraska

Farms with Native Hawaiian or Other Pacific Islander Operators Compared with All Farms



Data are not available at this geographic level for farms with Native Hawaiian or Other Pacific Islander operators.



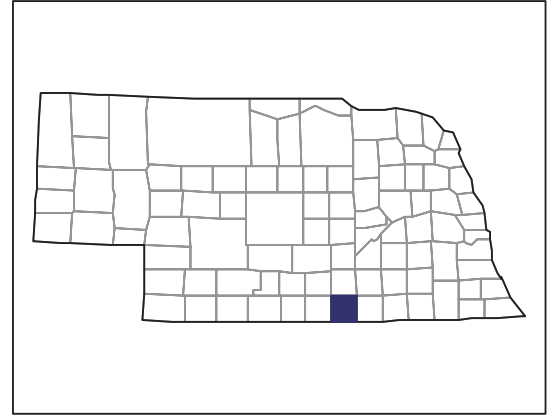
United States Department of Agriculture
National Agricultural Statistics Service

www.agcensus.usda.gov

2007 CENSUS OF AGRICULTURE

Webster County – Nebraska

Farms with White Operators Compared with All Farms



Data are not available at this geographic level for farms with White operators.



United States Department of Agriculture
National Agricultural Statistics Service

www.agcensus.usda.gov

