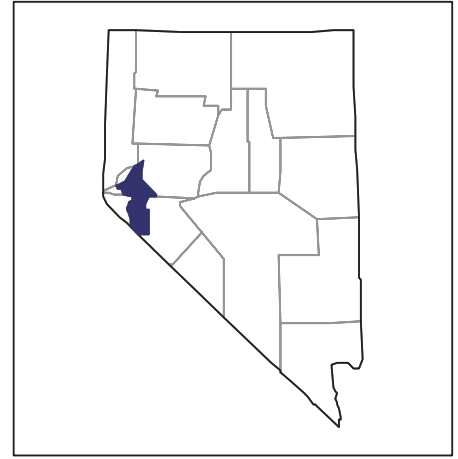


# 2007 CENSUS OF AGRICULTURE



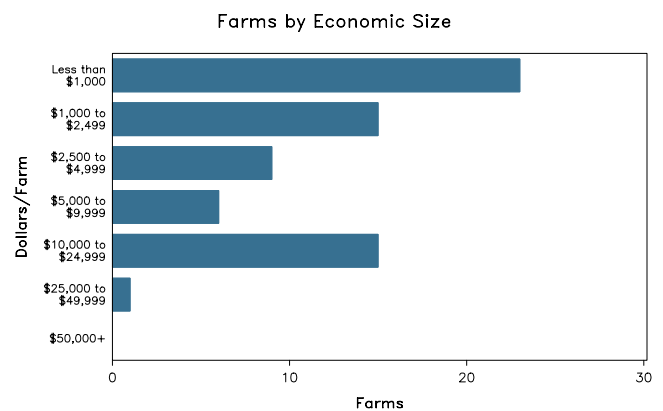
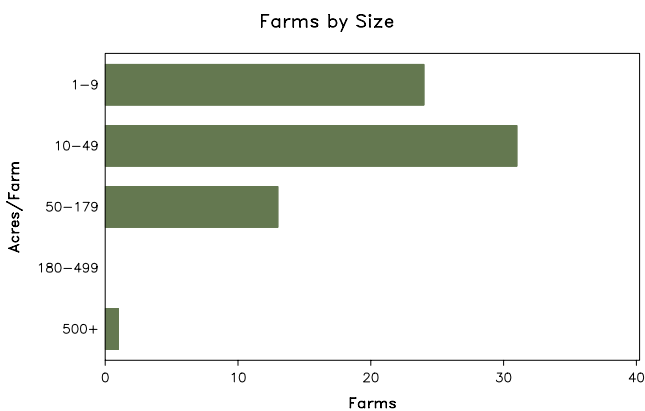
## Lyon County – Nevada

### Farms with Women Principal Operators Compared with All Farms

	Women Principal Operators	All Farms
<b>Number of Farms</b>	69	325
<b>Land in Farms</b>	3,532 acres	260,660 acres
<b>Average Size of Farm</b>	51 acres	802 acres
<b>Market Value of Products Sold</b>	\$403,000	\$91,108,000
Crop Sales	\$184,000	\$62,158,000
Livestock Sales	\$220,000	\$28,950,000
Average Per Farm	\$5,844	\$280,331
<b>Government Payments</b>	-	\$59,000
Average Per Farm Receiving Payments	-	\$5,377

See footnotes on reverse page.

### Farms with Women Principal Operators



# 2007 CENSUS OF AGRICULTURE

## Lyon County – Nevada Farms with Women Principal Operators

### Selected Highlights

Item	Farms	Quantity
<b>MARKET VALUE OF AGRICULTURAL PRODUCTS SOLD (\$1,000)</b>		
Total value of agricultural products sold	69	403
Value of crops including nursery and greenhouse	12	184
Value of livestock, poultry, and their products	47	220
<b>VALUE OF SALES BY COMMODITY GROUP (\$1,000)</b>		
Grains, oilseeds, dry beans, and dry peas	-	-
Tobacco	-	-
Cotton and cottonseed	-	-
Vegetables, melons, potatoes and sweet potatoes	2	(D)
Fruits, tree nuts, and berries	1	(D)
Nursery, greenhouse, floriculture, and sod	3	(D)
Cut Christmas trees and short rotation woody crops	-	-
Other crops and hay	10	153
Poultry and eggs	10	7
Cattle and calves	15	58
Milk and other dairy products from cows	1	(D)
Hogs and pigs	4	(D)
Sheep, goats, and their products	23	40
Horses, ponies, mules, burros, and donkeys	13	108
Aquaculture	-	-
Other animals and other animal products	2	(D)
<b>TOP CROP ITEMS (acres)</b>		
Forage - land used for all hay and haylage, grass silage, and greenchop	12	417
Vegetables harvested for sale	1	(D)
Beans, snap	1	(D)
Broccoli	1	(D)
Cabbage, head	1	(D)
<b>TOP LIVESTOCK INVENTORY ITEMS (number)</b>		
Horses and ponies	40	492
Goats, all	19	429
Layers	15	290
Cattle and calves	27	264
Sheep and lambs	13	124

### Operator Characteristics

Item	Quantity
Primary occupation:	
Farming	35
Other	34
Days worked off farm:	
None	35
Any	34
Years on present farm:	
2 years or less	-
3 to 4 years	1
5 to 9 years	11
10 years or more	57
Age group:	
Under 45 years	13
45 to 64 years	49
65 years and over	7
Average age of principal operator (years)	52.8

### Economic Characteristics

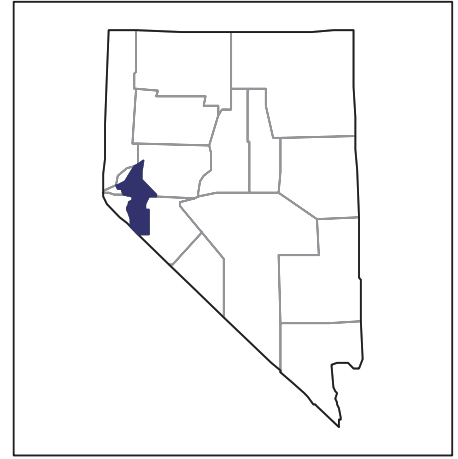
Item	Quantity
Farms by value of sales:	
Less than \$1,000	23
\$1,000 to \$2,499	15
\$2,500 to \$4,999	9
\$5,000 to \$9,999	6
\$10,000 to \$49,999	16
\$50,000 to \$99,999	-
\$100,000 to \$249,999	-
\$250,000 to \$499,999	-
\$500,000 or more	-
Total farm production expenses (\$1,000)	1,140
Average per farm (\$)	16,518
Net cash farm income of operation (\$1,000)	-711
Average per farm (\$)	-10,307
Value of agricultural products sold directly to individuals for human consumption (\$1,000)	7
Total organic product sales (\$1,000)	(D)
Total income from farm-related sources, gross before taxes and expenses (\$1,000)	25

See "Census of Agriculture, Volume 1, Geographic Area Series" for complete footnotes, explanations, definitions, and methodology.  
(D) Cannot be disclosed. (Z) Less than half of the unit shown.

# 2007 CENSUS OF AGRICULTURE

## Lyon County – Nevada

### Farms with Spanish, Hispanic, or Latino Operators Compared with All Farms



Data are not available at this geographic level for farms with Spanish, Hispanic, or Latino operators.



United States Department of Agriculture  
National Agricultural Statistics Service

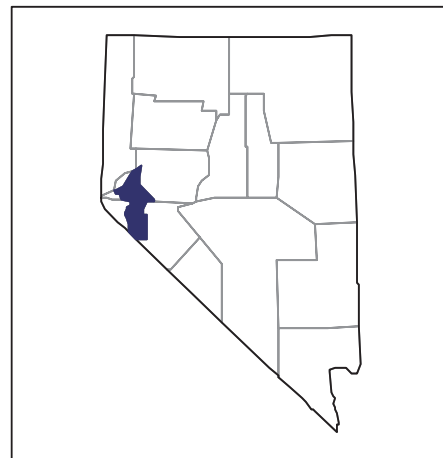
[www.agcensus.usda.gov](http://www.agcensus.usda.gov)



# 2007 CENSUS *OF* AGRICULTURE

## Lyon County – Nevada

### Farms with American Indian or Alaska Native Operators Compared with All Farms



Data are not available at this geographic level for farms with American Indian or Alaska Native operators.



United States Department of Agriculture  
National Agricultural Statistics Service

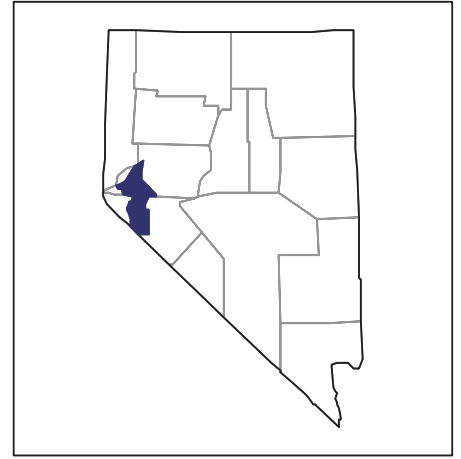
[www.agcensus.usda.gov](http://www.agcensus.usda.gov)



# 2007 CENSUS *OF* AGRICULTURE

**Lyon County – Nevada**

**Farms with Asian Operators  
Compared with All Farms**



**Data are not available at this geographic level for farms with Asian operators.**



United States Department of Agriculture  
National Agricultural Statistics Service

[www.agcensus.usda.gov](http://www.agcensus.usda.gov)

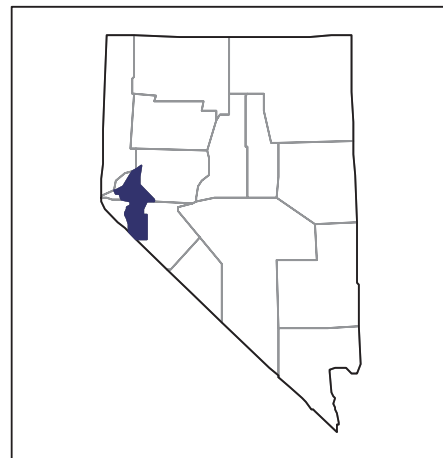




# 2007 CENSUS *OF* AGRICULTURE

**Lyon County – Nevada**

**Farms with Black or African American  
Operators Compared with All Farms**



**Data are not available at this geographic level for farms with Black or African American operators.**



United States Department of Agriculture  
National Agricultural Statistics Service

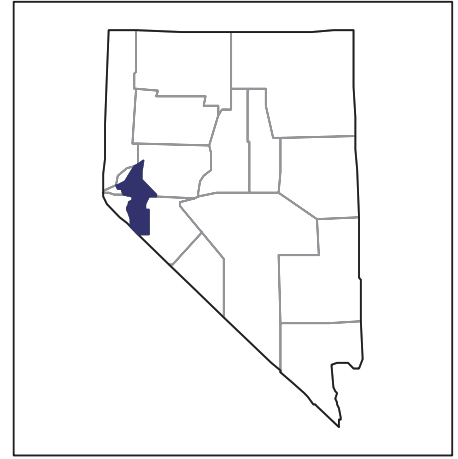
[www.agcensus.usda.gov](http://www.agcensus.usda.gov)



# 2007 CENSUS *OF* AGRICULTURE

## Lyon County – Nevada

### Farms with Native Hawaiian or Other Pacific Islander Operators Compared with All Farms



Data are not available at this geographic level for farms with Native Hawaiian or Other Pacific Islander operators.



United States Department of Agriculture  
National Agricultural Statistics Service

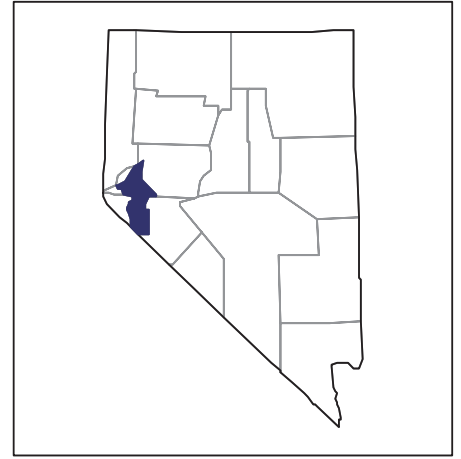
[www.agcensus.usda.gov](http://www.agcensus.usda.gov)



# 2007 CENSUS *OF* AGRICULTURE

Lyon County – Nevada

Farms with White Operators  
Compared with All Farms



Data are not available at this geographic level for farms with White operators.



United States Department of Agriculture  
National Agricultural Statistics Service

[www.agcensus.usda.gov](http://www.agcensus.usda.gov)

