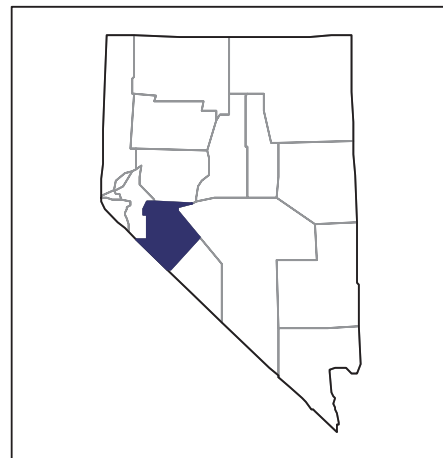


2007 CENSUS *OF* AGRICULTURE

Mineral County – Nevada

**Farms with Women Principal
Operators Compared with All Farms**



Data are not available at this geographic level for farms with women principal operators.



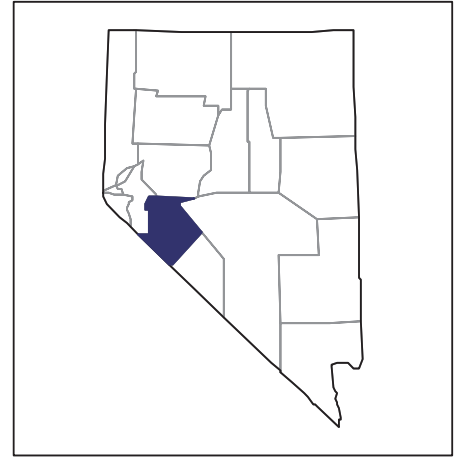
United States Department of Agriculture
National Agricultural Statistics Service

www.agcensus.usda.gov

2007 CENSUS *OF* AGRICULTURE

Mineral County – Nevada

Farms with Spanish, Hispanic, or Latino Operators Compared with All Farms



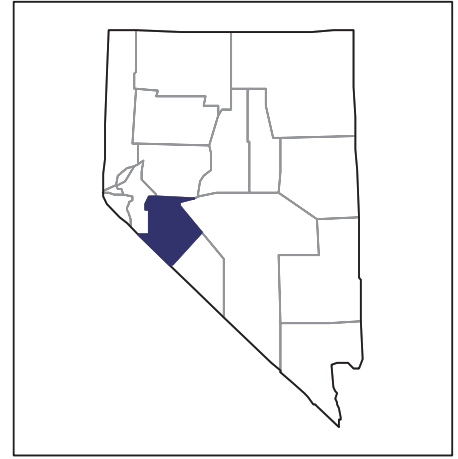
Data are not available at this geographic level for farms with Spanish, Hispanic, or Latino operators.



United States Department of Agriculture
National Agricultural Statistics Service

www.agcensus.usda.gov

2007 CENSUS OF AGRICULTURE



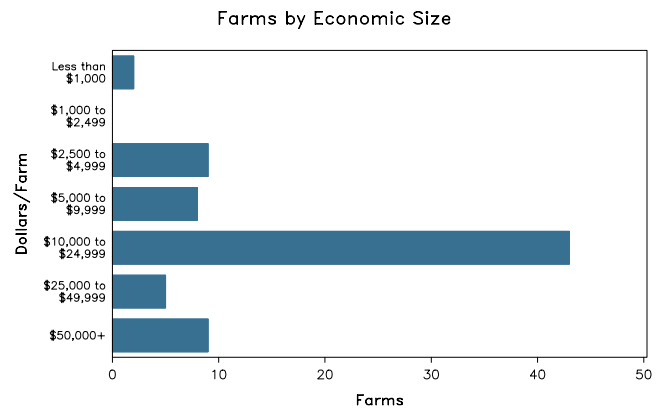
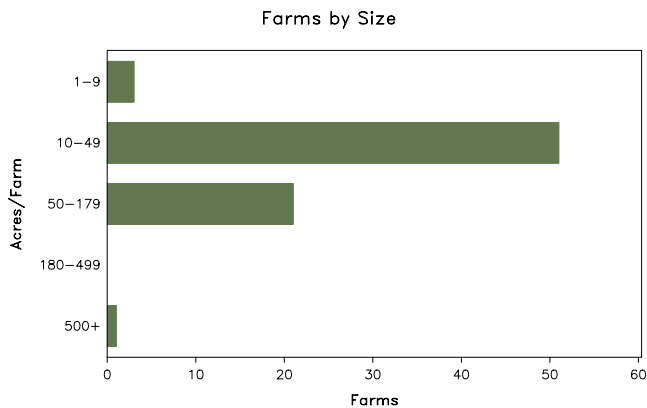
Mineral County – Nevada

Farms with American Indian or Alaska Native Operators Compared with All Farms

	American Indian or Alaska Native Operators ²	All Farms
Number of Farm Operators ¹	83	105
Number of Farms	76	84
Land in Farms	(D)	(D)
Average Size of Farm	(D)	(D)
Market Value of Products Sold	\$753,000	\$2,943,000
Crop Sales	(D)	(D)
Livestock Sales	(D)	(D)
Average Per Farm	\$9,910	\$35,035
Government Payments	\$929,000	\$938,000
Average Per Farm Receiving Payments	\$15,752	\$15,629

See footnotes on reverse page.

Farms with American Indian or Alaska Native Operators



2007 CENSUS OF AGRICULTURE

Mineral County – Nevada Farms with American Indian or Alaska Native Operators

Selected Highlights

Item	Farms	Quantity
MARKET VALUE OF AGRICULTURAL PRODUCTS SOLD (\$1,000)		
Total value of agricultural products sold	76	753
Value of crops including nursery and greenhouse	1	(D)
Value of livestock, poultry, and their products	26	(D)
VALUE OF SALES BY COMMODITY GROUP (\$1,000)		
Grains, oilseeds, dry beans, and dry peas	-	-
Tobacco	-	-
Cotton and cottonseed	-	-
Vegetables, melons, potatoes and sweet potatoes	-	-
Fruits, tree nuts, and berries	-	-
Nursery, greenhouse, floriculture, and sod	-	-
Cut Christmas trees and short rotation woody crops	-	-
Other crops and hay	1	(D)
Poultry and eggs	1	(D)
Cattle and calves	26	736
Milk and other dairy products from cows	2	(D)
Hogs and pigs	1	(D)
Sheep, goats, and their products	-	-
Horses, ponies, mules, burros, and donkeys	2	(D)
Aquaculture	-	-
Other animals and other animal products	-	-
TOP CROP ITEMS (acres)		
Forage - land used for all hay and haylage, grass silage, and greenchop	3	30
TOP LIVESTOCK INVENTORY ITEMS (number)		
Cattle and calves	27	2,471
Horses and ponies	36	220
Layers	4	51
Hogs and pigs	1	(D)

Operator Characteristics

Item	Quantity
Primary occupation:	
Farming	52
Other	31
Days worked off farm:	
None	41
Any	42
Years on present farm:	
2 years or less	-
3 to 4 years	1
5 to 9 years	6
10 years or more	76
Age group:	
Under 45 years	5
45 to 64 years	39
65 years and over	39
Average age (years)	60.7

Economic Characteristics

Item	Quantity
Farms by value of sales:	
Less than \$1,000	49
\$1,000 to \$2,499	5
\$2,500 to \$4,999	7
\$5,000 to \$9,999	2
\$10,000 to \$49,999	7
\$50,000 to \$99,999	3
\$100,000 to \$249,999	3
\$250,000 to \$499,999	-
\$500,000 or more	-
Total farm production expenses (\$1,000)	661
Average per farm (\$)	8,693
Net cash farm income of operation (\$1,000)	1,022
Average per farm (\$)	13,446
Value of agricultural products sold directly to individuals for human consumption (\$1,000)	-
Total organic product sales (\$1,000)	-
Total income from farm-related sources, gross before taxes and expenses (\$1,000)	-

See "Census of Agriculture, Volume 1, Geographic Area Series" for complete footnotes, explanations, definitions, and methodology.

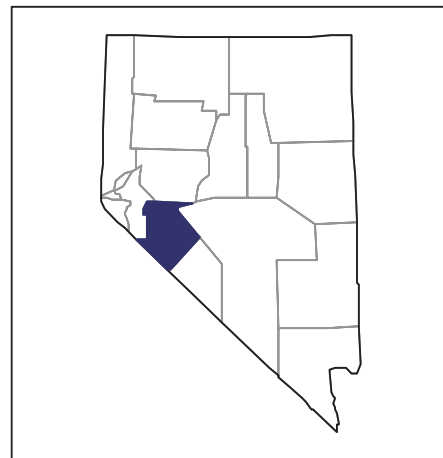
(D) Cannot be disclosed. (Z) Less than half of the unit shown.

¹ Data were collected for a maximum of three operators per farm. ² Operators reporting selected race alone or in combination with other races.

2007 CENSUS OF AGRICULTURE

Mineral County – Nevada

**Farms with Asian Operators
Compared with All Farms**



Data are not available at this geographic level for farms with Asian operators.



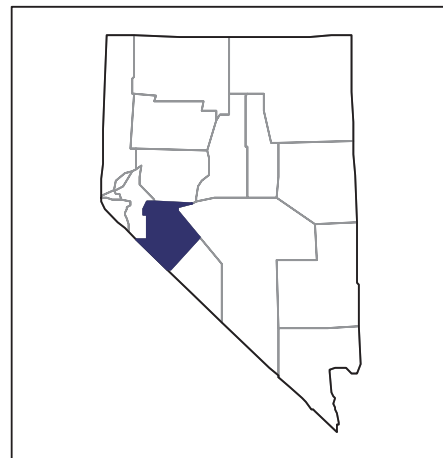
United States Department of Agriculture
National Agricultural Statistics Service

www.agcensus.usda.gov

2007 CENSUS *OF* AGRICULTURE

Mineral County – Nevada

Farms with Black or African American Operators Compared with All Farms



Data are not available at this geographic level for farms with Black or African American operators.



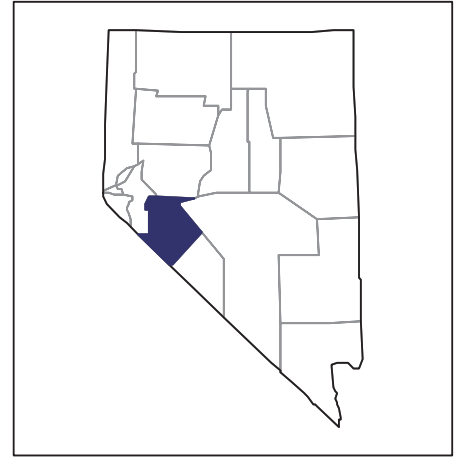
United States Department of Agriculture
National Agricultural Statistics Service

www.agcensus.usda.gov

2007 CENSUS *OF* AGRICULTURE

Mineral County – Nevada

Farms with Native Hawaiian or Other Pacific Islander Operators Compared with All Farms



Data are not available at this geographic level for farms with Native Hawaiian or Other Pacific Islander operators.



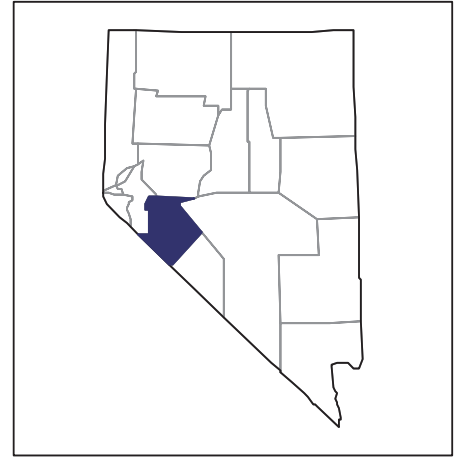
United States Department of Agriculture
National Agricultural Statistics Service

www.agcensus.usda.gov

2007 CENSUS *OF* **AGRICULTURE**

Mineral County – Nevada

**Farms with White Operators
Compared with All Farms**



Data are not available at this geographic level for farms with White operators.



United States Department of Agriculture
National Agricultural Statistics Service

www.agcensus.usda.gov

