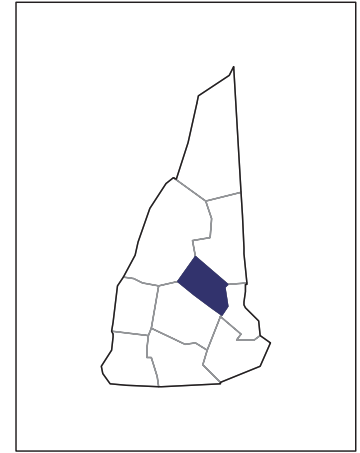


# 2007 CENSUS OF AGRICULTURE



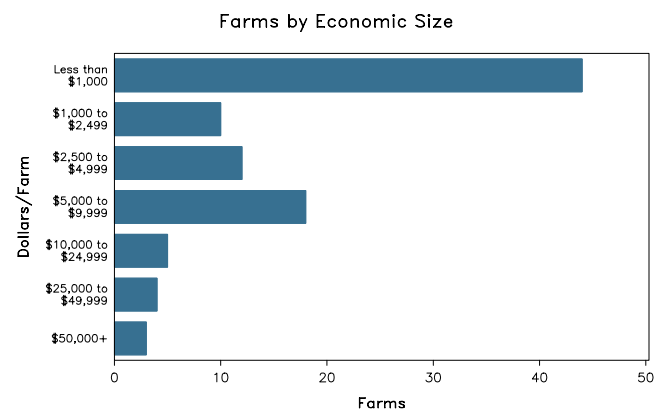
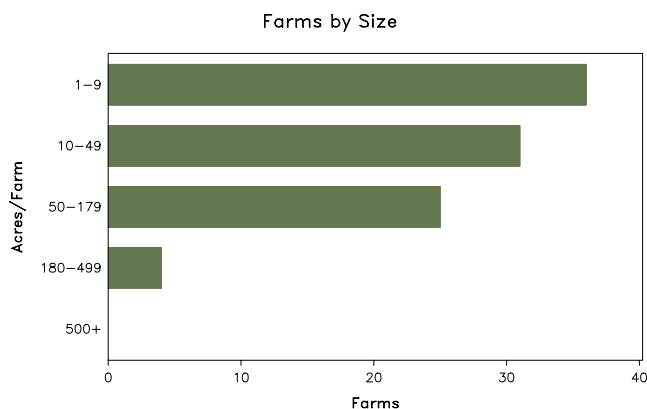
## Belknap County – New Hampshire

### Farms with Women Principal Operators Compared with All Farms

	Women Principal Operators	All Farms
<b>Number of Farms</b>	96	270
<b>Land in Farms</b>	3,905 acres	23,378 acres
<b>Average Size of Farm</b>	41 acres	87 acres
<b>Market Value of Products Sold</b>	\$542,000	\$7,668,000
Crop Sales	\$393,000	\$4,702,000
Livestock Sales	\$149,000	\$2,966,000
Average Per Farm	\$5,647	\$28,400
<b>Government Payments</b>	\$22,000	\$120,000
Average Per Farm Receiving Payments	\$3,584	\$5,449

See footnotes on reverse page.

### Farms with Women Principal Operators



# 2007 CENSUS OF AGRICULTURE

## Belknap County – New Hampshire Farms with Women Principal Operators

### Selected Highlights

Item	Farms	Quantity
<b>MARKET VALUE OF AGRICULTURAL PRODUCTS SOLD (\$1,000)</b>		
Total value of agricultural products sold	96	542
Value of crops including nursery and greenhouse	40	393
Value of livestock, poultry, and their products	40	149
<b>VALUE OF SALES BY COMMODITY GROUP (\$1,000)</b>		
Grains, oilseeds, dry beans, and dry peas	-	-
Tobacco	-	-
Cotton and cottonseed	-	-
Vegetables, melons, potatoes and sweet potatoes	8	(D)
Fruits, tree nuts, and berries	15	206
Nursery, greenhouse, floriculture, and sod	9	88
Cut Christmas trees and short rotation woody crops	4	(D)
Other crops and hay	21	62
Poultry and eggs	26	(D)
Cattle and calves	6	(D)
Milk and other dairy products from cows	3	2
Hogs and pigs	5	3
Sheep, goats, and their products	17	(D)
Horses, ponies, mules, burros, and donkeys	8	(D)
Aquaculture	-	-
Other animals and other animal products	7	-
<b>TOP CROP ITEMS (acres)</b>		
Forage - land used for all hay and haylage, grass silage, and greenchop	25	547
Land in berries	15	122
Cut Christmas trees	7	54
Corn for silage or greenchop	1	(D)
Vegetables harvested for sale	8	(D)
<b>TOP LIVESTOCK INVENTORY ITEMS (number)</b>		
Layers	35	735
Turkeys	9	354
Horses and ponies	54	279
Goats, all	22	161
Cattle and calves	31	131

### Operator Characteristics

Item	Quantity
Primary occupation:	
Farming	66
Other	30
Days worked off farm:	
None	50
Any	46
Years on present farm:	
2 years or less	7
3 to 4 years	17
5 to 9 years	26
10 years or more	46
Age group:	
Under 45 years	32
45 to 64 years	52
65 years and over	12
Average age of principal operator (years)	51.4

### Economic Characteristics

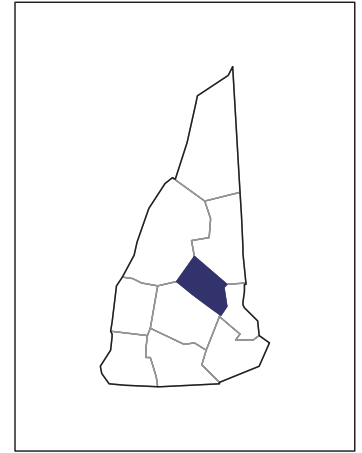
Item	Quantity
Farms by value of sales:	
Less than \$1,000	44
\$1,000 to \$2,499	10
\$2,500 to \$4,999	12
\$5,000 to \$9,999	18
\$10,000 to \$49,999	9
\$50,000 to \$99,999	3
\$100,000 to \$249,999	-
\$250,000 to \$499,999	-
\$500,000 or more	-
Total farm production expenses (\$1,000)	1,657
Average per farm (\$)	17,264
Net cash farm income of operation (\$1,000)	-954
Average per farm (\$)	-9,938
Value of agricultural products sold directly to individuals for human consumption (\$1,000)	99
Total organic product sales (\$1,000)	(D)
Total income from farm-related sources, gross before taxes and expenses (\$1,000)	140

See "Census of Agriculture, Volume 1, Geographic Area Series" for complete footnotes, explanations, definitions, and methodology.  
(D) Cannot be disclosed. (Z) Less than half of the unit shown.

# 2007 CENSUS *OF* AGRICULTURE

## Belknap County – New Hampshire

### Farms with Spanish, Hispanic, or Latino Operators Compared with All Farms



Data are not available at this geographic level for farms with Spanish, Hispanic, or Latino operators.



United States Department of Agriculture  
National Agricultural Statistics Service

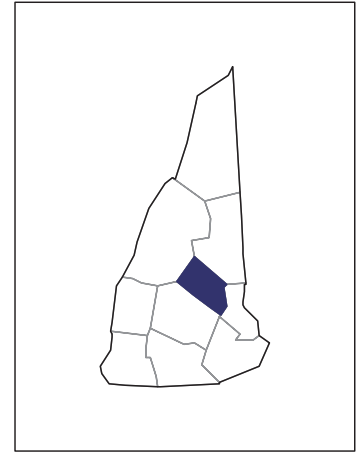
[www.agcensus.usda.gov](http://www.agcensus.usda.gov)



# 2007 CENSUS *OF* AGRICULTURE

**Belknap County – New Hampshire**

**Farms with American Indian or Alaska  
Native Operators Compared with All  
Farms**



**Data are not available at this geographic level for farms with American Indian or Alaska Native operators.**



United States Department of Agriculture  
National Agricultural Statistics Service

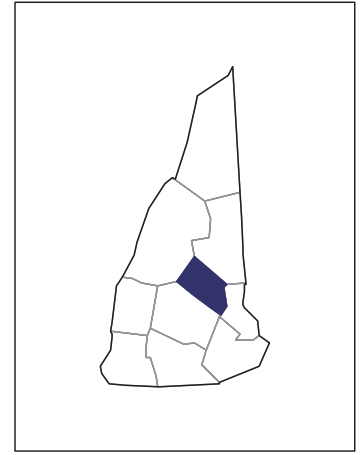
[www.agcensus.usda.gov](http://www.agcensus.usda.gov)



# 2007 CENSUS OF AGRICULTURE

**Belknap County – New Hampshire**

**Farms with Asian Operators  
Compared with All Farms**



**Data are not available at this geographic level for farms with Asian operators.**



United States Department of Agriculture  
National Agricultural Statistics Service

[www.agcensus.usda.gov](http://www.agcensus.usda.gov)

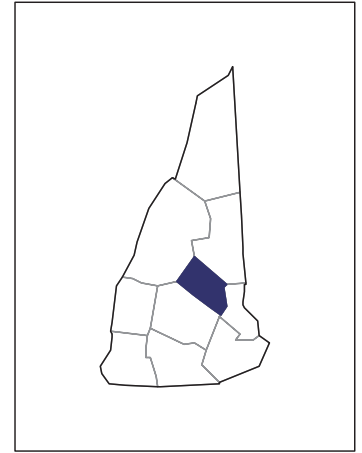




# 2007 CENSUS *OF* AGRICULTURE

**Belknap County – New Hampshire**

**Farms with Black or African American  
Operators Compared with All Farms**



**Data are not available at this geographic level for farms with Black or African American operators.**



United States Department of Agriculture  
National Agricultural Statistics Service

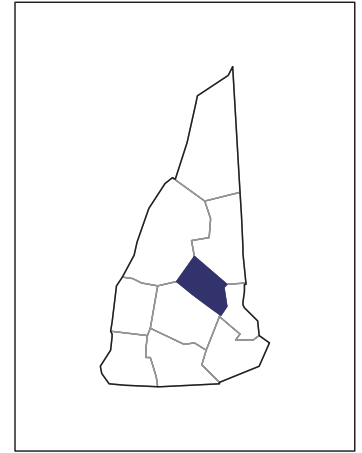
[www.agcensus.usda.gov](http://www.agcensus.usda.gov)



# 2007 CENSUS *OF* AGRICULTURE

**Belknap County – New Hampshire**

**Farms with Native Hawaiian or Other  
Pacific Islander Operators Compared  
with All Farms**



**Data are not available at this geographic level for farms with Native Hawaiian or Other Pacific Islander operators.**



United States Department of Agriculture  
National Agricultural Statistics Service

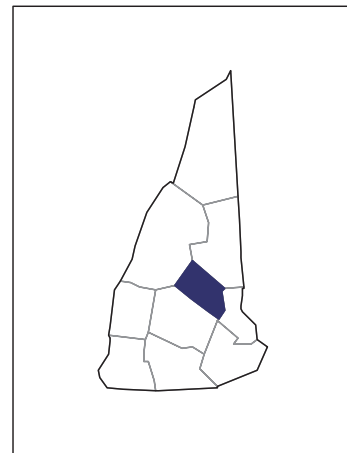
[www.agcensus.usda.gov](http://www.agcensus.usda.gov)



# 2007 CENSUS *OF* AGRICULTURE

**Belknap County – New Hampshire**

**Farms with White Operators  
Compared with All Farms**



**Data are not available at this geographic level for farms with White operators.**



United States Department of Agriculture  
National Agricultural Statistics Service

[www.agcensus.usda.gov](http://www.agcensus.usda.gov)

