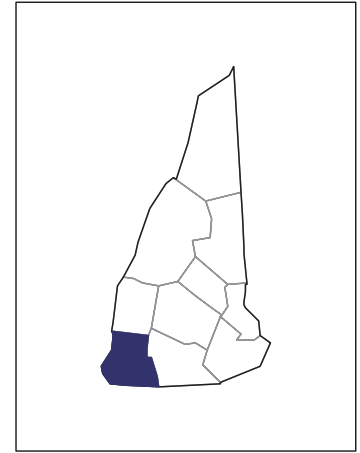


# 2007 CENSUS OF AGRICULTURE



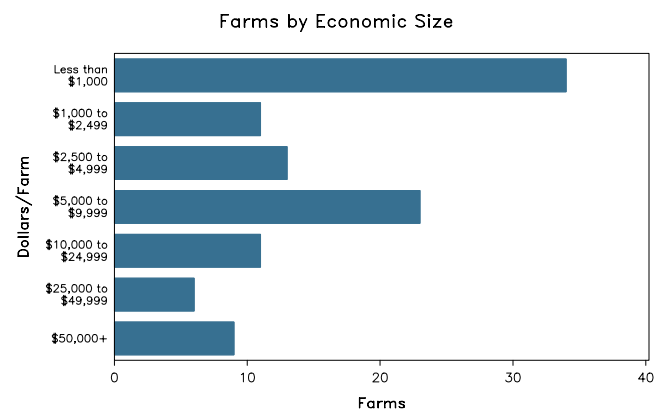
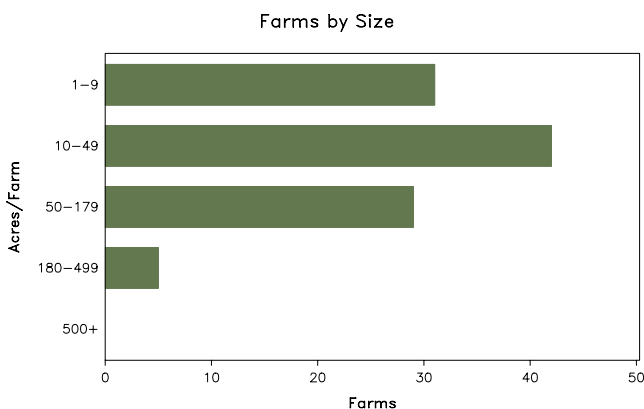
## Cheshire County – New Hampshire

### Farms with Women Principal Operators Compared with All Farms

	Women Principal Operators	All Farms
<b>Number of Farms</b>	107	419
<b>Land in Farms</b>	5,649 acres	48,241 acres
<b>Average Size of Farm</b>	53 acres	115 acres
<b>Market Value of Products Sold</b>	\$1,629,000	\$15,406,000
Crop Sales	\$694,000	\$4,400,000
Livestock Sales	\$935,000	\$11,006,000
Average Per Farm	\$15,225	\$36,768
<b>Government Payments</b>	\$5,000	\$143,000
Average Per Farm Receiving Payments	\$606	\$3,403

See footnotes on reverse page.

### Farms with Women Principal Operators



# 2007 CENSUS OF AGRICULTURE

## Cheshire County – New Hampshire Farms with Women Principal Operators

### Selected Highlights

Item	Farms	Quantity
<b>MARKET VALUE OF AGRICULTURAL PRODUCTS SOLD (\$1,000)</b>		
Total value of agricultural products sold	107	1,629
Value of crops including nursery and greenhouse	48	694
Value of livestock, poultry, and their products	64	935
<b>VALUE OF SALES BY COMMODITY GROUP (\$1,000)</b>		
Grains, oilseeds, dry beans, and dry peas	-	-
Tobacco	-	-
Cotton and cottonseed	-	-
Vegetables, melons, potatoes and sweet potatoes	9	367
Fruits, tree nuts, and berries	9	(D)
Nursery, greenhouse, floriculture, and sod	14	213
Cut Christmas trees and short rotation woody crops	3	(D)
Other crops and hay	22	39
Poultry and eggs	24	24
Cattle and calves	9	56
Milk and other dairy products from cows	9	397
Hogs and pigs	10	5
Sheep, goats, and their products	35	62
Horses, ponies, mules, burros, and donkeys	7	259
Aquaculture	-	-
Other animals and other animal products	23	131
<b>TOP CROP ITEMS (acres)</b>		
Forage - land used for all hay and haylage, grass silage, and greenchop	26	492
Vegetables harvested for sale	9	34
Cut Christmas trees	4	22
Land in berries	4	16
Floriculture crops, total	5	14
<b>TOP LIVESTOCK INVENTORY ITEMS (number)</b>		
Broilers and other meat-type chickens	3	900
Layers	23	615
Sheep and lambs	36	566
Cattle and calves	14	422
Horses and ponies	31	208

### Operator Characteristics

Item	Quantity
Primary occupation:	
Farming	59
Other	48
Days worked off farm:	
None	42
Any	65
Years on present farm:	
2 years or less	10
3 to 4 years	14
5 to 9 years	36
10 years or more	47
Age group:	
Under 45 years	40
45 to 64 years	56
65 years and over	11
Average age of principal operator (years)	48.3

### Economic Characteristics

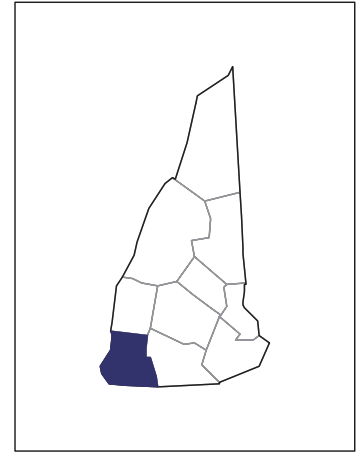
Item	Quantity
Farms by value of sales:	
Less than \$1,000	34
\$1,000 to \$2,499	11
\$2,500 to \$4,999	13
\$5,000 to \$9,999	23
\$10,000 to \$49,999	17
\$50,000 to \$99,999	7
\$100,000 to \$249,999	1
\$250,000 to \$499,999	1
\$500,000 or more	-
Total farm production expenses (\$1,000)	2,605
Average per farm (\$)	24,350
Net cash farm income of operation (\$1,000)	-658
Average per farm (\$)	-6,152
Value of agricultural products sold directly to individuals for human consumption (\$1,000)	366
Total organic product sales (\$1,000)	(D)
Total income from farm-related sources, gross before taxes and expenses (\$1,000)	313

See "Census of Agriculture, Volume 1, Geographic Area Series" for complete footnotes, explanations, definitions, and methodology.  
(D) Cannot be disclosed. (Z) Less than half of the unit shown.

# 2007 CENSUS OF AGRICULTURE

## Cheshire County – New Hampshire

### Farms with Spanish, Hispanic, or Latino Operators Compared with All Farms



Data are not available at this geographic level for farms with Spanish, Hispanic, or Latino operators.



United States Department of Agriculture  
National Agricultural Statistics Service

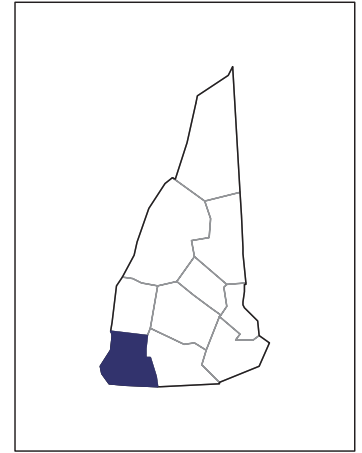
[www.agcensus.usda.gov](http://www.agcensus.usda.gov)



# 2007 CENSUS *OF* AGRICULTURE

**Cheshire County – New Hampshire**

**Farms with American Indian or Alaska  
Native Operators Compared with All  
Farms**



**Data are not available at this geographic level for farms with American Indian or Alaska Native operators.**



United States Department of Agriculture  
National Agricultural Statistics Service

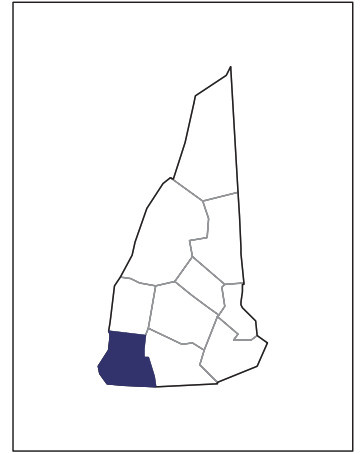
[www.agcensus.usda.gov](http://www.agcensus.usda.gov)



# 2007 CENSUS *OF* AGRICULTURE

**Cheshire County – New Hampshire**

**Farms with Asian Operators  
Compared with All Farms**



**Data are not available at this geographic level for farms with Asian operators.**



United States Department of Agriculture  
National Agricultural Statistics Service

[www.agcensus.usda.gov](http://www.agcensus.usda.gov)

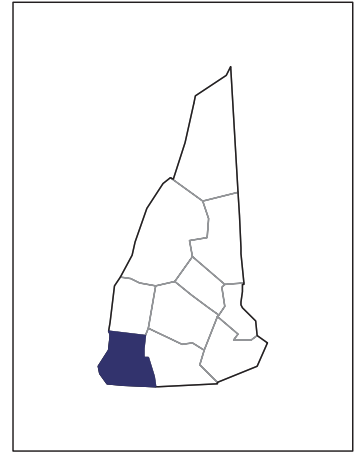




# 2007 CENSUS *OF* AGRICULTURE

**Cheshire County – New Hampshire**

**Farms with Black or African American  
Operators Compared with All Farms**



**Data are not available at this geographic level for farms with Black or African American operators.**



United States Department of Agriculture  
National Agricultural Statistics Service

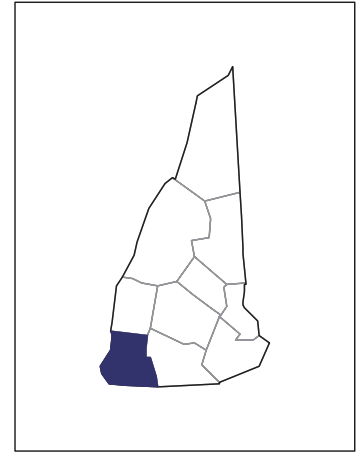
[www.agcensus.usda.gov](http://www.agcensus.usda.gov)



# 2007 CENSUS *OF* AGRICULTURE

**Cheshire County – New Hampshire**

**Farms with Native Hawaiian or Other  
Pacific Islander Operators Compared  
with All Farms**



**Data are not available at this geographic level for farms with Native Hawaiian or Other Pacific Islander operators.**



United States Department of Agriculture  
National Agricultural Statistics Service

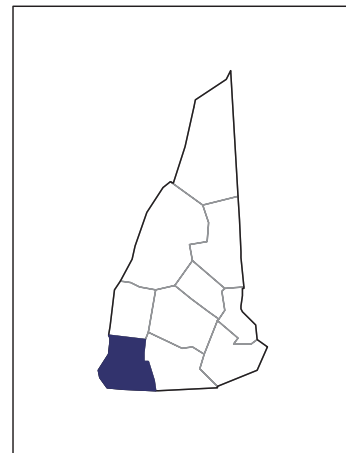
[www.agcensus.usda.gov](http://www.agcensus.usda.gov)



# 2007 CENSUS *OF* AGRICULTURE

**Cheshire County – New Hampshire**

**Farms with White Operators  
Compared with All Farms**



**Data are not available at this geographic level for farms with White operators.**



United States Department of Agriculture  
National Agricultural Statistics Service

[www.agcensus.usda.gov](http://www.agcensus.usda.gov)

