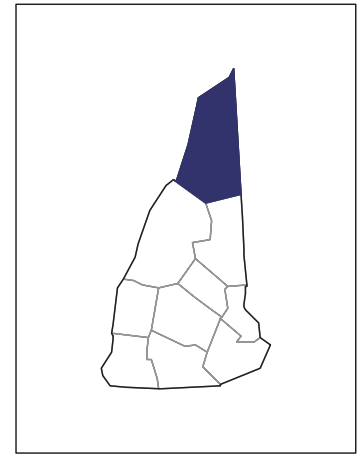


2007 CENSUS OF AGRICULTURE



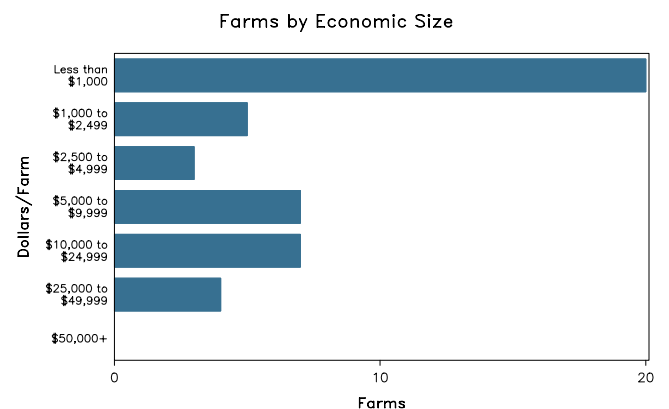
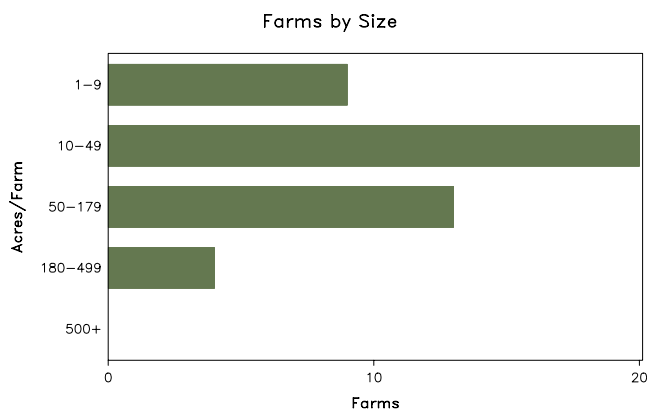
Coos County – New Hampshire

Farms with Women Principal Operators Compared with All Farms

	Women Principal Operators	All Farms
Number of Farms	46	262
Land in Farms	3,193 acres	50,895 acres
Average Size of Farm	69 acres	194 acres
Market Value of Products Sold	\$273,000	\$13,003,000
Crop Sales	\$184,000	\$2,752,000
Livestock Sales	\$89,000	\$10,251,000
Average Per Farm	\$5,926	\$49,630
Government Payments	\$1,000	\$413,000
Average Per Farm Receiving Payments	\$227	\$17,951

See footnotes on reverse page.

Farms with Women Principal Operators



2007 CENSUS OF AGRICULTURE

Coos County – New Hampshire Farms with Women Principal Operators

Selected Highlights

Item	Farms	Quantity
MARKET VALUE OF AGRICULTURAL PRODUCTS SOLD (\$1,000)		
Total value of agricultural products sold	46	273
Value of crops including nursery and greenhouse	23	184
Value of livestock, poultry, and their products	24	89
VALUE OF SALES BY COMMODITY GROUP (\$1,000)		
Grains, oilseeds, dry beans, and dry peas	-	-
Tobacco	-	-
Cotton and cottonseed	-	-
Vegetables, melons, potatoes and sweet potatoes	9	79
Fruits, tree nuts, and berries	4	37
Nursery, greenhouse, floriculture, and sod	3	(D)
Cut Christmas trees and short rotation woody crops	1	(D)
Other crops and hay	9	(D)
Poultry and eggs	7	4
Cattle and calves	4	15
Milk and other dairy products from cows	2	(D)
Hogs and pigs	12	4
Sheep, goats, and their products	11	9
Horses, ponies, mules, burros, and donkeys	2	(D)
Aquaculture	-	-
Other animals and other animal products	4	-
TOP CROP ITEMS (acres)		
Forage - land used for all hay and haylage, grass silage, and greenchop	15	301
Vegetables harvested for sale	9	15
Apples	2	(D)
Pumpkins	6	4
Sweet corn	5	4
TOP LIVESTOCK INVENTORY ITEMS (number)		
Sheep and lambs	10	172
Pullets for laying flock replacement	5	130
Horses and ponies	23	92
Cattle and calves	8	68
Layers ¹	9	(D)

Operator Characteristics

Item	Quantity
Primary occupation:	
Farming	12
Other	34
Days worked off farm:	
None	7
Any	39
Years on present farm:	
2 years or less	-
3 to 4 years	3
5 to 9 years	8
10 years or more	35
Age group:	
Under 45 years	5
45 to 64 years	33
65 years and over	8
Average age of principal operator (years)	55.5

Economic Characteristics

Item	Quantity
Farms by value of sales:	
Less than \$1,000	20
\$1,000 to \$2,499	5
\$2,500 to \$4,999	3
\$5,000 to \$9,999	7
\$10,000 to \$49,999	11
\$50,000 to \$99,999	-
\$100,000 to \$249,999	-
\$250,000 to \$499,999	-
\$500,000 or more	-
Total farm production expenses (\$1,000)	790
Average per farm (\$)	17,183
Net cash farm income of operation (\$1,000)	-515
Average per farm (\$)	-11,206
Value of agricultural products sold directly to individuals for human consumption (\$1,000)	(D)
Total organic product sales (\$1,000)	-
Total income from farm-related sources, gross before taxes and expenses (\$1,000)	2

See "Census of Agriculture, Volume 1, Geographic Area Series" for complete footnotes, explanations, definitions, and methodology.

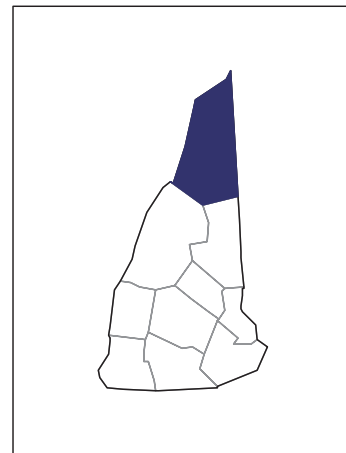
(D) Cannot be disclosed. (Z) Less than half of the unit shown.

¹ Items with a rank that cannot be disclosed are separated by a blank line, position in table does not indicate rank.

2007 CENSUS *OF* AGRICULTURE

Coos County – New Hampshire

Farms with Spanish, Hispanic, or Latino Operators Compared with All Farms



Data are not available at this geographic level for farms with Spanish, Hispanic, or Latino operators.



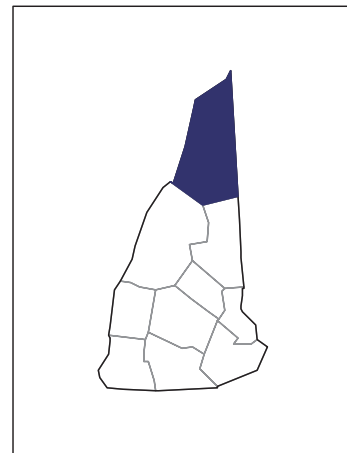
United States Department of Agriculture
National Agricultural Statistics Service

www.agcensus.usda.gov

2007 CENSUS OF AGRICULTURE

Coos County – New Hampshire

Farms with American Indian or Alaska Native Operators Compared with All Farms



Data are not available at this geographic level for farms with American Indian or Alaska Native operators.



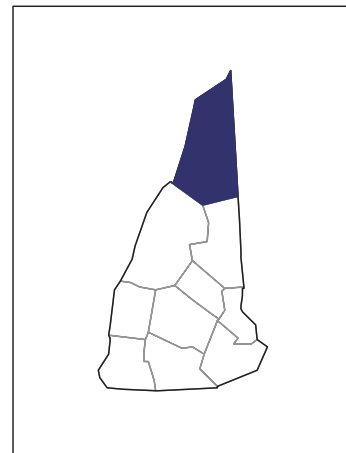
United States Department of Agriculture
National Agricultural Statistics Service

www.agcensus.usda.gov

2007 CENSUS *OF* AGRICULTURE

Coos County – New Hampshire

**Farms with Asian Operators
Compared with All Farms**



Data are not available at this geographic level for farms with Asian operators.



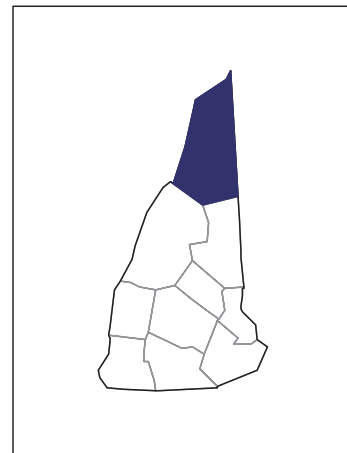
United States Department of Agriculture
National Agricultural Statistics Service

www.agcensus.usda.gov

2007 CENSUS *OF* AGRICULTURE

Coos County – New Hampshire

**Farms with Black or African American
Operators Compared with All Farms**



Data are not available at this geographic level for farms with Black or African American operators.



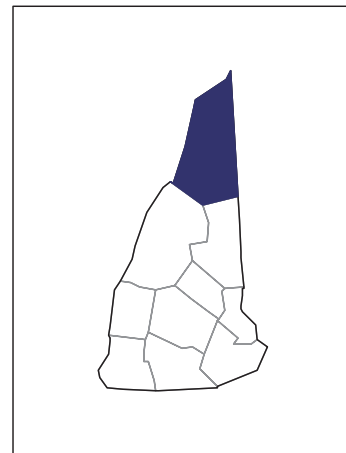
United States Department of Agriculture
National Agricultural Statistics Service

www.agcensus.usda.gov

2007 CENSUS *OF* AGRICULTURE

Coos County – New Hampshire

Farms with Native Hawaiian or Other Pacific Islander Operators Compared with All Farms



Data are not available at this geographic level for farms with Native Hawaiian or Other Pacific Islander operators.



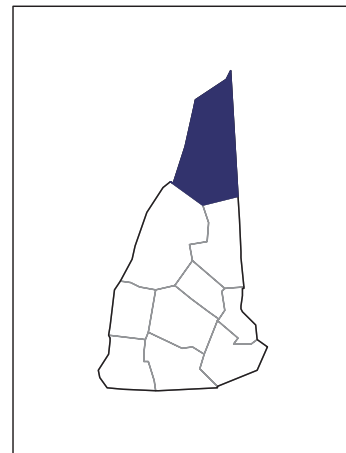
United States Department of Agriculture
National Agricultural Statistics Service

www.agcensus.usda.gov

2007 CENSUS *OF* AGRICULTURE

Coos County – New Hampshire

**Farms with White Operators
Compared with All Farms**



Data are not available at this geographic level for farms with White operators.



United States Department of Agriculture
National Agricultural Statistics Service

www.agcensus.usda.gov

