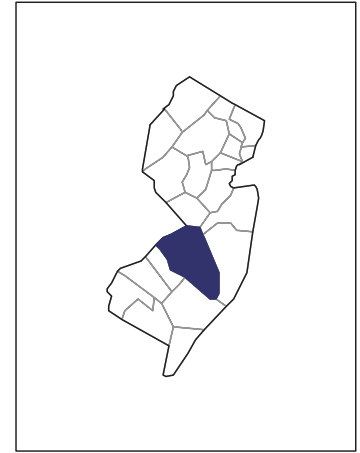


2007 CENSUS OF AGRICULTURE



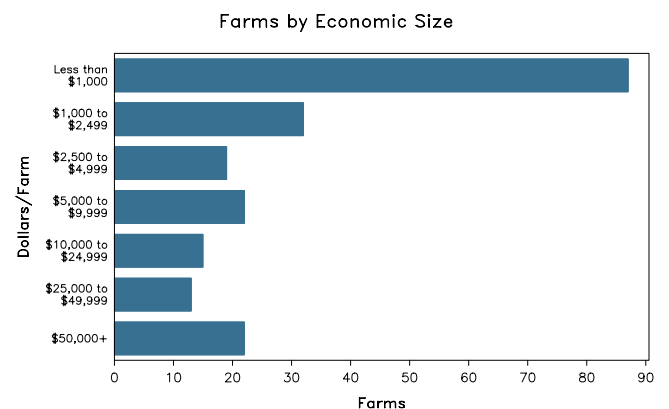
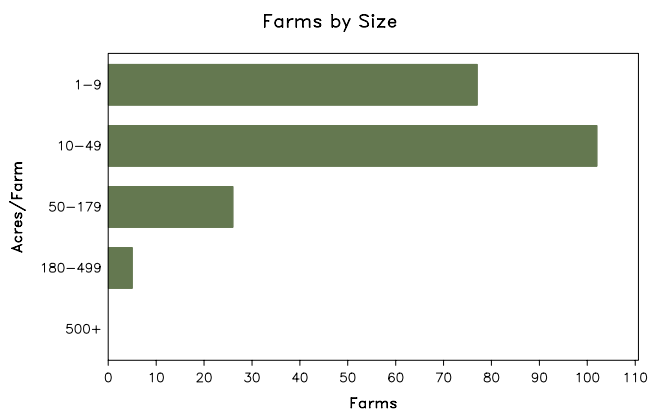
Burlington County – New Jersey

Farms with Women Principal Operators Compared with All Farms

	Women Principal Operators	All Farms
Number of Farms	210	922
Land in Farms	6,146 acres	85,790 acres
Average Size of Farm	29 acres	93 acres
Market Value of Products Sold	\$5,022,000	\$86,302,000
Crop Sales	\$3,647,000	\$80,533,000
Livestock Sales	\$1,375,000	\$5,769,000
Average Per Farm	\$23,915	\$93,603
Government Payments	\$79,000	\$958,000
Average Per Farm Receiving Payments	\$8,749	\$11,972

See footnotes on reverse page.

Farms with Women Principal Operators



2007 CENSUS OF AGRICULTURE

Burlington County – New Jersey Farms with Women Principal Operators

Selected Highlights

Item	Farms	Quantity
MARKET VALUE OF AGRICULTURAL PRODUCTS SOLD (\$1,000)		
Total value of agricultural products sold	210	5,022
Value of crops including nursery and greenhouse	89	3,647
Value of livestock, poultry, and their products	92	1,375
VALUE OF SALES BY COMMODITY GROUP (\$1,000)		
Grains, oilseeds, dry beans, and dry peas	7	142
Tobacco	-	-
Cotton and cottonseed	-	-
Vegetables, melons, potatoes and sweet potatoes	25	1,469
Fruits, tree nuts, and berries	21	678
Nursery, greenhouse, floriculture, and sod	26	1,281
Cut Christmas trees and short rotation woody crops	19	39
Other crops and hay	18	38
Poultry and eggs	30	(D)
Cattle and calves	8	(D)
Milk and other dairy products from cows	1	(D)
Hogs and pigs	4	(D)
Sheep, goats, and their products	31	(D)
Horses, ponies, mules, burros, and donkeys	31	588
Aquaculture	-	-
Other animals and other animal products	20	155
TOP CROP ITEMS (acres)		
Forage - land used for all hay and haylage, grass silage, and greenchop	28	470
Vegetables harvested for sale	25	340
Corn for grain	2	(D)
Soybeans for beans	4	209
Sod harvested	1	(D)
TOP LIVESTOCK INVENTORY ITEMS (number)		
Pheasants	3	(D)
Quail	2	(D)
Horses and ponies	119	1,213
Layers	23	689
Sheep and lambs	28	615

Operator Characteristics

Item	Quantity
Primary occupation:	
Farming	114
Other	96
Days worked off farm:	
None	76
Any	134
Years on present farm:	
2 years or less	12
3 to 4 years	21
5 to 9 years	36
10 years or more	141
Age group:	
Under 45 years	48
45 to 64 years	115
65 years and over	47
Average age of principal operator (years)	55.1

Economic Characteristics

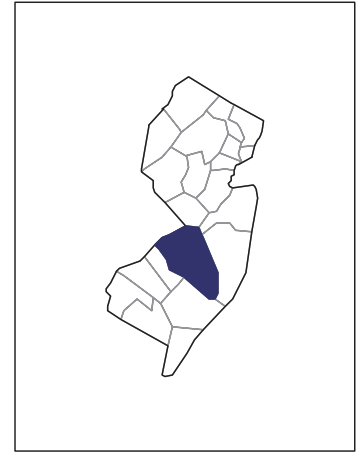
Item	Quantity
Farms by value of sales:	
Less than \$1,000	91
\$1,000 to \$2,499	28
\$2,500 to \$4,999	19
\$5,000 to \$9,999	23
\$10,000 to \$49,999	27
\$50,000 to \$99,999	8
\$100,000 to \$249,999	8
\$250,000 to \$499,999	5
\$500,000 or more	1
Total farm production expenses (\$1,000)	8,686
Average per farm (\$)	41,363
Net cash farm income of operation (\$1,000)	-1,667
Average per farm (\$)	-7,936
Value of agricultural products sold directly to individuals for human consumption (\$1,000)	71
Total organic product sales (\$1,000)	14
Total income from farm-related sources, gross before taxes and expenses (\$1,000)	1,919

See "Census of Agriculture, Volume 1, Geographic Area Series" for complete footnotes, explanations, definitions, and methodology.
(D) Cannot be disclosed. (Z) Less than half of the unit shown.

2007 CENSUS OF AGRICULTURE

Burlington County – New Jersey

Farms with Spanish, Hispanic, or Latino Operators Compared with All Farms



Data are not available at this geographic level for farms with Spanish, Hispanic, or Latino operators.



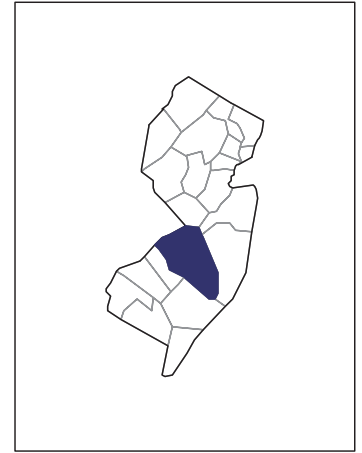
United States Department of Agriculture
National Agricultural Statistics Service

www.agcensus.usda.gov

2007 CENSUS OF AGRICULTURE

Burlington County – New Jersey

Farms with American Indian or Alaska Native Operators Compared with All Farms



Data are not available at this geographic level for farms with American Indian or Alaska Native operators.



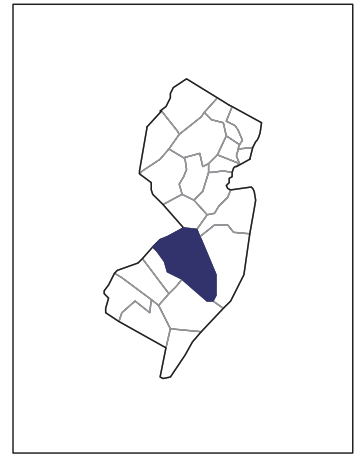
United States Department of Agriculture
National Agricultural Statistics Service

www.agcensus.usda.gov

2007 CENSUS OF AGRICULTURE

Burlington County – New Jersey

**Farms with Asian Operators
Compared with All Farms**



Data are not available at this geographic level for farms with Asian operators.



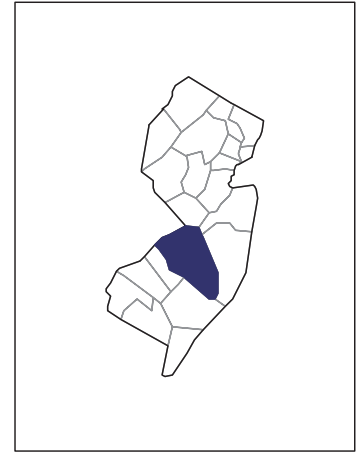
United States Department of Agriculture
National Agricultural Statistics Service

www.agcensus.usda.gov

2007 CENSUS OF AGRICULTURE

Burlington County – New Jersey

Farms with Black or African American Operators Compared with All Farms



Data are not available at this geographic level for farms with Black or African American operators.



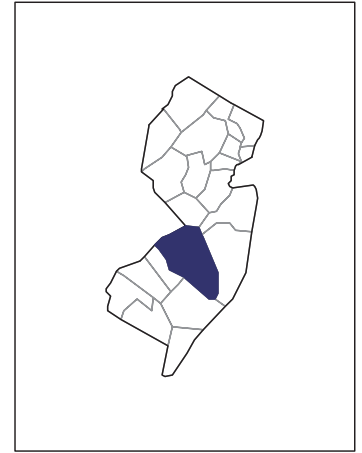
United States Department of Agriculture
National Agricultural Statistics Service

www.agcensus.usda.gov

2007 CENSUS *OF* AGRICULTURE

Burlington County – New Jersey

Farms with Native Hawaiian or Other Pacific Islander Operators Compared with All Farms



Data are not available at this geographic level for farms with Native Hawaiian or Other Pacific Islander operators.



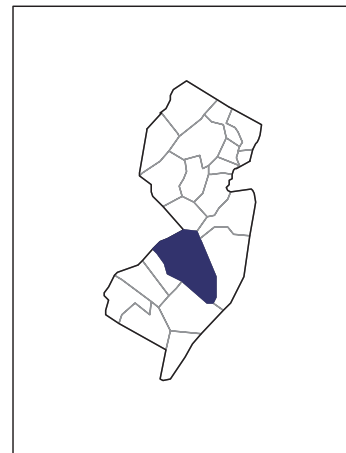
United States Department of Agriculture
National Agricultural Statistics Service

www.agcensus.usda.gov

2007 CENSUS *OF* AGRICULTURE

Burlington County – New Jersey

**Farms with White Operators
Compared with All Farms**



Data are not available at this geographic level for farms with White operators.



United States Department of Agriculture
National Agricultural Statistics Service

www.agcensus.usda.gov

