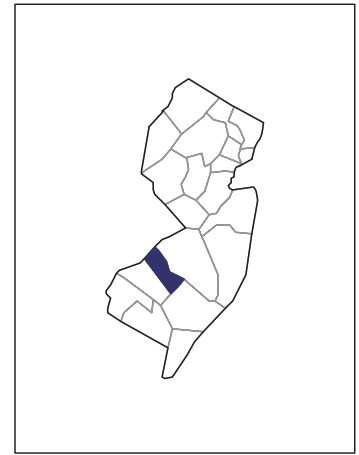


2007 CENSUS OF AGRICULTURE



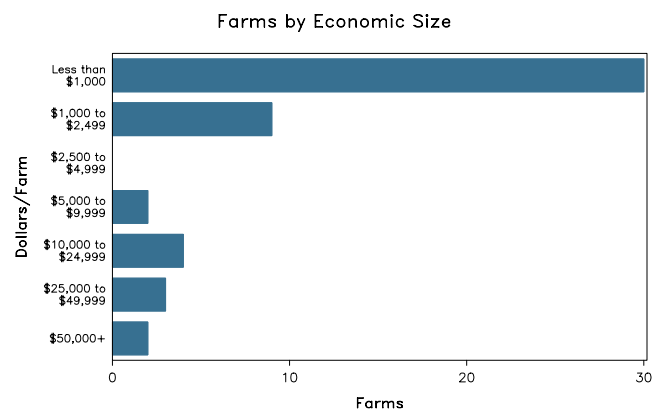
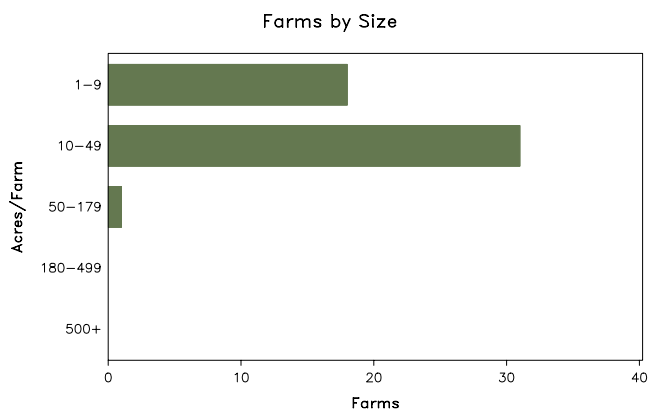
Camden County – New Jersey

Farms with Women Principal Operators Compared with All Farms

	Women Principal Operators	All Farms
Number of Farms	50	225
Land in Farms	879 acres	8,760 acres
Average Size of Farm	18 acres	39 acres
Market Value of Products Sold	\$351,000	\$18,554,000
Crop Sales	\$301,000	\$18,365,000
Livestock Sales	\$50,000	\$190,000
Average Per Farm	\$7,026	\$82,464
Government Payments	(D)	\$62,000
Average Per Farm Receiving Payments	(D)	\$12,366

See footnotes on reverse page.

Farms with Women Principal Operators



2007 CENSUS OF AGRICULTURE

Camden County – New Jersey Farms with Women Principal Operators

Selected Highlights

Item	Farms	Quantity
MARKET VALUE OF AGRICULTURAL PRODUCTS SOLD (\$1,000)		
Total value of agricultural products sold	50	351
Value of crops including nursery and greenhouse	21	301
Value of livestock, poultry, and their products	26	50
VALUE OF SALES BY COMMODITY GROUP (\$1,000)		
Grains, oilseeds, dry beans, and dry peas	2	(D)
Tobacco	-	-
Cotton and cottonseed	-	-
Vegetables, melons, potatoes and sweet potatoes	3	36
Fruits, tree nuts, and berries	6	(D)
Nursery, greenhouse, floriculture, and sod	2	(D)
Cut Christmas trees and short rotation woody crops	7	4
Other crops and hay	6	(D)
Poultry and eggs	5	2
Cattle and calves	6	(D)
Milk and other dairy products from cows	-	-
Hogs and pigs	-	-
Sheep, goats, and their products	1	(D)
Horses, ponies, mules, burros, and donkeys	14	37
Aquaculture	-	-
Other animals and other animal products	2	(D)
TOP CROP ITEMS (acres)		
Forage - land used for all hay and haylage, grass silage, and greenchop	8	58
Apples	4	54
Land in berries	2	(D)
Cut Christmas trees	7	29
Nursery stock	2	(D)
TOP LIVESTOCK INVENTORY ITEMS (number)		
Horses and ponies	29	212
Layers	8	111
Rabbits and their pelts	9	(D)
Cattle and calves	8	63
Mules, burros, and donkeys	8	52

Operator Characteristics

Item	Quantity
Primary occupation:	
Farming	21
Other	29
Days worked off farm:	
None	8
Any	42
Years on present farm:	
2 years or less	8
3 to 4 years	-
5 to 9 years	13
10 years or more	29
Age group:	
Under 45 years	9
45 to 64 years	21
65 years and over	20
Average age of principal operator (years)	60.1

Economic Characteristics

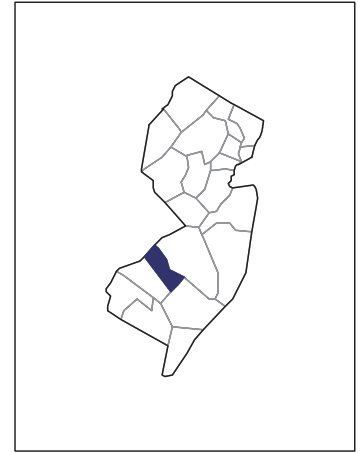
Item	Quantity
Farms by value of sales:	
Less than \$1,000	30
\$1,000 to \$2,499	11
\$2,500 to \$4,999	-
\$5,000 to \$9,999	-
\$10,000 to \$49,999	7
\$50,000 to \$99,999	2
\$100,000 to \$249,999	-
\$250,000 to \$499,999	-
\$500,000 or more	-
Total farm production expenses (\$1,000)	794
Average per farm (\$)	15,889
Net cash farm income of operation (\$1,000)	-389
Average per farm (\$)	-7,774
Value of agricultural products sold directly to individuals for human consumption (\$1,000)	3
Total organic product sales (\$1,000)	-
Total income from farm-related sources, gross before taxes and expenses (\$1,000)	44

See "Census of Agriculture, Volume 1, Geographic Area Series" for complete footnotes, explanations, definitions, and methodology.
(D) Cannot be disclosed. (Z) Less than half of the unit shown.

2007 CENSUS OF AGRICULTURE

Camden County – New Jersey

Farms with Spanish, Hispanic, or Latino Operators Compared with All Farms



Data are not available at this geographic level for farms with Spanish, Hispanic, or Latino operators.



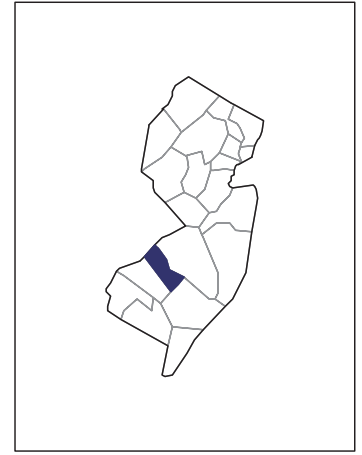
United States Department of Agriculture
National Agricultural Statistics Service

www.agcensus.usda.gov

2007 CENSUS *OF* AGRICULTURE

Camden County – New Jersey

Farms with American Indian or Alaska Native Operators Compared with All Farms



Data are not available at this geographic level for farms with American Indian or Alaska Native operators.



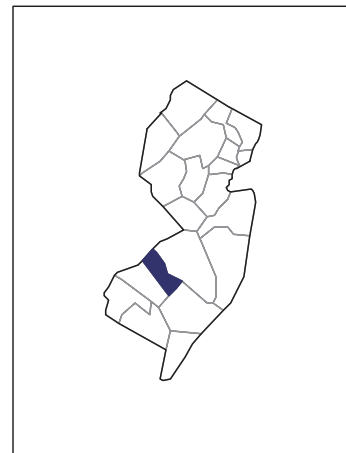
United States Department of Agriculture
National Agricultural Statistics Service

www.agcensus.usda.gov

2007 CENSUS *OF* AGRICULTURE

Camden County – New Jersey

**Farms with Asian Operators
Compared with All Farms**



Data are not available at this geographic level for farms with Asian operators.



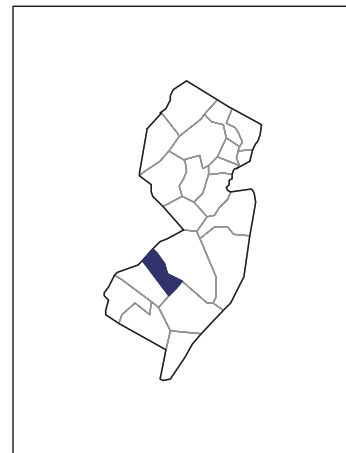
United States Department of Agriculture
National Agricultural Statistics Service

www.agcensus.usda.gov

2007 CENSUS *OF* AGRICULTURE

Camden County – New Jersey

**Farms with Black or African American
Operators Compared with All Farms**



Data are not available at this geographic level for farms with Black or African American operators.



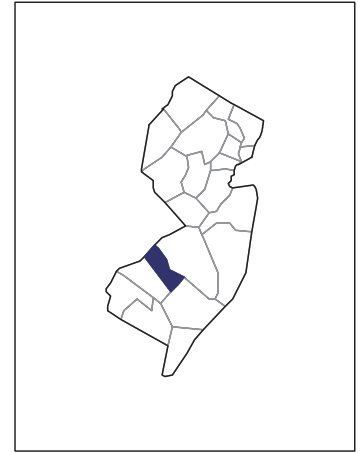
United States Department of Agriculture
National Agricultural Statistics Service

www.agcensus.usda.gov

2007 CENSUS OF AGRICULTURE

Camden County – New Jersey

Farms with Native Hawaiian or Other Pacific Islander Operators Compared with All Farms



Data are not available at this geographic level for farms with Native Hawaiian or Other Pacific Islander operators.



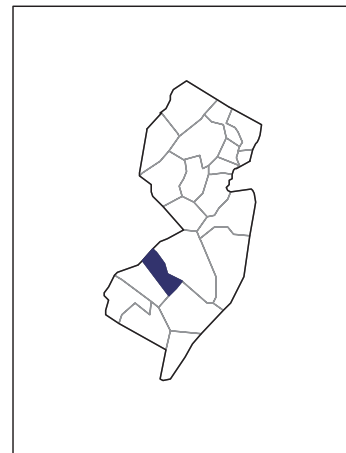
United States Department of Agriculture
National Agricultural Statistics Service

www.agcensus.usda.gov

2007 CENSUS *OF* AGRICULTURE

Camden County – New Jersey

**Farms with White Operators
Compared with All Farms**



Data are not available at this geographic level for farms with White operators.



United States Department of Agriculture
National Agricultural Statistics Service

www.agcensus.usda.gov

