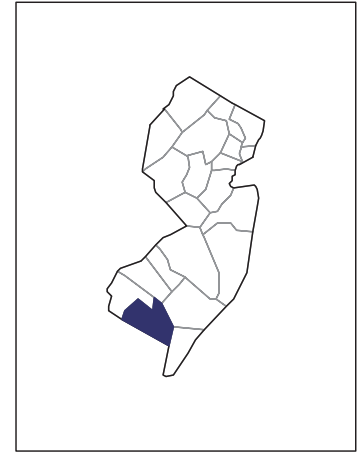


2007 CENSUS OF AGRICULTURE



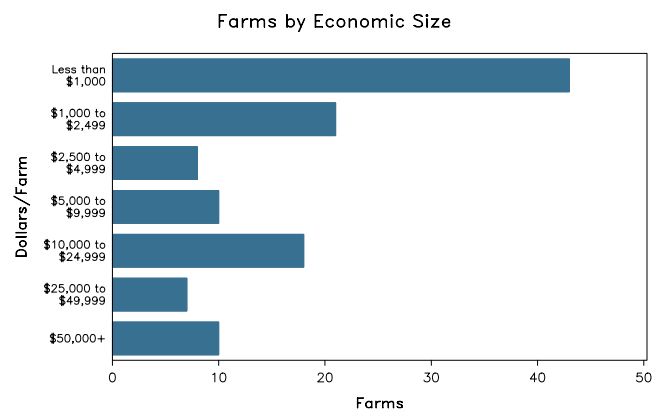
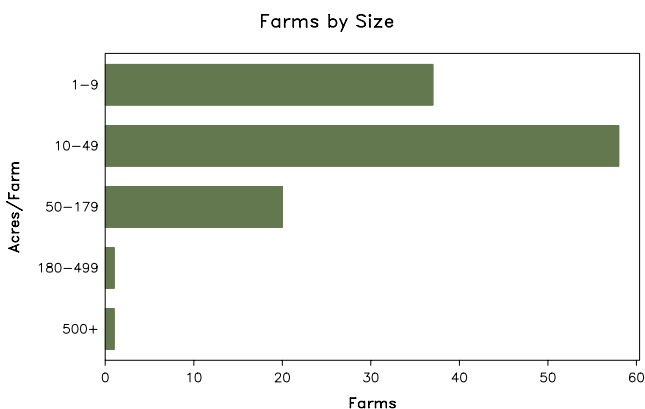
Cumberland County – New Jersey

Farms with Women Principal Operators Compared with All Farms

	Women Principal Operators	All Farms
Number of Farms	117	615
Land in Farms	4,191 acres	69,489 acres
Average Size of Farm	36 acres	113 acres
Market Value of Products Sold	\$8,338,000	\$156,939,000
Crop Sales	(D)	\$152,917,000
Livestock Sales	(D)	\$4,022,000
Average Per Farm	\$71,261	\$255,186
Government Payments	(D)	\$413,000
Average Per Farm Receiving Payments	(D)	\$7,238

See footnotes on reverse page.

Farms with Women Principal Operators



2007 CENSUS OF AGRICULTURE

Cumberland County – New Jersey Farms with Women Principal Operators

Selected Highlights

Item	Farms	Quantity
MARKET VALUE OF AGRICULTURAL PRODUCTS SOLD (\$1,000)		
Total value of agricultural products sold	117	8,338
Value of crops including nursery and greenhouse	83	(D)
Value of livestock, poultry, and their products	28	(D)
VALUE OF SALES BY COMMODITY GROUP (\$1,000)		
Grains, oilseeds, dry beans, and dry peas	8	101
Tobacco	-	-
Cotton and cottonseed	-	-
Vegetables, melons, potatoes and sweet potatoes	16	(D)
Fruits, tree nuts, and berries	12	(D)
Nursery, greenhouse, floriculture, and sod	31	4,203
Cut Christmas trees and short rotation woody crops	2	(D)
Other crops and hay	29	(D)
Poultry and eggs	13	16
Cattle and calves	5	6
Milk and other dairy products from cows	-	-
Hogs and pigs	-	-
Sheep, goats, and their products	9	3
Horses, ponies, mules, burros, and donkeys	4	14
Aquaculture	4	(D)
Other animals and other animal products	3	(D)
TOP CROP ITEMS (acres)		
Vegetables harvested for sale	16	1,113
Forage - land used for all hay and haylage, grass silage, and greenchop	40	459
Wheat for grain, all	7	334
Sod harvested	3	(D)
Beans, snap	4	(D)
TOP LIVESTOCK INVENTORY ITEMS (number)		
Layers	19	568
Horses and ponies	36	280
Goats, all	20	125
Cattle and calves	7	59
Broilers and other meat-type chickens	1	(D)

Operator Characteristics

Item	Quantity
Primary occupation:	
Farming	52
Other	65
Days worked off farm:	
None	27
Any	90
Years on present farm:	
2 years or less	5
3 to 4 years	9
5 to 9 years	32
10 years or more	71
Age group:	
Under 45 years	23
45 to 64 years	67
65 years and over	27
Average age of principal operator (years)	55.3

Economic Characteristics

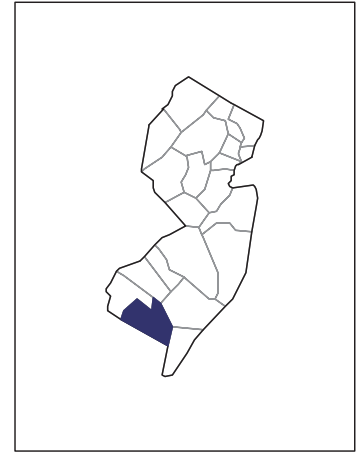
Item	Quantity
Farms by value of sales:	
Less than \$1,000	43
\$1,000 to \$2,499	21
\$2,500 to \$4,999	8
\$5,000 to \$9,999	10
\$10,000 to \$49,999	25
\$50,000 to \$99,999	2
\$100,000 to \$249,999	3
\$250,000 to \$499,999	-
\$500,000 or more	5
Total farm production expenses (\$1,000)	5,804
Average per farm (\$)	49,609
Net cash farm income of operation (\$1,000)	2,943
Average per farm (\$)	25,157
Value of agricultural products sold directly to individuals for human consumption (\$1,000)	181
Total organic product sales (\$1,000)	(D)
Total income from farm-related sources, gross before taxes and expenses (\$1,000)	395

See "Census of Agriculture, Volume 1, Geographic Area Series" for complete footnotes, explanations, definitions, and methodology.
(D) Cannot be disclosed. (Z) Less than half of the unit shown.

2007 CENSUS OF AGRICULTURE

Cumberland County – New Jersey

Farms with Spanish, Hispanic, or Latino Operators Compared with All Farms



Data are not available at this geographic level for farms with Spanish, Hispanic, or Latino operators.



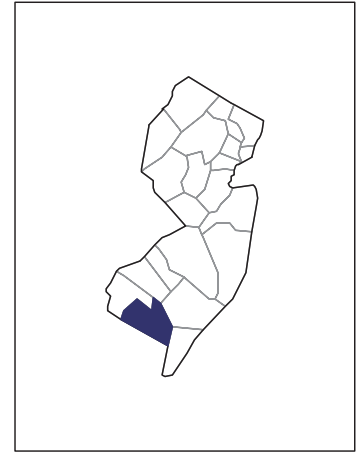
United States Department of Agriculture
National Agricultural Statistics Service

www.agcensus.usda.gov

2007 CENSUS OF AGRICULTURE

Cumberland County – New Jersey

Farms with American Indian or Alaska Native Operators Compared with All Farms



Data are not available at this geographic level for farms with American Indian or Alaska Native operators.



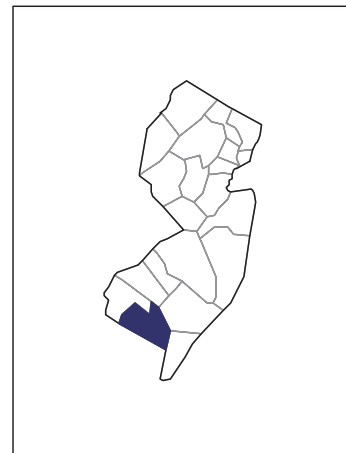
United States Department of Agriculture
National Agricultural Statistics Service

www.agcensus.usda.gov

2007 CENSUS OF AGRICULTURE

Cumberland County – New Jersey

**Farms with Asian Operators
Compared with All Farms**



Data are not available at this geographic level for farms with Asian operators.



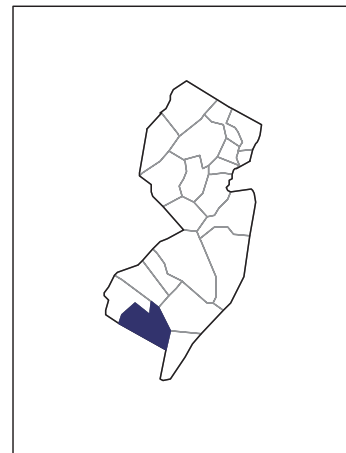
United States Department of Agriculture
National Agricultural Statistics Service

www.agcensus.usda.gov

2007 CENSUS OF AGRICULTURE

Cumberland County – New Jersey

Farms with Black or African American Operators Compared with All Farms



Data are not available at this geographic level for farms with Black or African American operators.



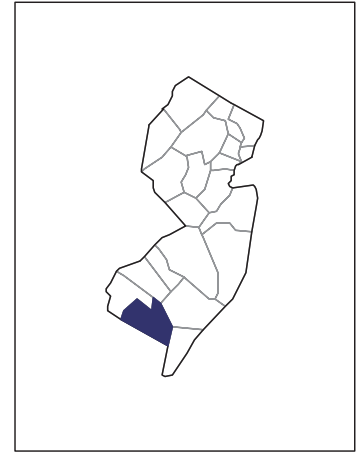
United States Department of Agriculture
National Agricultural Statistics Service

www.agcensus.usda.gov

2007 CENSUS OF AGRICULTURE

Cumberland County – New Jersey

Farms with Native Hawaiian or Other Pacific Islander Operators Compared with All Farms



Data are not available at this geographic level for farms with Native Hawaiian or Other Pacific Islander operators.



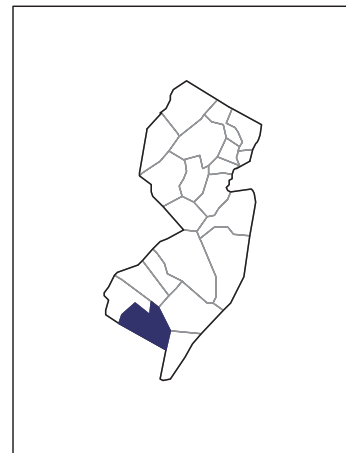
United States Department of Agriculture
National Agricultural Statistics Service

www.agcensus.usda.gov

2007 CENSUS *OF* AGRICULTURE

Cumberland County – New Jersey

**Farms with White Operators
Compared with All Farms**



Data are not available at this geographic level for farms with White operators.



United States Department of Agriculture
National Agricultural Statistics Service

www.agcensus.usda.gov

