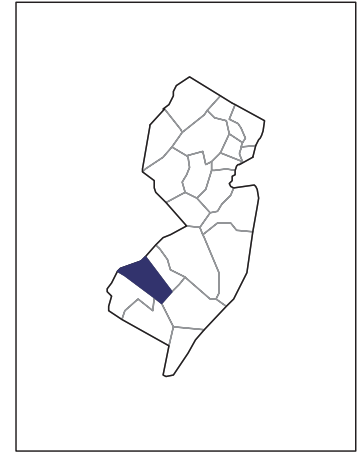


2007 CENSUS OF AGRICULTURE



Gloucester County – New Jersey

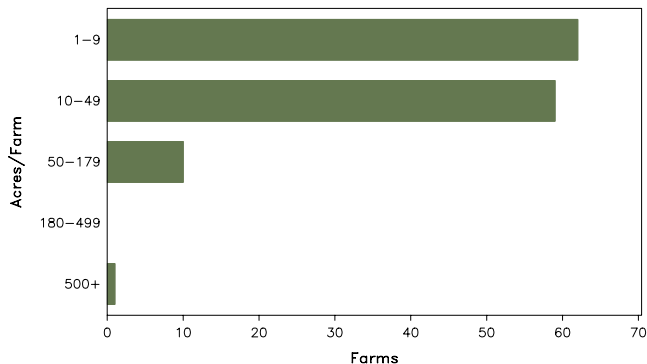
Farms with Women Principal Operators Compared with All Farms

	Women Principal Operators	All Farms
Number of Farms	132	669
Land in Farms	3,011 acres	46,662 acres
Average Size of Farm	23 acres	70 acres
Market Value of Products Sold	\$3,187,000	\$93,883,000
Crop Sales	(D)	\$88,044,000
Livestock Sales	(D)	\$5,839,000
Average Per Farm	\$24,145	\$140,333
Government Payments	(D)	\$453,000
Average Per Farm Receiving Payments	(D)	\$7,198

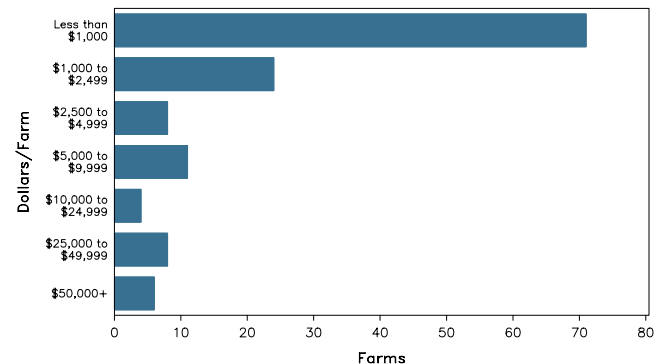
See footnotes on reverse page.

Farms with Women Principal Operators

Farms by Size



Farms by Economic Size



2007 CENSUS OF AGRICULTURE

Gloucester County – New Jersey Farms with Women Principal Operators

Selected Highlights

Item	Farms	Quantity
MARKET VALUE OF AGRICULTURAL PRODUCTS SOLD (\$1,000)		
Total value of agricultural products sold	132	3,187
Value of crops including nursery and greenhouse	43	(D)
Value of livestock, poultry, and their products	61	(D)
VALUE OF SALES BY COMMODITY GROUP (\$1,000)		
Grains, oilseeds, dry beans, and dry peas	7	171
Tobacco	-	-
Cotton and cottonseed	-	-
Vegetables, melons, potatoes and sweet potatoes	6	(D)
Fruits, tree nuts, and berries	1	(D)
Nursery, greenhouse, floriculture, and sod	18	604
Cut Christmas trees and short rotation woody crops	4	2
Other crops and hay	12	(D)
Poultry and eggs	11	7
Cattle and calves	12	(D)
Milk and other dairy products from cows	-	-
Hogs and pigs	6	1
Sheep, goats, and their products	15	7
Horses, ponies, mules, burros, and donkeys	23	(D)
Aquaculture	3	(D)
Other animals and other animal products	9	11
TOP CROP ITEMS (acres)		
Soybeans for beans	4	412
Vegetables harvested for sale	6	181
Forage - land used for all hay and haylage, grass silage, and greenchop	21	177
Wheat for grain, all	3	(D)
Peppers, Bell (excluding pimientos)	2	(D)
TOP LIVESTOCK INVENTORY ITEMS (number)		
Horses and ponies	70	674
Rabbits and their pelts	6	380
Layers	23	363
Cattle and calves	18	295
Sheep and lambs	14	176

Operator Characteristics

Item	Quantity
Primary occupation:	
Farming	57
Other	75
Days worked off farm:	
None	36
Any	96
Years on present farm:	
2 years or less	9
3 to 4 years	6
5 to 9 years	34
10 years or more	83
Age group:	
Under 45 years	32
45 to 64 years	79
65 years and over	21
Average age of principal operator (years)	51.8

Economic Characteristics

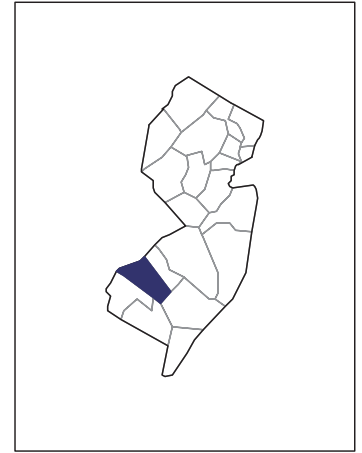
Item	Quantity
Farms by value of sales:	
Less than \$1,000	71
\$1,000 to \$2,499	24
\$2,500 to \$4,999	8
\$5,000 to \$9,999	11
\$10,000 to \$49,999	12
\$50,000 to \$99,999	1
\$100,000 to \$249,999	3
\$250,000 to \$499,999	-
\$500,000 or more	2
Total farm production expenses (\$1,000)	4,240
Average per farm (\$)	32,125
Net cash farm income of operation (\$1,000)	-617
Average per farm (\$)	-4,674
Value of agricultural products sold directly to individuals for human consumption (\$1,000)	20
Total organic product sales (\$1,000)	-
Total income from farm-related sources, gross before taxes and expenses (\$1,000)	431

See "Census of Agriculture, Volume 1, Geographic Area Series" for complete footnotes, explanations, definitions, and methodology.
(D) Cannot be disclosed. (Z) Less than half of the unit shown.

2007 CENSUS *OF* AGRICULTURE

Gloucester County – New Jersey

**Farms with Spanish, Hispanic, or
Latino Operators Compared with
All Farms**



Data are not available at this geographic level for farms with Spanish, Hispanic, or Latino operators.



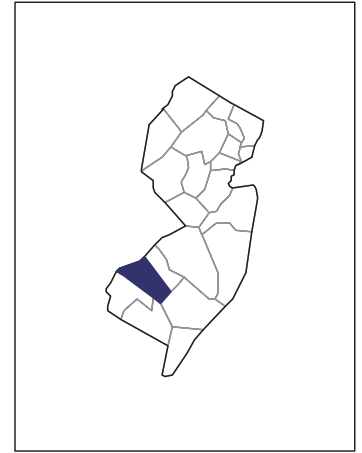
United States Department of Agriculture
National Agricultural Statistics Service

www.agcensus.usda.gov

2007 CENSUS OF AGRICULTURE

Gloucester County – New Jersey

Farms with American Indian or Alaska Native Operators Compared with All Farms



Data are not available at this geographic level for farms with American Indian or Alaska Native operators.



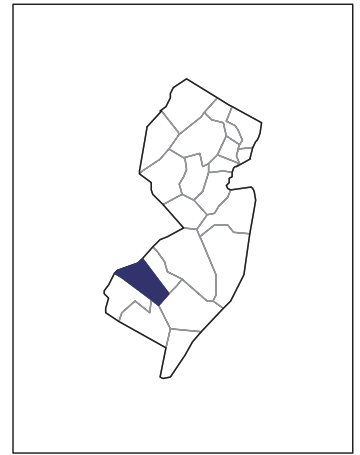
United States Department of Agriculture
National Agricultural Statistics Service

www.agcensus.usda.gov

2007 CENSUS *OF* AGRICULTURE

Gloucester County – New Jersey

**Farms with Asian Operators
Compared with All Farms**



Data are not available at this geographic level for farms with Asian operators.



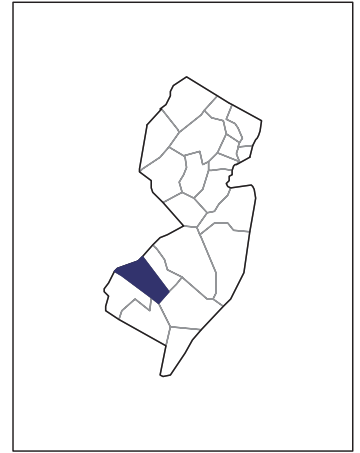
United States Department of Agriculture
National Agricultural Statistics Service

www.agcensus.usda.gov

2007 CENSUS *OF* AGRICULTURE

Gloucester County – New Jersey

**Farms with Black or African American
Operators Compared with All Farms**



Data are not available at this geographic level for farms with Black or African American operators.



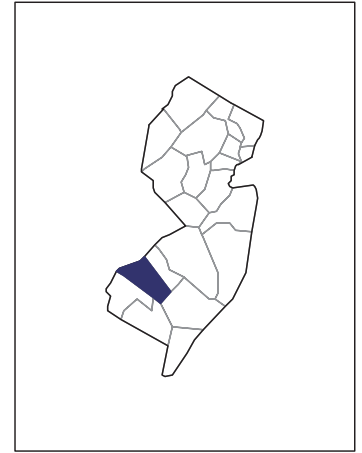
United States Department of Agriculture
National Agricultural Statistics Service

www.agcensus.usda.gov

2007 CENSUS OF AGRICULTURE

Gloucester County – New Jersey

Farms with Native Hawaiian or Other Pacific Islander Operators Compared with All Farms



Data are not available at this geographic level for farms with Native Hawaiian or Other Pacific Islander operators.



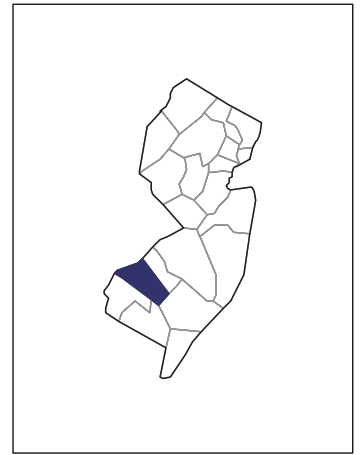
United States Department of Agriculture
National Agricultural Statistics Service

www.agcensus.usda.gov

2007 CENSUS OF AGRICULTURE

Gloucester County – New Jersey

**Farms with White Operators
Compared with All Farms**



Data are not available at this geographic level for farms with White operators.



United States Department of Agriculture
National Agricultural Statistics Service

www.agcensus.usda.gov

