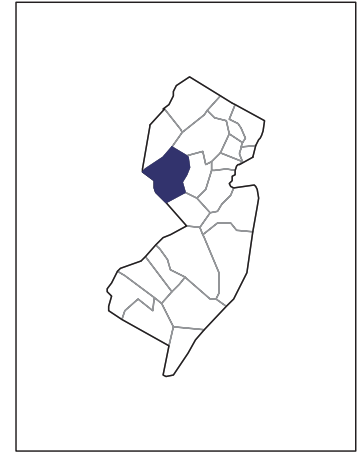


2007 CENSUS OF AGRICULTURE



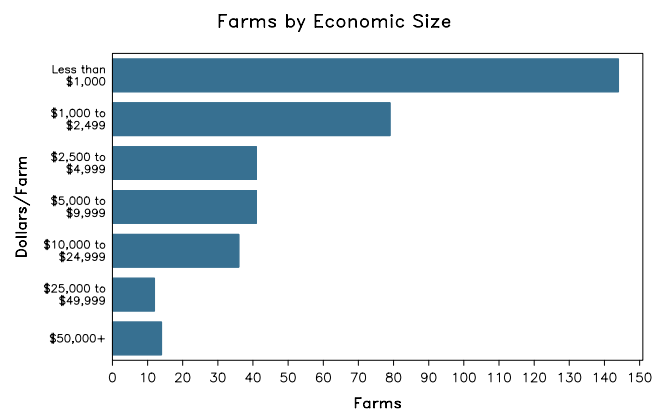
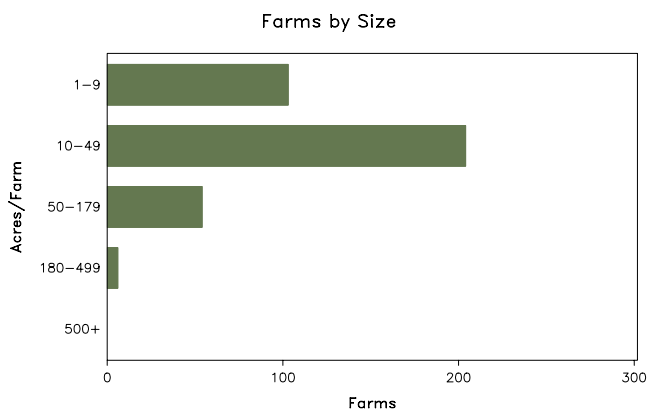
Hunterdon County – New Jersey

Farms with Women Principal Operators Compared with All Farms

	Women Principal Operators	All Farms
Number of Farms	367	1,623
Land in Farms	12,686 acres	100,027 acres
Average Size of Farm	35 acres	62 acres
Market Value of Products Sold	\$4,063,000	\$69,745,000
Crop Sales	\$2,004,000	\$60,675,000
Livestock Sales	\$2,059,000	\$9,070,000
Average Per Farm	\$11,072	\$42,973
Government Payments	\$131,000	\$729,000
Average Per Farm Receiving Payments	\$5,036	\$5,359

See footnotes on reverse page.

Farms with Women Principal Operators



2007 CENSUS OF AGRICULTURE

Hunterdon County – New Jersey Farms with Women Principal Operators

Selected Highlights

Item	Farms	Quantity
MARKET VALUE OF AGRICULTURAL PRODUCTS SOLD (\$1,000)		
Total value of agricultural products sold	367	4,063
Value of crops including nursery and greenhouse	140	2,004
Value of livestock, poultry, and their products	188	2,059
VALUE OF SALES BY COMMODITY GROUP (\$1,000)		
Grains, oilseeds, dry beans, and dry peas	14	1,043
Tobacco	-	-
Cotton and cottonseed	-	-
Vegetables, melons, potatoes and sweet potatoes	18	110
Fruits, tree nuts, and berries	23	106
Nursery, greenhouse, floriculture, and sod	23	511
Cut Christmas trees and short rotation woody crops	17	25
Other crops and hay	80	209
Poultry and eggs	64	(D)
Cattle and calves	31	98
Milk and other dairy products from cows	1	(D)
Hogs and pigs	7	(D)
Sheep, goats, and their products	72	69
Horses, ponies, mules, burros, and donkeys	56	(D)
Aquaculture	1	(D)
Other animals and other animal products	24	564
TOP CROP ITEMS (acres)		
Corn for grain	10	2,415
Forage - land used for all hay and haylage, grass silage, and greenchop	113	2,057
Corn for silage or greenchop	1	(D)
Cut Christmas trees	23	106
Soybeans for beans	2	(D)
TOP LIVESTOCK INVENTORY ITEMS (number)		
Horses and ponies	203	1,730
Layers	69	1,541
Sheep and lambs	69	798
Goats, all	55	539
Alpacas	18	393

Operator Characteristics

Item	Quantity
Primary occupation:	
Farming	186
Other	181
Days worked off farm:	
None	128
Any	239
Years on present farm:	
2 years or less	16
3 to 4 years	31
5 to 9 years	64
10 years or more	256
Age group:	
Under 45 years	55
45 to 64 years	245
65 years and over	67
Average age of principal operator (years)	55.5

Economic Characteristics

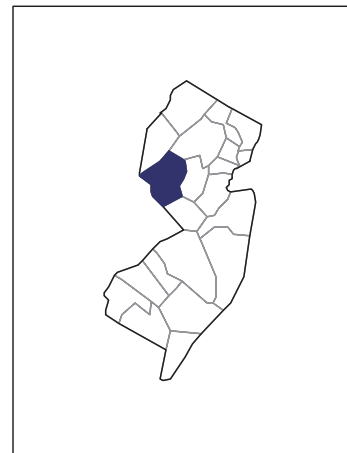
Item	Quantity
Farms by value of sales:	
Less than \$1,000	153
\$1,000 to \$2,499	75
\$2,500 to \$4,999	40
\$5,000 to \$9,999	41
\$10,000 to \$49,999	44
\$50,000 to \$99,999	3
\$100,000 to \$249,999	8
\$250,000 to \$499,999	2
\$500,000 or more	1
Total farm production expenses (\$1,000)	10,259
Average per farm (\$)	27,953
Net cash farm income of operation (\$1,000)	-2,538
Average per farm (\$)	-6,916
Value of agricultural products sold directly to individuals for human consumption (\$1,000)	97
Total organic product sales (\$1,000)	56
Total income from farm-related sources, gross before taxes and expenses (\$1,000)	3,526

See "Census of Agriculture, Volume 1, Geographic Area Series" for complete footnotes, explanations, definitions, and methodology.
(D) Cannot be disclosed. (Z) Less than half of the unit shown.

2007 CENSUS *OF* AGRICULTURE

Hunterdon County – New Jersey

Farms with Spanish, Hispanic, or Latino Operators Compared with All Farms



Data are not available at this geographic level for farms with Spanish, Hispanic, or Latino operators.



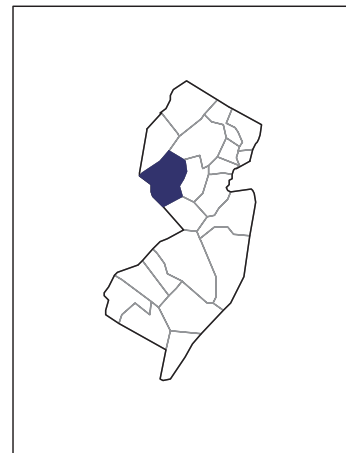
United States Department of Agriculture
National Agricultural Statistics Service

www.agcensus.usda.gov

2007 CENSUS OF AGRICULTURE

Hunterdon County – New Jersey

Farms with American Indian or Alaska Native Operators Compared with All Farms



Data are not available at this geographic level for farms with American Indian or Alaska Native operators.



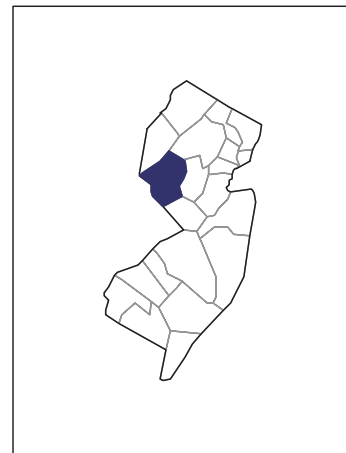
United States Department of Agriculture
National Agricultural Statistics Service

www.agcensus.usda.gov

2007 CENSUS *OF* AGRICULTURE

Hunterdon County – New Jersey

**Farms with Asian Operators
Compared with All Farms**



Data are not available at this geographic level for farms with Asian operators.



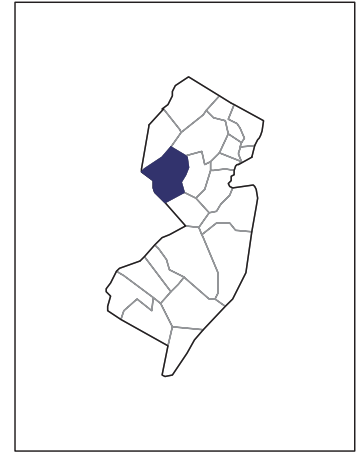
United States Department of Agriculture
National Agricultural Statistics Service

www.agcensus.usda.gov

2007 CENSUS OF AGRICULTURE

Hunterdon County – New Jersey

Farms with Black or African American Operators Compared with All Farms



Data are not available at this geographic level for farms with Black or African American operators.



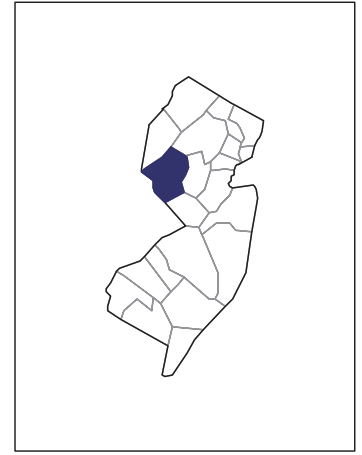
United States Department of Agriculture
National Agricultural Statistics Service

www.agcensus.usda.gov

2007 CENSUS *OF* AGRICULTURE

Hunterdon County – New Jersey

Farms with Native Hawaiian or Other Pacific Islander Operators Compared with All Farms



Data are not available at this geographic level for farms with Native Hawaiian or Other Pacific Islander operators.



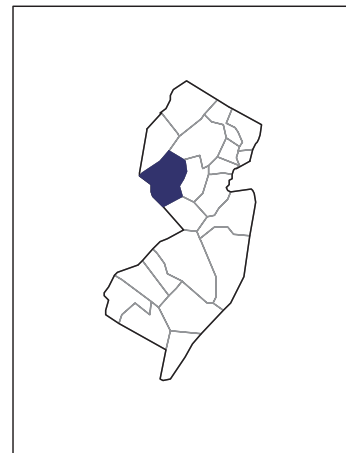
United States Department of Agriculture
National Agricultural Statistics Service

www.agcensus.usda.gov

2007 CENSUS OF AGRICULTURE

Hunterdon County – New Jersey

Farms with White Operators
Compared with All Farms



Data are not available at this geographic level for farms with White operators.



United States Department of Agriculture
National Agricultural Statistics Service

www.agcensus.usda.gov

