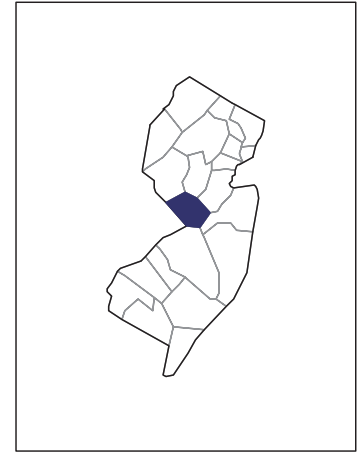


2007 CENSUS OF AGRICULTURE



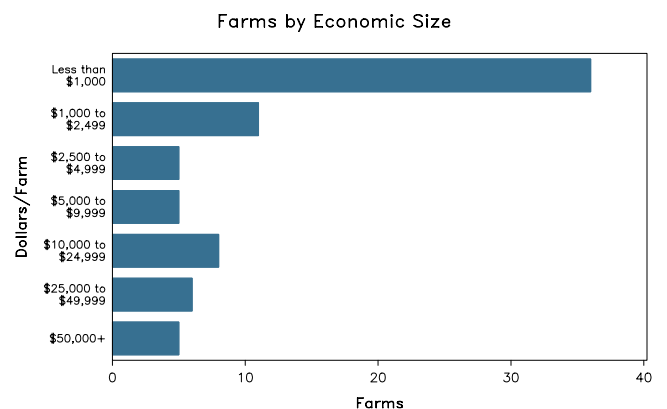
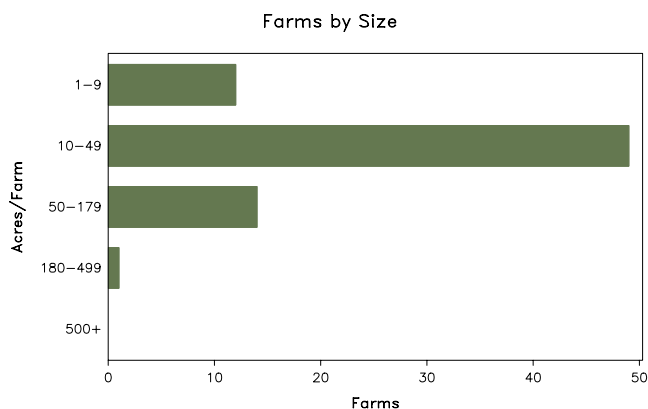
Mercer County – New Jersey

Farms with Women Principal Operators Compared with All Farms

	Women Principal Operators	All Farms
Number of Farms	76	311
Land in Farms	2,589 acres	21,730 acres
Average Size of Farm	34 acres	70 acres
Market Value of Products Sold	\$1,940,000	\$18,646,000
Crop Sales	\$993,000	\$15,011,000
Livestock Sales	\$947,000	\$3,635,000
Average Per Farm	\$25,533	\$59,956
Government Payments	\$58,000	\$286,000
Average Per Farm Receiving Payments	\$8,341	\$6,983

See footnotes on reverse page.

Farms with Women Principal Operators



United States Department of Agriculture
National Agricultural Statistics Service

www.agcensus.usda.gov

2007 CENSUS OF AGRICULTURE

Mercer County – New Jersey Farms with Women Principal Operators

Selected Highlights

Item	Farms	Quantity
MARKET VALUE OF AGRICULTURAL PRODUCTS SOLD (\$1,000)		
Total value of agricultural products sold	76	1,940
Value of crops including nursery and greenhouse	38	993
Value of livestock, poultry, and their products	28	947
VALUE OF SALES BY COMMODITY GROUP (\$1,000)		
Grains, oilseeds, dry beans, and dry peas	3	32
Tobacco	-	-
Cotton and cottonseed	-	-
Vegetables, melons, potatoes and sweet potatoes	7	35
Fruits, tree nuts, and berries	4	20
Nursery, greenhouse, floriculture, and sod	12	887
Cut Christmas trees and short rotation woody crops	7	2
Other crops and hay	13	18
Poultry and eggs	10	(D)
Cattle and calves	2	(D)
Milk and other dairy products from cows	-	-
Hogs and pigs	-	-
Sheep, goats, and their products	14	10
Horses, ponies, mules, burros, and donkeys	10	(D)
Aquaculture	-	-
Other animals and other animal products	3	(D)
TOP CROP ITEMS (acres)		
Forage - land used for all hay and haylage, grass silage, and greenchop	14	248
Corn for grain	2	(D)
Nursery stock	9	72
Cut Christmas trees	11	24
Floriculture crops, total	3	15
TOP LIVESTOCK INVENTORY ITEMS (number)		
Horses and ponies	35	419
Layers	11	418
Sheep and lambs	14	271
Alpacas	5	232
Rabbits and their pelts	2	(D)

Operator Characteristics

Item	Quantity
Primary occupation:	
Farming	29
Other	47
Days worked off farm:	
None	22
Any	54
Years on present farm:	
2 years or less	4
3 to 4 years	7
5 to 9 years	12
10 years or more	53
Age group:	
Under 45 years	16
45 to 64 years	36
65 years and over	24
Average age of principal operator (years)	57.4

Economic Characteristics

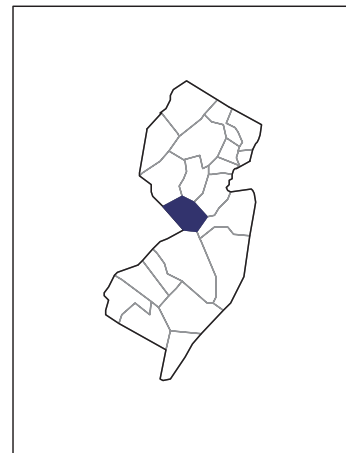
Item	Quantity
Farms by value of sales:	
Less than \$1,000	37
\$1,000 to \$2,499	13
\$2,500 to \$4,999	5
\$5,000 to \$9,999	2
\$10,000 to \$49,999	14
\$50,000 to \$99,999	-
\$100,000 to \$249,999	1
\$250,000 to \$499,999	4
\$500,000 or more	-
Total farm production expenses (\$1,000)	3,606
Average per farm (\$)	47,442
Net cash farm income of operation (\$1,000)	-720
Average per farm (\$)	-9,470
Value of agricultural products sold directly to individuals for human consumption (\$1,000)	11
Total organic product sales (\$1,000)	(D)
Total income from farm-related sources, gross before taxes and expenses (\$1,000)	887

See "Census of Agriculture, Volume 1, Geographic Area Series" for complete footnotes, explanations, definitions, and methodology.
(D) Cannot be disclosed. (Z) Less than half of the unit shown.

2007 CENSUS *OF* **AGRICULTURE**

Mercer County – New Jersey

Farms with Spanish, Hispanic, or Latino Operators Compared with All Farms



Data are not available at this geographic level for farms with Spanish, Hispanic, or Latino operators.



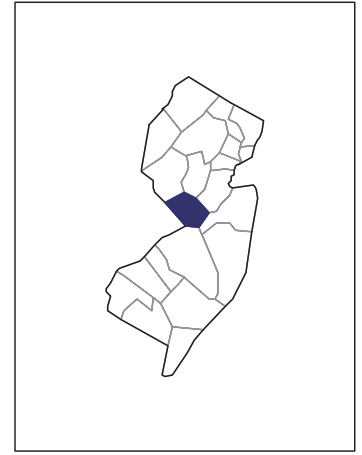
United States Department of Agriculture
National Agricultural Statistics Service

www.agcensus.usda.gov

2007 CENSUS *OF* AGRICULTURE

Mercer County – New Jersey

**Farms with American Indian or Alaska
Native Operators Compared with All
Farms**



Data are not available at this geographic level for farms with American Indian or Alaska Native operators.



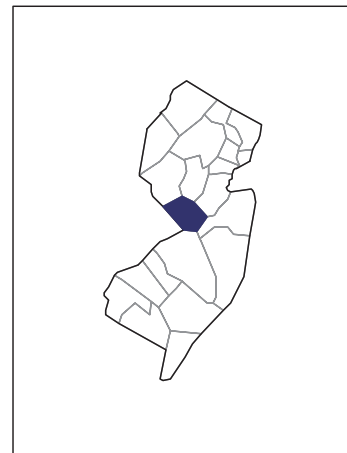
United States Department of Agriculture
National Agricultural Statistics Service

www.agcensus.usda.gov

2007 CENSUS *OF* **AGRICULTURE**

Mercer County – New Jersey

**Farms with Asian Operators
Compared with All Farms**



Data are not available at this geographic level for farms with Asian operators.



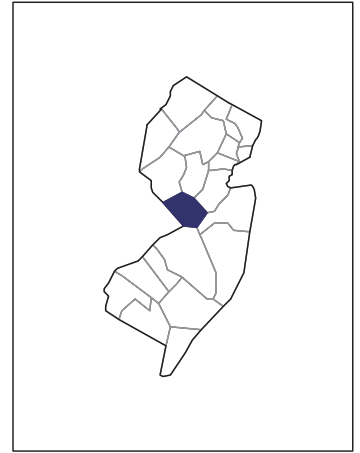
United States Department of Agriculture
National Agricultural Statistics Service

www.agcensus.usda.gov

2007 CENSUS *OF* **AGRICULTURE**

Mercer County – New Jersey

**Farms with Black or African American
Operators Compared with All Farms**



Data are not available at this geographic level for farms with Black or African American operators.



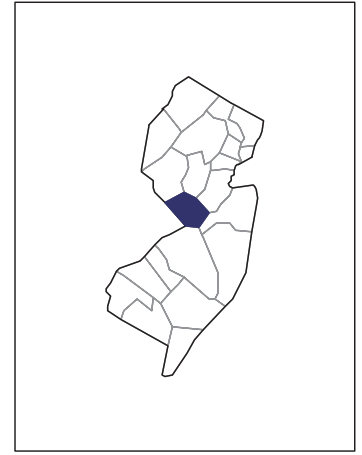
United States Department of Agriculture
National Agricultural Statistics Service

www.agcensus.usda.gov

2007 CENSUS *OF* AGRICULTURE

Mercer County – New Jersey

Farms with Native Hawaiian or Other Pacific Islander Operators Compared with All Farms



Data are not available at this geographic level for farms with Native Hawaiian or Other Pacific Islander operators.



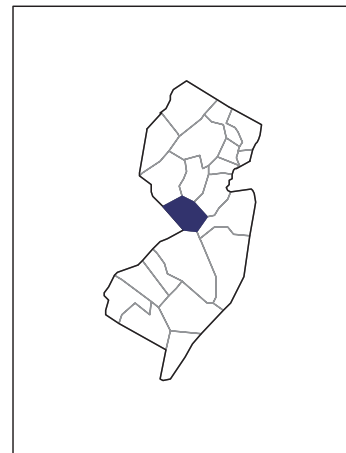
United States Department of Agriculture
National Agricultural Statistics Service

www.agcensus.usda.gov

2007 CENSUS *OF* AGRICULTURE

Mercer County – New Jersey

**Farms with White Operators
Compared with All Farms**



Data are not available at this geographic level for farms with White operators.



United States Department of Agriculture
National Agricultural Statistics Service

www.agcensus.usda.gov

