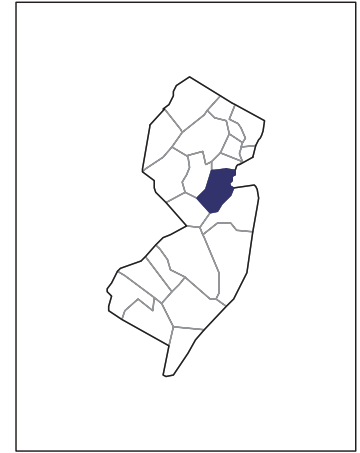


2007 CENSUS OF AGRICULTURE



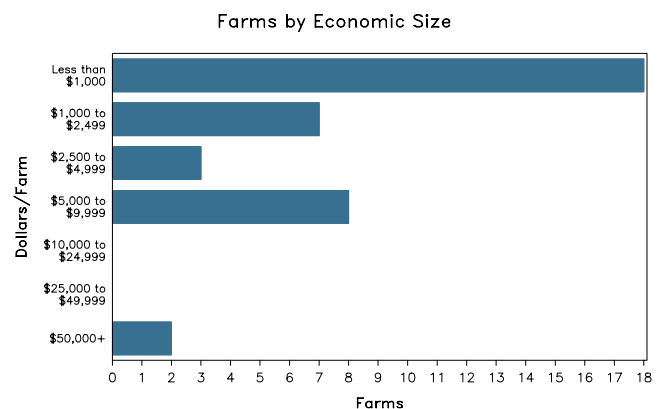
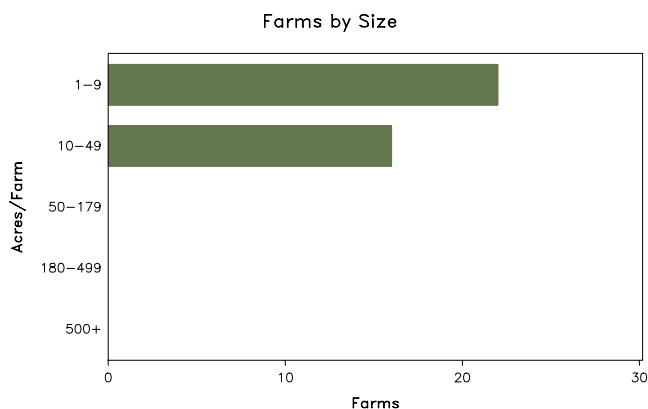
Middlesex County – New Jersey

Farms with Women Principal Operators Compared with All Farms

	Women Principal Operators	All Farms
Number of Farms	38	236
Land in Farms	466 acres	18,717 acres
Average Size of Farm	12 acres	79 acres
Market Value of Products Sold	(D)	\$41,854,000
Crop Sales	(D)	\$40,207,000
Livestock Sales	\$25,000	\$1,647,000
Average Per Farm	(D)	\$177,346
Government Payments	-	\$109,000
Average Per Farm Receiving Payments	-	\$6,050

See footnotes on reverse page.

Farms with Women Principal Operators



2007 CENSUS OF AGRICULTURE

Middlesex County – New Jersey Farms with Women Principal Operators

Selected Highlights

Item	Farms	Quantity
MARKET VALUE OF AGRICULTURAL PRODUCTS SOLD (\$1,000)		
Total value of agricultural products sold	38	(D)
Value of crops including nursery and greenhouse	17	(D)
Value of livestock, poultry, and their products	12	25
VALUE OF SALES BY COMMODITY GROUP (\$1,000)		
Grains, oilseeds, dry beans, and dry peas	1	(D)
Tobacco	-	-
Cotton and cottonseed	-	-
Vegetables, melons, potatoes and sweet potatoes	5	(D)
Fruits, tree nuts, and berries	4	74
Nursery, greenhouse, floriculture, and sod	4	(D)
Cut Christmas trees and short rotation woody crops	7	(D)
Other crops and hay	2	(D)
Poultry and eggs	2	(D)
Cattle and calves	-	-
Milk and other dairy products from cows	-	-
Hogs and pigs	-	-
Sheep, goats, and their products	4	(D)
Horses, ponies, mules, burros, and donkeys	8	22
Aquaculture	-	-
Other animals and other animal products	-	-
TOP CROP ITEMS (acres)		
Vegetables harvested for sale	5	28
Cut Christmas trees	9	22
Forage - land used for all hay and haylage, grass silage, and greenchop	2	(D)
Soybeans for beans	1	(D)
Sweet corn	2	(D)
TOP LIVESTOCK INVENTORY ITEMS (number)		
Horses and ponies	22	262
Layers	5	75
Ducks	4	(D)
Sheep and lambs	2	(D)
Goats, all	5	14

Operator Characteristics

Item	Quantity
Primary occupation:	
Farming	12
Other	26
Days worked off farm:	
None	10
Any	28
Years on present farm:	
2 years or less	-
3 to 4 years	2
5 to 9 years	7
10 years or more	29
Age group:	
Under 45 years	7
45 to 64 years	19
65 years and over	12
Average age of principal operator (years)	57.9

Economic Characteristics

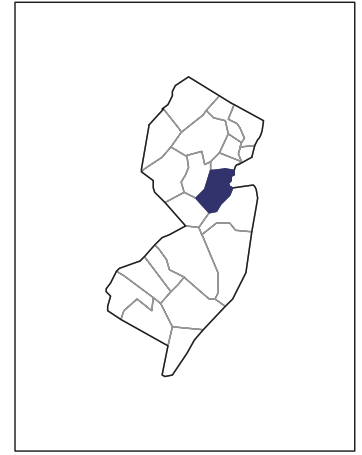
Item	Quantity
Farms by value of sales:	
Less than \$1,000	18
\$1,000 to \$2,499	7
\$2,500 to \$4,999	3
\$5,000 to \$9,999	8
\$10,000 to \$49,999	-
\$50,000 to \$99,999	-
\$100,000 to \$249,999	1
\$250,000 to \$499,999	-
\$500,000 or more	1
Total farm production expenses (\$1,000)	9,702
Average per farm (\$)	255,325
Net cash farm income of operation (\$1,000)	-174
Average per farm (\$)	-4,583
Value of agricultural products sold directly to individuals for human consumption (\$1,000)	(D)
Total organic product sales (\$1,000)	(D)
Total income from farm-related sources, gross before taxes and expenses (\$1,000)	305

See "Census of Agriculture, Volume 1, Geographic Area Series" for complete footnotes, explanations, definitions, and methodology.
(D) Cannot be disclosed. (Z) Less than half of the unit shown.

2007 CENSUS *OF* **AGRICULTURE**

Middlesex County – New Jersey

Farms with Spanish, Hispanic, or Latino Operators Compared with All Farms



Data are not available at this geographic level for farms with Spanish, Hispanic, or Latino operators.



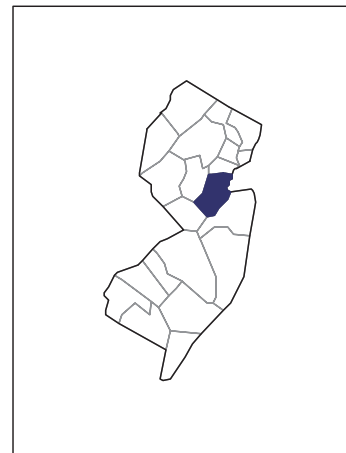
United States Department of Agriculture
National Agricultural Statistics Service

www.agcensus.usda.gov

2007 CENSUS *OF* AGRICULTURE

Middlesex County – New Jersey

**Farms with American Indian or Alaska
Native Operators Compared with All
Farms**



Data are not available at this geographic level for farms with American Indian or Alaska Native operators.



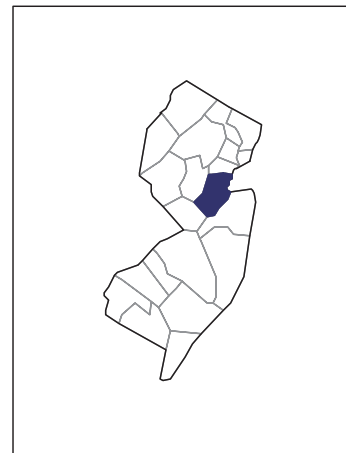
United States Department of Agriculture
National Agricultural Statistics Service

www.agcensus.usda.gov

2007 CENSUS *OF* AGRICULTURE

Middlesex County – New Jersey

**Farms with Asian Operators
Compared with All Farms**



Data are not available at this geographic level for farms with Asian operators.



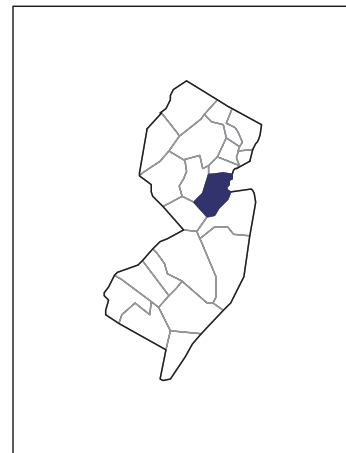
United States Department of Agriculture
National Agricultural Statistics Service

www.agcensus.usda.gov

2007 CENSUS *OF* AGRICULTURE

Middlesex County – New Jersey

**Farms with Black or African American
Operators Compared with All Farms**



Data are not available at this geographic level for farms with Black or African American operators.



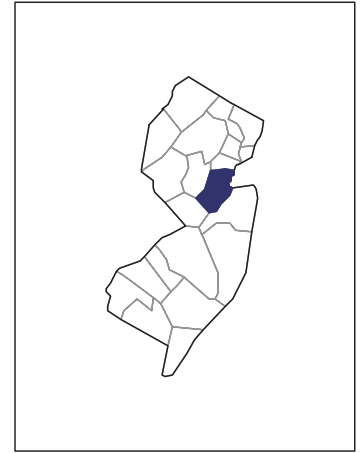
United States Department of Agriculture
National Agricultural Statistics Service

www.agcensus.usda.gov

2007 CENSUS *OF* AGRICULTURE

Middlesex County – New Jersey

**Farms with Native Hawaiian or Other
Pacific Islander Operators Compared
with All Farms**



Data are not available at this geographic level for farms with Native Hawaiian or Other Pacific Islander operators.



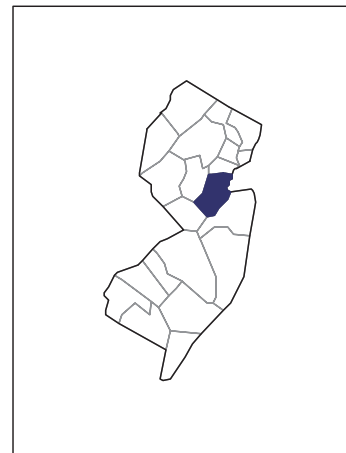
United States Department of Agriculture
National Agricultural Statistics Service

www.agcensus.usda.gov

2007 CENSUS *OF* AGRICULTURE

Middlesex County – New Jersey

**Farms with White Operators
Compared with All Farms**



Data are not available at this geographic level for farms with White operators.



United States Department of Agriculture
National Agricultural Statistics Service

www.agcensus.usda.gov

